

TÜRKİYE MIGRATION AND HUMAN MOBILITIES ANNUAL

GAV PERSPEKTİF

2022

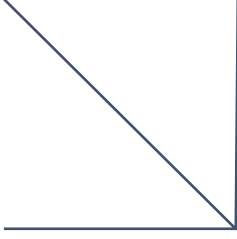
Dr. Ali Zafer SAĞIROĞLU
Ramazan ÜNSAL
Furkan ÖZENCI



TÜRKİYE MIGRATION AND HUMAN MOBILITIES ANNUAL

2022





TÜRKİYE MIGRATION AND HUMAN MOBILITIES ANNUAL 2022

Ali Zafer Sağıroğlu | Ramazan Ünsal | Furkan Özenci

For Citation: Sağıroğlu, A. Z., Ünsal, R. and Özenci, F. (2025). *Türkiye Migration and Human Mobilities Annual - 2022*. Ankara: GAV Perspektif Yayınları.

GAV Perspektif Yayınları, 2025
© Göç Araştırmaları Vakfı İktisadi İşletmesi
Sertifika No.: 43715

GAV PERSPEKTİF

Hacettepe Mah. Fener Sk.
No: 5 06230
Altındağ Ankara/Türkiye
Tel.: +90 (312) 473 79 11
Fax: +90 (312) 473 79 14
gavperspektif.com
bilgi@gavperspektif.com
siparis@gavperspektif.com



GAV Perspektif Yayınları - 42
ISBN: 978-625-5830-08-1
E-ISBN: 978-625-5830-09-8

Proofreader
Ramazan Ünsal & Furkan Özenci

Translator
Dilay Sular

Layout
Emre Yıldız

Cover Design
Ruha Medya A.Ş.

First Edition
September 2025
Ankara

Print
Ada Matbaacılık Yayın San.Tic.Ltd Şti. • Sertifika No: 44093
Ankara

© Copyright: All copyright in this book is the property of GAV Perspective Publications. No part of this book may be reproduced in any form, electronic or mechanical, without the written permission of the publisher, except for limited quotations for promotional purposes, provided the source is acknowledged. The moral and financial rights of the authors are reserved.

FOREWORD



The first volume of the Türkiye Migration and Human Mobilities Annual, the 2021 volume, received considerable appreciation and applause from many national and international parties. We are proud to publish the figures and the facts for the year 2022 in the second volume of the series and offer them for the public's disposal.

Reliable sources of information not only concern each of the scientific, academic, bureaucratic and policy fields individually, but are also extremely important in terms of accurately and truthfully informing the public. The need for open, transparent, and reliable sources of information on migration issues – which are becoming increasingly politicized and are being used as “material” for social debates and tensions – is growing day by day. We maintain our belief that the Türkiye Migration and Human Mobilities Annual series will fill an important gap in this respect.

As with the previous 2021 Annual, the 2022 Volume has also been prepared by Ali Zafer Sağıroğlu, Ramazan Ünsal, and Furkan Özenci, thanks to their devoted and patient efforts. We owe a debt of gratitude to many people, beyond the authors, who contributed from layout to printing. On the other hand, I would like to express our gratitude to the governing board of the Migration Research Foundation for sponsoring the printing of the second volume of the series among GAV Perspektif publications by supporting all the processes and encouraging the authors.

Dr. Ali Zafer Sağıroğlu

EXECUTIVE SUMMARY

Highlights and Trends for 2022

• • •

The number of visitors to Türkiye exceeded the 50 million persons mark again after 2019.

Having welcomed more than 50 million visitors for the first time in the history of the Republic in 2019, Türkiye surpassed the 50 million threshold again after 2019. At this level, Türkiye became the third country hosting the highest number of tourists in the world for the first time. It is therefore seen that the impact of the coronavirus pandemic that emerged in 2020 on tourism mobility has been broken, and Türkiye has moved to a higher place in the ranking of countries hosting tourists. The total number of visitors, which had been 30,038,961 in 2021, climbed to 51,387,513 in 2022. Of these, 44,564,395 (86.72%) were foreigners and 6,823,118 (13.28%) were Turkish citizens with foreign residence. According to official statements, Türkiye aims to host more visitors in the next five years. Indeed, the targeted number of visitors for 2028 is 90 million.

• • •

The number of day-trippers approached the one million persons threshold after seven years.

Another area where tourism activity has increased remarkably is the number of day-trippers. The number of day-trippers, which was over two million in 2013, fell below one million from 2016 onwards and has continuously decreased since then until 2021. When the impact of the coronavirus pandemic was felt strongly in 2020, the number of these visitors regressed to 77,234 people. However, in 2022, the number of such visitors rose again to the one million threshold, reaching 934,714. This upward trend is projected to continue in the years ahead.



The number of Turkish citizens emigrating abroad peaked in 2022.

As reflected in Turkish Statistical Institute (TURKSTAT) statistics, the number of immigrants to Türkiye, which reached its peak in 2021 (739,364), declined to 494,052 in 2022. Of those who immigrated to Türkiye, 94,409 (19.11%) were Turkish citizens, while the number of foreigners was 399,643 (80.89%). On the other hand, the number of people who emigrated from Türkiye reached a peak of 466,914. Of those who went abroad, 139,531 (29.88%) were Turkish citizens and 327,383 (70.12%) were foreigners. The number of Turkish citizens emigrating from Türkiye reached its peak in 2022. In 2022, the number of foreigners coming to Türkiye was higher than those leaving the country, while the number of Turkish citizens migrating abroad was higher than those migrating to Türkiye.



The number of foreigners in Türkiye, excluding those having temporary protection status, residence permit for less than 90 days and those holding visas, reached 1,823,836 with an increase of approximately 30 thousand people compared to the previous year.

According to data released by the Turkish Statistical Institute (TURKSTAT), the number of foreigners residing in Türkiye—excluding those under temporary protection, individuals holding residence permits for less than 90 days, and visa holders—increased from 1,792,036 in 2021 to



Russia's attacks on Ukraine affected the human mobility to Türkiye as well. According to Türkiye's statistics on residence permits, work permits, etc., the number of Russian and Ukrainian nationals has increased remarkably.

The Russian incursions into Ukrainian territory in the first months of 2022 caused significant ruptures in various flows from both countries to Türkiye. After the beginning of the attacks on February 24, 2022, the number of Russian and Ukrainian nationals visiting Türkiye, obtaining residence and work permits in Türkiye, etc. increased dramatically. For example, the number of Russian nationals immigrating to Türkiye rose from 31,463 in 2021 to 99,786 in 2022, and the number of Ukrainian nationals immigrating to Türkiye from 8,545 in 2021 to 32,465 in 2022. However, the number of Ukrainians who entered Türkiye with visa liberalization is considered to be much higher

1,823,836 in 2022. These figures include individuals with residence and work permits, those under international protection, former Turkish citizens who have renounced their citizenship, and holders of blue cards. Based on these numbers, the proportion of the foreign population in Türkiye relative to Turkish citizens rose slightly from 2.12% in 2021 to 2.14% in 2022.



Applications for international protection increased.

Receiving 33,246 international protection applications in 2022, Türkiye became the ninth country with the highest number of international protection applications among European Union (EU) and EFTA countries. The total number of international protection applicants and status holders in Türkiye as of the end of 2022 was 307,521.



The number of Syrians under temporary protection in Türkiye declined.

Reported as 3,736,799 in 2021, the number of Syrians under temporary protection declined by around 200,000 to 3,535,898 by the end of 2022. The number of Syrians who voluntarily returned to their country from Türkiye reached 539,332 within the time period from 2016 until the end of 2022. In addition to this number, it is observed that 58,758 Syrians returned to their country within the year 2022. This number points out that an average of 4,896 Syrians voluntarily returned to their country on a monthly basis in 2022. The practice that allowed Syrians to travel to Syria and return during religious holidays has been discontinued.

Although there is a downward trend in the number of Syrians being granted citizenship, the total number had exceeded 221,000 since 2016 by mid-year.



The number of foreigners granted Turkish citizenship exceeded 363,000.

According to official statements made in August 2022, the number of foreign nationals granted Turkish citizenship amounted to 363,179. Although a few more public statements were made after this date, the total number was not disclosed to the public. According to the statement dated August 2022, 211,908 of those granted Turkish citizenship were from Syria and 39,294 from Afghanistan. In addition, 104,976 are Meskhetian (Ahiska) Turks and 7,001 are Uyghur Turks. On the other hand, it is not clear what date range these figures cover. In some statements made by the authorities, it was noted that there were people from before 2011 in these statistics, and in some statements, 2011 was said to be the "limit". However, it can be said that the process of granting citizenship "accelerated" as of 2016, especially for Syrian nationals.



Combating irregular migration continued to be a significant item on Türkiye's agenda.

During the "Peace of Mind Operations to Combat Irregular Migration", 18,343 irregular migrants were apprehended. In order to effectively combat irregular migration and migrant smuggling, a total of twelve "Peace of Mind Operations to Combat Irregular Migration" were carried out in 2022 in cooperation with the provincial units of the Presidency of Migration Management in the areas of responsibility of the Directorate General of Security, General Command of Gendarmerie and Coast Guard Command units. Within this scope, it was observed that over 21,000 locations where foreign nationals could reside were inspected on a monthly average, and a total of 18,343 irregular migrants were apprehended.



The number of irregular migrants apprehended in 2022 was recorded as the second highest level in Türkiye's history.

The number of irregular migrants apprehended within the country, at borders and in territorial waters increased by 74.87% compared to 2021 and reached 285,027. The number of irregular migrants apprehended, with duplicates removed, was announced as 236,572. Among the apprehended irregular migrants, 40.62% were from Afghanistan and 16.11% were from Syria. Among the apprehended irregular migrants, Afghanistan nationals ranked first with 115,775 people, followed by Syrian nationals with 45,909 people. The number of Pakistani irregular migrants ranked third with 15,367.

In 2022, the number of irregular migrants deported increased by 161% compared to last year (46,845) reaching 124,441. The expulsion rate of irregular migrants was recorded as 53%.



Number and capacity of Removal Centers increased.

In 2021, there were 25 Removal Centers in Türkiye with a total capacity of 15,908. In 2022, the number of centers increased to 30, and their capacity rose to 20,540. With this increase, the number of removal centers in Türkiye surpassed the total capacity of those in all European countries.



Attempts by 280,206 people to cross Türkiye's borders were prevented.

As part of the initiatives to combat irregular migration, in 2022, 280,206 people were prevented by law enforcement officers while attempting to cross the borders of Türkiye. In 2021, this number was recorded as 451,096. A comparison between 2021 and 2022 reveals that the number of people prevented from irregularly attempting to enter the country decreased in 2022, while the number of irregular migrants apprehended increased. It was also assessed that border crossing preventions in previous years had a deterrent effect on attempted crossings in the following year.

At the land borders, 7,899 irregular migrants were apprehended. For the first time in 2022, unlike in previous years, the number of irregular migrants apprehended while attempting to exit the country exceeded those apprehended while attempting to enter. In 2022, while 2,865 irregular migrants were apprehended during entry into Türkiye, 4,957 were apprehended during exit.

At sea, 49,518 irregular migrants were apprehended or rescued. A comparison of figures from 2021 and 2022 shows a decrease in the rescue rate and an increase in the apprehension rate by the Coast Guard Command. In 2021, 78% of irregular migrants were rescued and 22% were apprehended. In 2022, these rates shifted to 65% rescued and 35% apprehended.





CONTENTS



FOREWORD	III
EXECUTIVE SUMMARY.....	IV
LIST OF TABLES.....	XII
LIST OF FIGURES.....	XVI
LIST OF MAPS	XVIII
ABBREVIATIONS.....	XIX

CHAPTER I

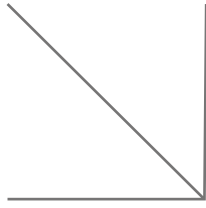
ENTRY TO AND EXIT FROM TÜRKİYE XX

I.1. Data on Entry to and Exit from Türkiye	3
I.2. Visitors' Reasons for Arrival.....	10
I.3. Types of Transportation Used by Foreign Visitors When Coming to Türkiye.....	13
I.4. Provinces in Türkiye Visited by Foreign Nationals.....	15
I.5. Nationalities of Visitors.....	19
I.6. Day Visitors.....	23
I.7. Health Tourism	27

CHAPTER 2

REGULAR MIGRATION AND HUMAN MOBILITIES. 30

2.1. Incoming and Outgoing Migration, and the Foreign Population in Türkiye.....	33
2.2. Residence Permits.....	50
2.3. Work Permits.....	60
2.4. International Students in Primary and Secondary Education.....	69
2.5. International Students in Higher Education	72
2.6. International Faculty Members in Higher Education	81
2.7. Property Sales to Foreigners.....	86
2.8. Marriage-Divorce.....	89
2.9. Granting Turkish Citizenship	94



CHAPTER 3

IRREGULAR MIGRATION AND HUMAN MOBILITIES 98

3.1. Irregular Migration Data by Institution	101
3.1.1. Presidency of Migration Management.....	103
3.1.2. Turkish Armed Forces.....	104
3.1.3. Directorate General of Security	110
3.1.4. General Command of Gendarmerie.....	112
3.1.5. Coast Guard Command	116
3.1.6. Coast Guard Command, General Command of Gendarmerie, and Directorate General of Security (Joint)	121
3.1.7. Ministry of Trade.....	122
3.2. Combating Irregular Migration.....	123
3.2.1. Prevention at Borders.....	123
3.2.2. Deportation	124
3.2.3. Readmission	130
3.3. Migrant Smuggling.....	131
3.4. Human Trafficking.....	133

CHAPTER 4

INTERNATIONAL PROTECTION 136

4.1. International Protection	137
4.2. Temporary Protection.....	139
4.3. Resettlement.....	143
4.4. Voluntary Return	148

SOURCES 152

LIST OF TABLES



Table 1.1. Distribution of institutions by data publishing intervals on tourism mobility	2
Table 1.2. Distribution of the difference I 3 between foreign visitors entering Türkiye and foreign visitors leaving Türkiye by year, 2013-2022	6
Table 1.3. Distribution of visitors entering Türkiye by month and rate of change (%), 2021-2022.....	8
Table 1.4. Distribution of foreign visitors exiting Türkiye by month and rate of change (%), 2021-2022.....	9
Table 1.5. Distribution of visitors' reasons for arrival to Türkiye, 2022.....	12
Table 1.6. Distribution of foreign visitors entering Türkiye by mode of transport and month, 2021-2022.....	14
Table 1.7. Distribution of foreign visitors exiting Türkiye by mode of transport and month, 2021-2022	15
Table 1.8. Distribution of foreign visitors to Türkiye by the top 10 provinces and mode of transport, 2021-2022	16
Table 1.9. Distribution of foreign visitors departing from Türkiye by the top 10 provinces and mode of transport, 2021-2022.....	17
Table 1.10. Distribution of visitors to Türkiye by top 10 nationalities and rate of change (%), 2021-2022.....	19
Table 1.11. Distribution of visitors to Türkiye by top 10 nationalities and mode of transport, 2021-2022	20
Table 1.12. Distribution of visitors departing from Türkiye by top 10 nationalities and rate of change (%), 2021-2022.....	21
Table 1.13. Distribution of visitors departing from Türkiye by top 10 nationalities and mode of transport, 2021-2022	22
Table 1.14. Distribution of the difference between entries and exits by top 10 nationalities and mode of transportation, 2021-2022.....	23
Table 1.15. Distribution of day visits by month and rate of change (%), 2021-2022	25
Table 1.16. Distribution of foreign day-trippers by top 10 provinces and rate of change (%), 2021-2022	26
Table 1.17. Distribution of foreign day-trippers by top 10 nationalities and rate of change (%), 2021-2022	26
Table 2.1. Distribution of institutions by frequency of publishing data on regular migration and human mobilities.....	32
Table 2.2. Distribution of immigration to Türkiye by age group, gender, and rate of change (%), 2021-2022.....	36
Table 2.3. Distribution of emigration from Türkiye by age group, gender, and rate of change (%), 2021-2022.....	37
Table 2.4. Distribution of immigration to Türkiye by province and nationality, and rate of change (%), 2021-2022	39
Table 2.5. Distribution of emigration from Türkiye by province and nationality, and rate of change (%), 2021-2022.....	41
Table 2.6. Distribution of foreign nationals immigrating to Türkiye by top 10 nationalities and rate of change (%), 2021- 2022.....	42
Table 2.7. Distribution of foreign nationals emigrating from Türkiye by top 10 nationalities and rate of change (%), 2021- 2022... ..	42
Table 2.8. Distribution of foreign nationals residing in Türkiye by year of residence and age group, 2017-2022.....	44
Table 2.9. Distribution of foreign nationals residing in Türkiye by year of residence and top 10 nationalities, 2017-2022.....	45
Table 2.10. Distribution of foreign nationals residing in Türkiye by top 10 nationalities and gender, 2021-2022	46
Table 2.11. Distribution of foreign nationals residing in Türkiye by province, 2021-2022.....	48
Table 2.12. Distribution of foreign nationals in Türkiye by top 10 provinces and rate of change (%), 2021-2022.....	50
Table 2.13. Distribution of foreigners with residence permits in Türkiye by top 10 nationalities, 2021-2022	53

Table 2.14. Distribution of foreigners with short-term residence permits in Türkiye by top 10 nationalities, 2021-2022	54
Table 2.15. Distribution of foreigners with student residence permits in Türkiye by top 10 nationalities, 2021-2022	55
Table 2.16. Distribution of foreigners with family residence permits in Türkiye by top 10 nationalities, 2021-2022	55
Table 2.17. Distribution of foreigners with residence permits in Türkiye by province, 2021-2022	57
Table 2.18. Distribution of foreigners with residence permits in Türkiye by top 10 provinces, 2021-2022	60
Table 2.19. Distribution of foreigners with residence permits in Türkiye by top 10 provinces, 2021-2022	63
Table 2.20. Distribution of foreigners granted work permits by educational level and gender, 2021-2022	63
Table 2.21. Distribution of foreigners granted work permits by top 10 nationalities and gender, 2021-2022	65
Table 2.22. Distribution of work permits granted to foreigners by top 10 sectors, 2021-2022	66
Table 2.23. Distribution of work permits granted to foreigners by top 10 provinces, 2021-2022	67
Table 2.24. Distribution of work permits granted to foreigners by month and application type, 2021-2022	68
Table 2.25. Distribution of work permits granted to foreigners by gender and application type, 2021-2022	68
Table 2.26. Distribution of international students in primary and secondary education in Türkiye by grade and educational level, and rate of change (%), 2021-2022	70
Table 2.27. Distribution of international students in primary and secondary education in Türkiye by grade and educational level, and rate of change (%), 2022	71
Table 2.28. Distribution of international students studying in Türkiye by educational level and gender, 2021-2022	76
Table 2.29. Distribution of international students studying in Türkiye by top 10 nationalities, 2021-2022	76
Table 2.30. Distribution of international students studying in Türkiye by university, 2021-2022	77
Table 2.31. Distribution of international students studying in open and distance education institutions in Türkiye, 2021-2022	78
Table 2.32. Comparison of international student populations in universities hosting the highest number of students in open and distance education institutions, 2021-2022	79
Table 2.33. Distribution of international students studying in Türkiye (excluding those in open and distance education) by top 10 provinces, 2021-2022	81
Table 2.34. Distribution of international academic staff working in Türkiye by academic title and top 10 nationalities, 2021-2022 ..	85
Table 2.35. Distribution of international academic staff working in Türkiye by academic title and top 10 universities, 2021-2022 ..	86
Table 2.36. Distribution of those who got married in Türkiye by nationality and rate of change, 2021-2022	90
Table 2.37. Distribution of foreign nationals who got married in Türkiye by gender, top 10 nationalities, and rate of change (%), 2021-2022	91
Table 2.38. Distribution of those who got divorced in Türkiye by nationality and rate of change (%), 2021-2022	92
Table 2.39. Distribution of those who got divorced in Türkiye by gender and top 10 nationalities, and rate of change (%), 2021-2022	93
Table 2.40. Foreigners granted Turkish citizenship according to official declarations	95

Table 3.1.	<i>Frequency of data publication by respective institutions on irregular migration</i>	100
Table 3.2.	<i>Distribution of the number of apprehended irregular migrants by year, 2005-2022</i>	101
Table 3.3.	<i>Distribution of the number of apprehended irregular migrants by institution and month, 2022</i>	102
Table 3.4.	<i>Distribution of the numbers of apprehended irregular migrants by top 10 nationalities, 2022</i>	103
Table 3.5.	<i>Distribution of individuals apprehended by the Turkish Armed Forces (TAF) at borders during attempted entry into or exit from Türkiye, 2021-2022</i>	105
Table 3.6.	<i>Distribution of individuals apprehended by the TAF during attempted entry into Türkiye by border and month, 2021-2022</i>	107
Table 3.7.	<i>Distribution of individuals apprehended by the TAF during attempted exit from Türkiye by border and month, 2021-2022</i>	108
Table 3.8.	<i>Distribution of locations inspected under the Peace of Mind Operations to Combat Irregular Migration, 2022</i>	111
Table 3.9.	<i>Number of apprehended irregular migrants under the Peace of Mind Operations to Combat Irregular Migration, 2022</i>	111
Table 3.10.	<i>Distribution of irregular migration incidents and apprehended irregular migrants by month</i>	113
Table 3.11.	<i>Number of foreigners subject to administrative procedures by the General Command of Gendarmerie</i>	114
Table 3.12.	<i>Distribution of apprehended irregular migrants/foreigners subject to administrative procedures under migrant smuggling by province, 2021-2022</i>	114
Table 3.13.	<i>Distribution of irregular migrants apprehended by the Gendarmerie by nationality and month, 2022</i>	115
Table 3.14.	<i>Data on irregular migration activities according to the Coast Guard Command, 2021-2022</i>	116
Table 3.15.	<i>Number of irregular migrants apprehended and rescued by the Coast Guard Command by month, 2021-2022</i>	
Table 3.16.	<i>Distribution of irregular migrants apprehended and rescued by the Coast Guard Command, 2021-2022</i>	118
Table 3.17.	<i>Distribution of irregular migrants apprehended or rescued by the Coast Guard Command by nationality, 2021-2022</i>	
Table 3.18.	<i>Distribution of irregular migrants apprehended or rescued by the Coast Guard Command by nationality and month, 2022</i>	120
Table 3.19.	<i>Joint apprehension statistics of the Coast Guard Command, General Command of Gendarmerie and Directorate General of Security, 2021-2022</i>	122
Table 3.20.	<i>Ministry of trade data on irregular migration, 2013-2022</i>	123
Table 3.21.	<i>Combating irregular migration, 2021-2022</i>	123
Table 3.22.	<i>Distribution of irregular migrants prevented at Türkiye's borders by month, 2022</i>	124
Table 3.23.	<i>Number of irregular migrants deported, 2021-2022</i>	124
Table 3.24.	<i>Nationality information of irregular migrants deported in 2022 and flight information for who returned to their countries of origin</i>	126
Table 3.25.	<i>Distribution of deported irregular migrants by nationality and month</i>	128
Table 3.26.	<i>Removal centers in Türkiye and their capacities</i>	128

Table 3.27. Distribution of irregular migrants readmitted to Türkiye from EU countries by nationality	131
Table 3.28. Distribution of apprehended migrant smuggling organizers by institution and month, 2021-2022	132
Table 3.29. Distribution of migrant smuggling organizers apprehended by the Directorate General of Security by Turkish and foreign nationality.....	133
Table 3.30. Data published by the General Command of Gendarmerie on human trafficking, 2021-2022	134
Table 3.31. Number of shelters for victims of human trafficking in Türkiye	135
Table 4.1. Distribution of foreigners under international protection and applicants by nationality, 2021-2022	139
Table 4.2. Distribution of Syrians under temporary protection (TP) by top 10 provinces and rate of change between 2021-2022 ..	141
Table 4.3. Number, distribution, and rate of change of TP Syrians residing in or outside temporary accommodation centers, 2021-2022	141
Table 4.4. Distribution of TP Syrians by temporary accommodation center, 2021-2022.....	142
Table 4.5. Distribution of TP Syrians by age, gender, and rate of change, 2021-2022.....	142
Table 4.6. Number of TP Syrians resettled to third countries between 2014-2022	143
Table 4.7. Distribution of applications made by conditional refugees and temporary protection beneficiaries to leave Türkiye and those resettled	145
Table 4.8. Statistical information on TP Syrians who left Türkiye under the 1:1 formula, 2021-2022	146
Table 4.9. Distribution of Syrians resettled to European Union countries under the 1:1 formula by education level, 2016-2022....	147
Table 4.10. Cumulative number of Syrians who voluntarily returned to their country of origin from 2016 to 2022	148
Table 4.11. Distribution of Syrians who returned to their country of origin in 2022 by month	149

LIST OF FIGURES



Figure 1.1. Distribution of visitors arriving in Türkiye by year, 2013-2022	3
Figure 1.2. Distribution of foreign visitors entering Türkiye by year, 2013-2022	4
Figure 1.3. Distribution of foreign visitors departing from Türkiye by year, 2013-2022	5
Figure 1.4. Distribution of Turkish citizens residing abroad who arrived in Türkiye by year, 2013-2022	7
Figure 1.5. Distribution of visitors by purpose of visit, 2021-2022	11
Figure 1.6. Number of passengers entering and exiting through customs gates according to the Ministry of Trade data, 2021-2022	18
Figure 1.7. Distribution of day visits by year.	24
Figure 1.8. Distribution of visitors arriving in Türkiye within the scope of health tourism by year, 2015-2022	28
Figure 1.9. Distribution of visitors arriving in Türkiye for "health and medical" reasons by quarter, 2022	29
Figure 2.1. Distribution of immigration to, emigration from, and net migration in Türkiye by year, 2016-2022	33
Figure 2.2. Distribution of immigrants to Türkiye by nationality and year, 2016-2022	34
Figure 2.3. Distribution of emigrants from Türkiye by nationality and year, 2016-2022	35
Figure 2.4. Foreign nationals residing in Türkiye by year of settlement, 2017-2022	43
Figure 2.5.. Distribution of foreign nationals granted residence permits by year, 2013-2022	51
Figure 2.6. Distribution of foreign nationals granted residence permits by year, 2013-2022	52
Figure 2.7. Distribution of foreign nationals granted work permits by year, 2013-2022	61
Figure 2.8. Distribution of foreign nationals granted work permits in Türkiye by gender and year, 2021-2022	61
Figure 2.9. Monthly distribution of work permits issued to foreigners, 2021-2022	62
Figure 2.10. Distribution of international students in primary and secondary education in Türkiye by top 10 provinces, 2021-2022	72
Figure 2.11. Distribution of international students studying in Türkiye by year, 2014-2022	73
Figure 2.12. Distribution of international students studying in Türkiye, 2021-2022	74
Figure 2.13. Distribution of international students studying in Türkiye by gender, 2021-2022	74
Figure 2.14. Distribution of international students studying in Türkiye by type of university, 2021-2022	75
Figure 2.15. Distribution of international faculty members working in higher education institutions in Türkiye by year, 2015-2022 ..	82
Figure 2.16. Distribution of faculty members working in Türkiye, 2021-2022	83
Figure 2.17. Distribution of international faculty members working in Türkiye by gender, 2021-2022	83
Figure 2.18. Distribution of international faculty members working in Türkiye by type of university, 2021-2022	84
Figure 2.19. Distribution of international faculty members working in Türkiye by academic title, 2021-2022	84
Figure 2.20. Distribution of housing sales to foreigners by year, 2015-2022	87
Figure 2.21. Monthly distribution of housing sales to foreigners	87
Figure 2.22. Monthly distribution of housing sales to foreigners in Türkiye by top 10 nationalities, 2021-2022	88

Figure 2.23. <i>Distribution of housing sales to foreigners by top 10 provinces, 2021-2022</i>	89
Figure 2.24. <i>Distribution of foreign nationals getting married in Türkiye by gender and year, 2015-2022</i>	90
Figure 2.25. <i>Distribution of foreign nationals getting divorced in Türkiye by gender and year, 2015-2022</i>	92
Figure 3.1. <i>Distribution of apprehended irregular migrants by institution, 2021-2022</i>	102
Figure 3.2. <i>Monthly distribution of apprehended irregular migrants, 2021-2022</i>	103
Figure 3.3. <i>Distribution of apprehended irregular migrants by top 10 nationalities, 2021-2022</i>	104
Figure 3.4. <i>Distribution of individuals apprehended by the Turkish Armed Forces (TAF) during attempted entry into or exit from Türkiye by border, 2022</i>	106
Figure 3.5. <i>Number of individuals apprehended by TAF during attempted entry into Türkiye by border, 2021-2022</i>	106
Figure 3.6. <i>Number of individuals apprehended by TAF during attempted exit from Türkiye by border, 2021-2022</i>	107
Figure 3.7. <i>Monthly distribution of individuals apprehended by TAF during attempted entry into Türkiye, 2021-2022</i>	109
Figure 3.8. <i>Monthly distribution of individuals apprehended by TAF during attempted exit from Türkiye, 2021-2022</i>	110
Figure 3.9. <i>Monthly distribution of irregular migrants apprehended by the Coast Guard Command, 2021-2022</i>	118
Figure 3.10. <i>Monthly distribution of irregular migrants rescued by the Coast Guard Command, 2021- 2022</i>	119
Figure 3.11. <i>Distribution of human trafficking victims in Türkiye by year</i>	134
Figure 4.1. <i>Distribution of international protection applications by year, 2010-2022</i>	137
Figure 4.2. <i>Foreign nationals applying for international protection in EU and EFTA countries, 2022</i>	138
Figure 4.3. <i>Number of Syrians under temporary protection by year, 2012-2022</i>	140

LIST OF MAPS



Map 1.1. *Distribution of foreign visitors arriving in Türkiye by province of entry, 2022* 16

Map 2.1. *Distribution of foreign nationals immigrating to Türkiye by province, 2022* 38

Map 2.2. *Distribution of Turkish citizens immigrating to Türkiye by province, 2022* 38

Map 2.3. *Distribution of foreign nationals emigrating from Türkiye by province, 2022* 40

Map 2.4. *Distribution of Turkish citizens emigrating from Türkiye by province, 2022* 40

Map 2.5. *Distribution of the foreign national population in Türkiye by province, 2022* 47

Map 2.6. *Ratio of the foreign population to the provincial population in Türkiye, 2022.* 47

Map 2.7. *Distribution of foreign nationals residing in Türkiye with a residence permit by province, 2022* 58

Map 2.8. *Ratio of foreign nationals with a residence permit to the provincial population (%), 2022* 59

Map 2.9. *Distribution of foreign nationals granted work permits in Türkiye by province, 2022* 66

Map 2.10. *Distribution of international students studying in Türkiye by province, 2021–2022 academic year.* 80

Map 2.11. *Distribution of the ratio of international students to the provincial population in Türkiye, 2021–2022 academic year* ... 80

ABBREVIATIONS



EU	: European Union
Asst.	: Assistant
ALP	: Accelerated Learning Program
EFTA	: European Free Trade Association
EGM	: Emniyet Genel Müdürlüğü [Directorate General of Security]
EU	: European Union
GCASC	: Greek Cypriot Administration of Southern Cyprus
GİB	: Göç İdaresi Başkanlığı [Republic of Türkiye Ministry of Interior Presidency of Migration Management]
GİGM	: Göç İdaresi Genel Müdürlüğü [Republic of Türkiye Ministry of Interior Directorate General of Migration Management]
GMGM	: Gümrükler Muhafaza Genel Müdürlüğü [Republic of Türkiye Ministry of Trade Directorate General of Customs Enforcement]
HBÖGM	: Hayat Boyu Öğrenme Genel Müdürlüğü [Directorate General for Lifelong Learning]
IOM	: International Organisation for Migration
JGK	: Jandarma Genel Komutanlığı [General Command of Gendarmerie]
KKK	: Kara Kuvvetleri Komutanlığı [Land Forces Command]
Lect.	: Lecturer
MEB	: Republic of Türkiye Ministry of National Education
MoCT	: Republic of Türkiye Ministry of Culture and Tourism
Mol	: Republic of Türkiye Ministry of Interior
MoLSS	: Republic of Türkiye Ministry of Labor and Social Security
MoT	: Republic of Türkiye Ministry of Trade
NVİGM	: Nüfus ve Vatandaşlık İşleri Genel Müdürlüğü [Directorate General of Civil Registration and Citizenship Affairs]
Prof.	: Professor
Res.	: Research
SBB	: T.C. Cumhurbaşkanlığı Strateji ve Bütçe Başkanlığı [Republic of Türkiye Presidency Strategy and Budget Department]
SG	: Sahil Güvenlik Komutanlığı [Coast Guard Command]
STDB	: Sağlık Turizmi Daire Başkanlığı [Republic of Türkiye Ministry of Health Directorate General of Health Services Health Tourism Department]
TAC	: Temporary Accommodation Center
TAF	: Turkish Armed Forces
TP	: Temporary Protection
TRNC	: Turkish Republic of Northern Cyprus
TURKSTAT	: Turkish Statistical Institute
ÜİK	: Uluslararası İşgücü Kanunu [International Labor Law]
ÜİKUY	: Uluslararası İşgücü Kanunu Uygulama Yönetmeliği [Regulation on the Implementation of the International Labour Law]
UN	: United Nations
UNHCR	: United Nations High Commissioner for Refugees
USA	: The United States of America
YBYS	: Yükseköğretim Bilgi Yönetim Sistemi [Higher Education Information Management System]
YİGM	: Yatırım ve İşletmeler Genel Müdürlüğü [General Directorate of Investment and Enterprises]
YÖK	: Yükseköğretim Kurulu Başkanlığı [Council of Higher Education]
YTB	: Yurtdışı Türkler ve Akraba Topluluklar Başkanlığı [Presidency for Turks Abroad and Related Communities]



ENTRY TO AND EXIT FROM TÜRKİYE



The issues discussed in the section “Entry to and exit from Türkiye” refer to tourism mobility. Tourism mobility and migration mobility are considered to be interrelated. In fact, data published by the institutions show that some visitors, whether they enter Türkiye for tourism or other purposes, do not leave the country. In this context, tourism can be considered one of the starting points for both regular and irregular migration movements. Although touristic travels are carried out within legally defined boundaries, these travels can evolve into migration movements in two different ways: a foreign visitor who legally enters a country may, after their visa expires, obtain the necessary permits from the competent authorities and continue residing in the country in a “registered” manner; alternatively, a foreign visitor who enters a country legally may overstay their visa and remain in the country without registering with the authorities, thus becoming an irregular migrant. Of course, whether these regular or irregular movements are undertaken with the aim of moving to a third country is a separate subject of analysis.

Foreign nationals may enter Türkiye by obtaining a visa and presenting a passport or a document in lieu of a passport at the border gates designated by the competent authorities.¹ Obtaining a visa is mandatory for visitors, and visas can be issued for a maximum of 90 days within every 180-day period.² Visa applications can be submitted through Türkiye’s foreign missions and consulates, and, as an exceptional practice, visa applications are also accepted at border gates. However, visas issued at border gates are valid for a maximum of 15 days..³ On the other hand, Türkiye also applies visa exemption policies for certain countries⁴ According to information obtained from the Presidency of Migration Management, Türkiye provided visa exemption facilities to the citizens of a total of **90** countries in 2022.⁵

The data reviewed in the “Entry to and Exit from Türkiye” section of the report was obtained from the Presidency of Migration Management (GİB), the Ministry of Culture and Tourism (MoCT), the Ministry of Trade (MoT), the Turkish Statistical Institute (TURKSTAT) and the Incorporated Company of International Health Services (USHAŞ).

It can be stated that the statistics of GİB regarding tourism mobility are rather limited in scope. The Presidency shares a total of four graphs, which present the number of foreign visitors entering and exiting the country by year, as well as the distribution of these visitors according to the top ten nationalities. Moreover, the Presidency does not create a

1 Law 6458 on Foreigners and International Protection (YUKK), *Official Gazette* 28615 (April 11, 2013), Law No: 6458, Art. 5. According to the Passport Law, the Ministry of Foreign Affairs and the Ministry of Interior can determine the documents that serve in lieu of a passport. See: “Pasaport Kanunu (PK)” , *Official Gazette* 7564 (July 24, 1950), Law Now: 5682, Art. 2/3.

2 YUKK, Art. 11/1.

3 YUKK, Art. 13.

4 YUKK, Art. 12.

5 Republic of Türkiye Ministry of Interior Presidency of Migration Management (GİB) “Türkiye’nin Vize Muafiyeti Tanıdığı Ülkeler [Countries That Türkiye Grants Visa Exemption]”, Accessed August 30, 2023. In 2022, Turkmenistan was the only country for which the visa exemption policy was revoked, despite the overall implementation of such policies. This revocation resulted from a request made by the Turkmen authorities for Türkiye to terminate the practice. See: *Euronews*, “Türkmenistan’dan Türkiye’ye: Vatandaşlarımıza vize uygulayın [Turkmenistan to Türkiye: Apply visa to our citizens]” (September 5, 2022) Accessed February 1, 2023; *Hürriyet BigPara*, “Türkmenistan vatandaşlarına vize muafiyeti kalktı [Visa Exemption Lifted for Turkmenistan Citizens]” (September 14, 2022), Accessed February 1, 2023.

comprehensive data pool in its statistical publications; instead, it prefers to share only the data pertaining to the relevant year with the public. The data referenced were obtained from the “entry-exit” section under the “statistics” tab on the Presidency’s official website.

MoCT is the institution that publishes the most extensive dataset in this field. The Ministry provides a comprehensive dataset on tourism mobility in Türkiye, covering a wide range of categories such as monthly data on tourism activity, foreign and Turkish national visitors, detailed information on the nationalities of foreign visitors, types of transportation used by visitors, and day-trippers. Thanks to the data shared by the Ministry, it is possible to conduct detailed analyses of tourism mobility and to make interpretations regarding its relationship with migration. The Ministry shares these data through the General Directorate of Investment and Enterprises (YİGM). The relevant statistics were accessed by following the “tourism,” “tourism statistics,” “border statistics,” and “statistics of previous periods” sections on the YİGM’s official website.

MoT shares statistics obtained from land customs gates, including the number of vehicles entering and exiting, the types of vehicles, and the number of passengers. Although the content of the data can be considered “rich,” only the statistics related to the number of passengers and vehicles were considered within the scope of this study. The relevant data were accessed by following the “statistics,” “ministry statistics,” “customs statistics,” and “land border crossing data” sections on the Ministry’s official website..

In addition to statistics on the number of passengers entering and exiting Türkiye by year and period, TURKSTAT also shares data on the distribution of visitors according to their reasons for arrival, thereby making a significant contribution to the data provided by MoCT. This enables more comprehensive evaluations of the tourism sector in Türkiye. The data published by the institution were obtained from TURKSTAT’s Statistical Data Portal. Within the portal, the topic titled “education, culture, sports, and tourism” was selected, and the quarterly bulletins under the heading “Tourism Statistics” were accessed. Each quarterly bulletin was reviewed, and the relevant statistical tables were analyzed. It was observed that the annual data were included in the bulletin covering the October–December period.

USHAŞ, an institution affiliated with the Ministry of Health, publishes data on health tourism on an annual basis. The relevant data were accessed through the “health tourism data” section available on the institution’s official website. Among the data shared by USHAŞ, there are two graphs presenting the number of health tourists by year and the revenues generated from health tourism. Within the scope of this study, only the data on the number of health tourists were considered. It was identified that the source of the data presented in the graphs is the TURKSTAT and that the statistics are consistent with one another.

Table 1.1. *Distribution of institutions by data publishing intervals on tourism mobility*

Institutions	Monthly	Quarterly	Annually
Presidency of Migration Management	✗	✗	✓
Ministry of Culture and Tourism	✓	✗	✓
Ministry of Trade	✓	✗	✗

Turkish Statistical Institute	✗	✓	✓
Incorporated Company of International Health Services	✗	✗	✓

1.1. Data on Entry to and Exit from Türkiye

In Türkiye, the tourism sector has generally shown a tendency to expand its capacity in line with global tourism movements⁶. The number of visitors (including both foreign nationals and Turkish citizens residing abroad) rose from **39,860,771** in 2013 to **51,387,513** in 2022. In 2019, the number of visitors peaked at **51,747,199**. Considering the impact of the coronavirus pandemic, which emerged in 2020 and continued to affect the country in 2021, it is noteworthy that visitor numbers approached peak levels during this period. Official statements indicate that there are targets for further increasing these figures.⁷

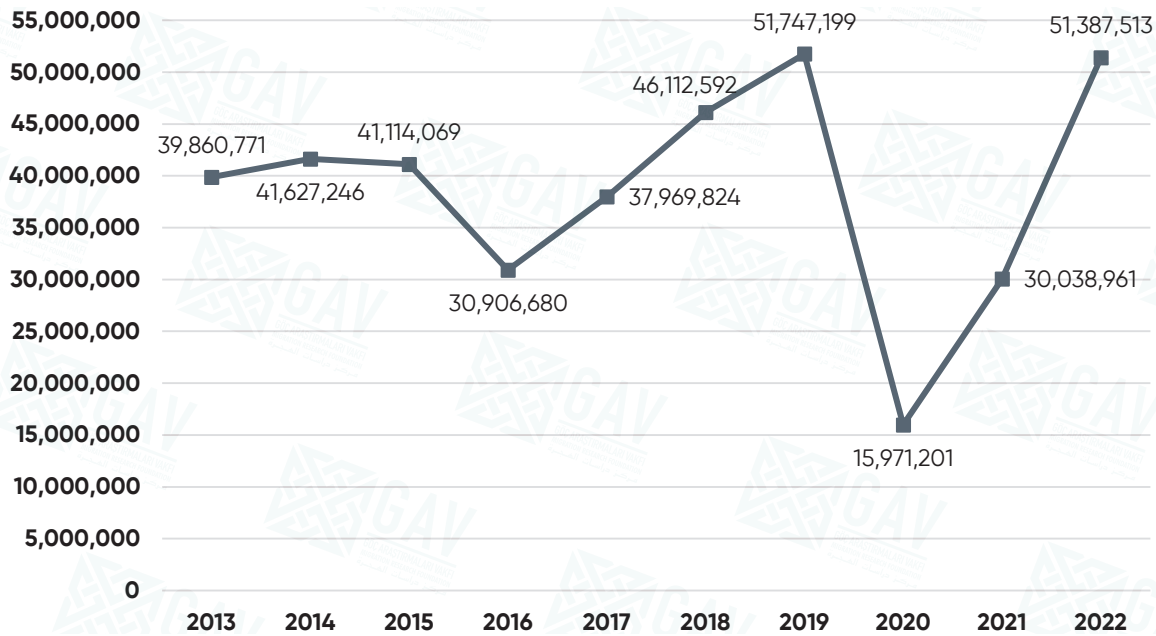


Figure 1.1. Distribution of visitors arriving in Türkiye by year, 2013–2022⁸

A significant increase in the number of foreign visitors has been observed over the past quarter century. The number of foreigners arriving in Türkiye surpassed **10 million** in 2000, **20 million** in 2005, **30 million** in 2011, and **40 million** in 2019.⁹

⁶ Reports by the World Tourism Organization may be consulted on this topic. See: United Nations World Tourism Organization (UNWTO) E-Library, "Tourism Highlights" [Turizmde Öne Çıkanlar], accessed on February 5, 2023.

⁷ Former Minister of Interior Süleyman Soylu announced that the visitor target in tourism was set at 60 million. On the other hand, in a statement made on January 31, 2023, former Minister of Treasury and Finance Nurettin Nebati declared that Türkiye's visitor target in tourism for the year 2028 was set at 90 million. See: Sena Yaşar, "Süleyman Soylu'nun 'Konsolosluk' Açıklamasını Uzmanlar Değerlendirdi: 'Dışişleri Yapmalıydı' [Experts Commented on Suleyman Soylu's 'Consulate' Statement: 'Foreign Affairs Should Have Made It']" *Cumhuriyet* (February 3, 2023), accessed February 4, 2023; Cüneyt Kemal Özkök, "Bakan Nebati: Türkiye Yüzyılı Kapsamında 2028 Yılı Hedefimiz 90 Milyon Turist, 100 Milyar Dolar Gelirdir [Minister Nebati: Within the scope of Türkiye's Century, our target for 2028 is 90 Million Tourists and 100 Billion Dollar Revenue]", *Anadolu Agency* (January 31, 2023), accessed February 1, 2023.

⁸ Compiled from the data of the Ministry of Culture and Tourism and prepared by the authors of the report. See: Republic of Türkiye Ministry of Culture and Tourism, General Directorate of Investment and Enterprises (MoCT-YGİM), "2022 Yılı Sınır Giriş-Çıkış İstatistikleri [2022 Border Entry-Exit Statistics]" accessed February 1, 2023.

Figure 1.1 presents the distribution of foreign visitors entering Türkiye by year, according to data from the Ministry of Culture and Tourism (MoCT) and the Presidency of Migration Management (GİB). According to MoCT data, the number of foreign visitors arriving in Türkiye was **34,910,098** in 2013, rising to **44,564,395** by 2022.¹⁰ According to GİB data, the number of foreigners entering the country was **32,865,309** in 2013, reaching **43,761,189** by 2022. Based on the data from both institutions, the number of foreign visitors entering Türkiye peaked in 2019, with GİB reporting **44,527,385** and MoCT reporting **44,058,286** visitors.

Conversely, it has been observed that the discrepancy between MoCT and GİB data remained relatively high up until 2017. Given that GİB was established in 2013 and its institutional capacity progressively strengthened in subsequent years, it can be regarded as natural for this discrepancy to have occurred. After 2017, however, this gap generally remained at a lower level. In contrast, it was understood that in 2019 and 2022, this difference represented hundreds of thousands of individuals.

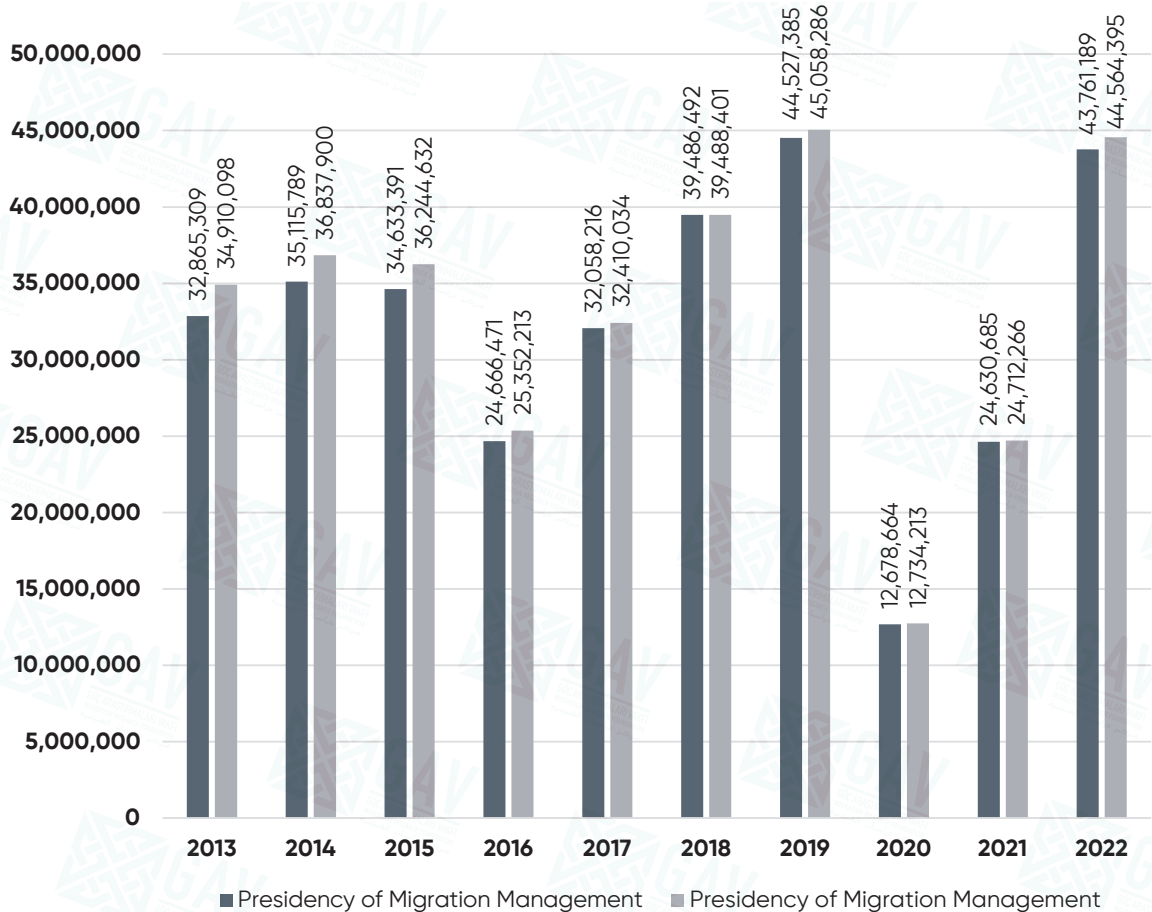


Figure 1.2. Distribution of foreign visitors entering Türkiye by year, 2013–2022¹¹

¹⁰ According to media reports, Türkiye became one of the top three countries in the world with the highest number of tourist arrivals for the first time in 2022. See: *CNN Türk*, “Turizmde ‘Gurbetçi’ Rekoru [‘Expatriate’ Record in Tourism]” (January 9, 2023), accessed January 18, 2023. Although Türkiye ranked among the top three countries for the highest number of tourists in 2022 for the first time, according to UNWTO reports, Türkiye has consistently been among the top 10 countries with the most tourist arrivals from 2006 to 2022. However, in certain years, such as 2007 and 2016, Türkiye did not make it to this ranking. See: *UNWTO*, “Tourism Highlights”.

¹¹ Compiled from the data of the Ministry of Culture and Tourism and the Presidency of Migration Management. See: MoCT–YİGM, “2022 Yılı Sınır Giriş–Çıkış İstatistikleri [2022 Border Entry–Exit Statistics]”; Republic of Türkiye Ministry of the Interior Presidency of Migration Management (GİB), “Giriş–Çıkış [Entry–Exit]” accessed January 20, 2023.

Figure 1.2, which illustrates the distribution of foreign nationals exiting Türkiye by year, presents data from both MoCT and GİB. According to MoCT data, **34,686,402** foreign nationals exited Türkiye in 2013, and this number increased to **44,586,567** by 2022. According to GİB, **32,639,760** foreign nationals left Türkiye in 2013, and this number reached **44,324,195** in 2022. Similar to the entry data, the number of foreign nationals exiting Türkiye peaked in 2019, with **44,579,083** according to GİB and **45,105,116** according to MoCT. On the other hand, as with the statistics on entries to Türkiye, a "significant" discrepancy between MoCT and GİB data was identified up until 2017, after which this gap has relatively narrowed in subsequent years.

A shared aspect in the entry-exit statistics for both institutions is the dramatic decline in the number of foreign nationals arriving in and departing from Türkiye in 2016 and 2020, compared to the preceding years. The decline in 2016 can be attributed to terrorist attacks in Türkiye, counter-terrorism operations, the failed military coup attempt by FETÖ, and the "jet crisis" with Russia which led foreign countries to issue travel warnings for their citizens to Türkiye. The decrease in 2020, on the other hand, was due to the COVID-19 pandemic. As is well known, during the pandemic, not only international travel but even intercity travel within the same country was considered risky, with restrictions imposed in certain areas. Naturally, the tourism sector was directly affected by this situation. However, the subsequent rise in visitor numbers after both of these crisis periods suggests that, while the declines during these breaks deeply impacted the sector, they did not leave a lasting effect.

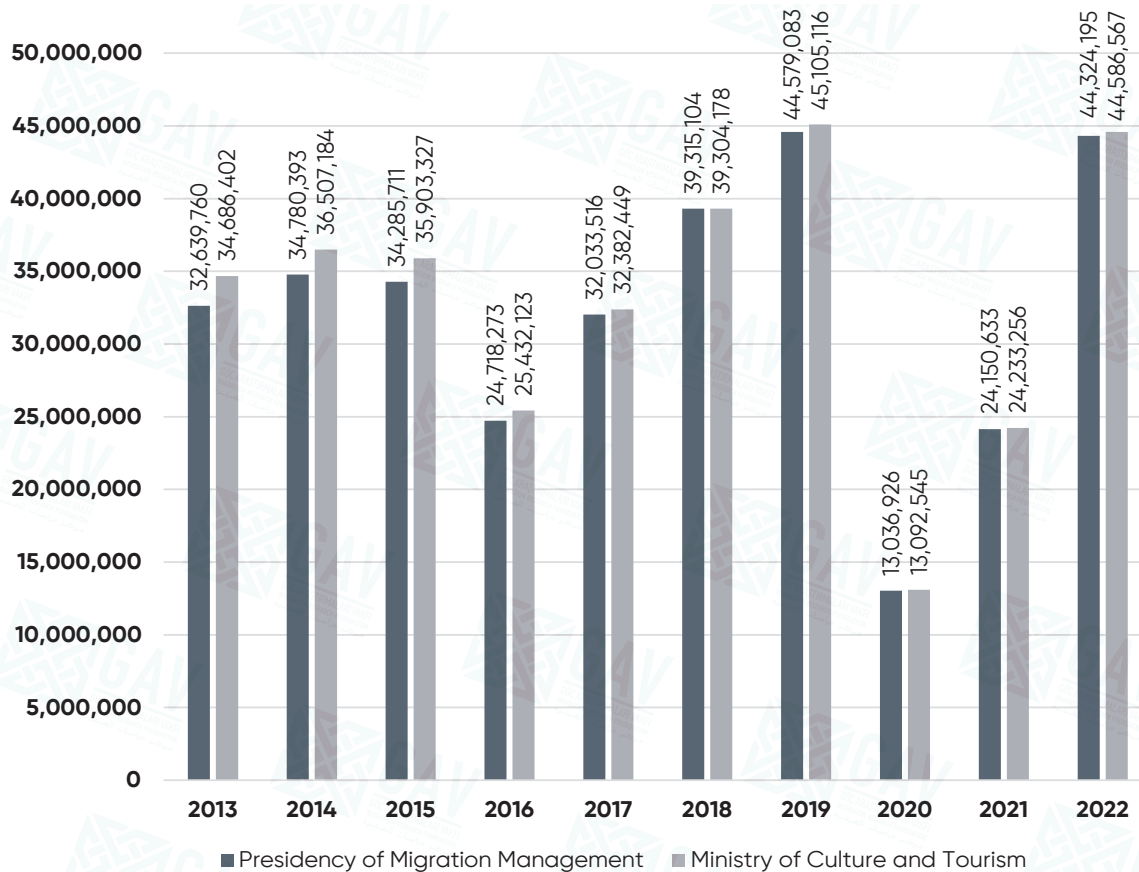


Figure 1.3. Distribution of foreign visitors departing from Türkiye by year, 2013–2022¹²

¹² Compiled from the data of the Ministry of Culture and Tourism and the Presidency of Migration Management. See: Republic of Türkiye,

When examining the distribution of foreign nationals entering and exiting Türkiye by year, it is generally observed that the number of arrivals exceeds the number of departures. Both GİB and MoCT statistics indicate that in certain years, a visitor group of several tens of thousands entered Türkiye but “did not depart.” However, a noticeable discrepancy exists between the data provided by different sources. This difference is particularly evident in 2022, when, according to GİB, **563,006** more visitors exited Türkiye than entered, whereas according to MoCT, 22,172 more visitors exited than entered.

The years with the highest number of foreign nationals arriving in Türkiye compared to those departing were 2014, 2015, and 2021. According to MoCT, in 2021, **479,010** visitors, in 2015, **341,305** visitors, and in 2014, 330,716 visitors did not depart within the same year. According to GİB, in 2021, **480,052** visitors, in 2015, **347,680** visitors, and in 2014, **335,396** visitors did not exit. As seen, the number of visitors who did not depart in the GİB statistics is higher for the years mentioned. It is assumed that some of these visitors who did not depart within the same year began to reside in Türkiye. However, it would be incorrect to assume that all of these individuals started residing in Türkiye. This is because visitors arriving at the end of the year may have had their visa valid into the first months of the following year. For instance, a person who arrived in December 2021 may have exited Türkiye in February or March 2022, in accordance with the validity of their visa.

According to GİB and MoCT data, the years in which the number of departures exceeded the number of arrivals are 2016, 2019, 2020, and 2022. According to MoCT data, in 2020, the number of foreign nationals departing exceeded the number of arrivals by **358,332**, while in 2016, this number was **79,910**, and in 2019, it was **46,830**. A similar situation is observed in the GİB data, where the number of foreign nationals departing exceeded arrivals by **358,262** in 2020, **51,802** in 2016, and **51,698** in 2019. According to GİB, in 2022, the number of foreign nationals departing exceeded the number of arrivals by **563,006**, while according to MoCT, this difference was **22,172**.

Table 1.2. *Distribution of the difference¹³ between foreign visitors entering Türkiye and foreign visitors leaving Türkiye by year, 2013–2022¹³*

Year	The Difference Between Entries and Exits	
	Presidency of Migration Management	Ministry of Culture and Tourism
2013	225,549	223,696
2014	335,396	330,716
2015	347,680	341,305
2016	-51,802	-79,910
2017	24,700	27,585
2018	171,388	184,223

Ministry of Culture and Tourism, Directorate General of Investments and Enterprises (MoCT-YİGM), “2019 Yılı Sınır Giriş-Çıkış İstatistikleri [2019 Border Entry-Exit Statistics]” accessed February 1, 2023; MoCT-YİGM, “2022 Yılı Sınır Giriş-Çıkış İstatistikleri [2022 Border Entry-Exit Statistics]”; GİB, “Giriş-Çıkış [Entry-Exit]”

13 Compiled from the data of the Ministry of Culture and Tourism and the Presidency of Migration Management. See: MoCT-YİGM, “2019 Yılı Sınır Giriş-Çıkış İstatistikleri [2019 Border Entry-Exit Statistics]”; MoCT-YİGM, “2022 Yılı Sınır Giriş-Çıkış İstatistikleri [2022 Border Entry-Exit Statistics]”; GİB, “Giriş-Çıkış [Entry-Exit].”

2019	-51,698	-46,830
2020	-358,262	-358,332
2021	480,052	479,010
2022	-563,006	-22,172

In 2011, for the first time, **more than five million** Turkish citizens residing abroad visited Türkiye, and by 2018, this number surpassed the **six-million** mark. In 2013, the number of Turkish citizens residing abroad who visited Türkiye was **4,950,673**, and by 2022, this number approached **seven million**, reaching a peak of **6,823,118**. The years 2018 and 2019 are also significant as the number of Turkish citizens residing abroad who visited Türkiye exceeded six million, coming close to the peak. On the other hand, while the number of foreign visitors to Türkiye in 2022 was lower than in 2019, the number of Turkish citizens residing abroad who visited Türkiye in 2022 surpassed the 2019 level. Another noteworthy point is that, unlike foreign visitors, the number of Turkish citizens residing abroad who visited Türkiye in 2016 did not decline; on the contrary, it increased. This suggests that the aforementioned reasons did not constitute an obstacle to Turkish citizens residing abroad visiting Türkiye.

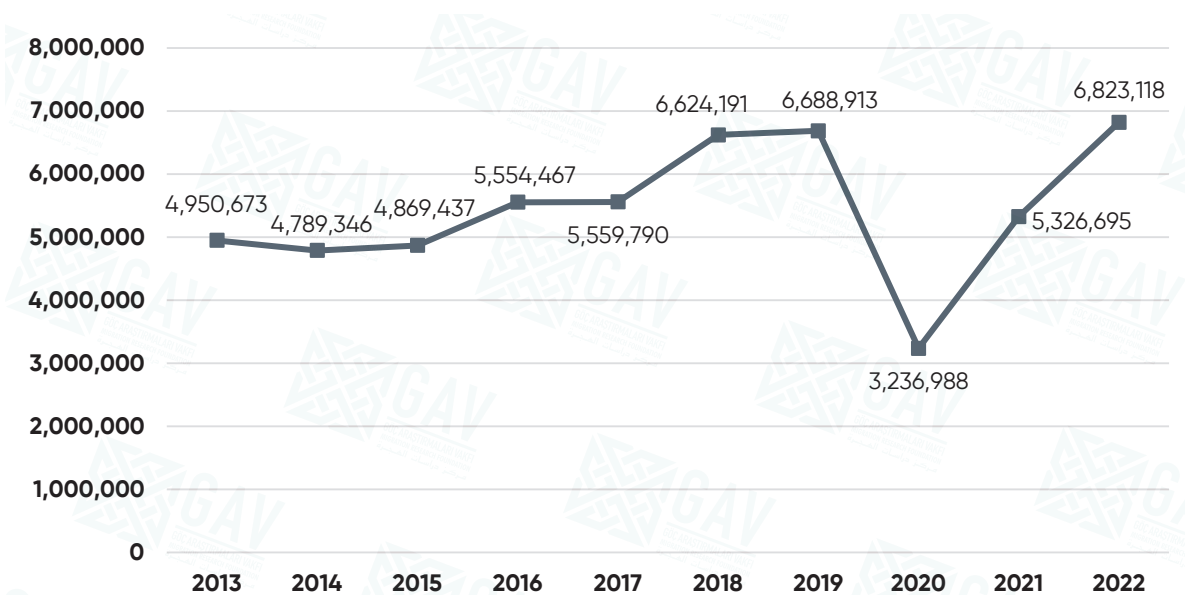


Figure 1.4. Distribution of Turkish citizens residing abroad who arrived in Türkiye by year, 2013-2022¹⁴

In 2021, the months with the highest number of visitors to Türkiye were July with **5,319,992** people (**17.71%**), August with **4,630,334** people (**15.41%**), and September with **3,999,305** people (**13.31%**). In 2022, these months were July with **7,720,692** people (**15.02%**), August with **7,002,222** people (**13.63%**), and September with **5,993,367** people (**11.66%**). A similar distribution is observed for foreign visitors as well. In 2021, the highest number of foreign visitors came in July with **4,360,952** people (**17.65%**), August with **3,982,168** people (**16.11%**), and September with

¹⁴ Compiled from the data of the Ministry of Culture and Tourism and the Presidency of Migration Management. Since the data on Turkish citizens residing abroad who departed are not published in the data released by MoCT, only the data on arrivals can be analyzed. See: MoCT-YİGM, "2019 Yılı Sınır Giriş-Çıkış İstatistikleri [2019 Border Entry-Exit Statistics]"; MoCT-YİGM, "2022 Yılı Sınır Giriş-Çıkış İstatistikleri [2022 Border Entry-Exit Statistics]".

3,513,453 people (**14.22%**). In 2022, the months with the highest foreign visitors were July with **6,664,970** people (**14.96%**), August with **6,304,770** people (**14.15%**), and September with **5,475,453** people (**12.29%**). The months with the highest number of Turkish citizens residing abroad visiting Türkiye in 2021 were July with **959,040** people (**18.00%**), August with **648,166** people (**12.17%**), and December with **590,177** people (**11.08%**). In 2022, the months with the highest number of Turkish citizens residing abroad visiting Türkiye were July with **1,055,722** people (**15.47%**), August with **697,452** people (**10.22%**), and May with **656,919** people (**9.63%**).

According to GiB data, the number of foreign nationals entering Türkiye in 2022 increased by **77.67%** compared to the previous year¹⁶, while according to MoCT data, this increase was **80.33%**. Additionally, the number of Turkish citizens residing abroad increased by **28.09%**, and the total number of visitors increased by **71.07%**.

Moreover, according to the data published by MoCT, the months with the highest increase in the number of visitors to Türkiye in 2022 compared to the previous year were May with an increase of **261.06%**, April with **191.30%**, and February with **162.33%**. For foreign visitors, the months showing the most significant positive change were May with an increase of **313.68%**, April with **225.59%**, and February with **186.52%**. For Turkish citizens residing abroad, the months with the highest increase were January with **117.29%**, May with **106.32%**, and February with **104.84%**.

It is clear that Türkiye receives more visitors during the summer. However, it is also considered meaningful to express the proportions of visitors during both the summer and winter seasons. In the summer months of 2021 (June-July-August), the proportion of visitors to Türkiye relative to the total number of visitors in the same year was **41.58%**, while in the winter months (December-January-February), this proportion was **13.23%**. When this situation is examined for 2022, the proportion of visitors to Türkiye in the summer months relative to the total number of visitors in the same year was **39.48%**, while the proportion of visitors during the winter months was **12.79%**. As seen, the proportion of visitors in both the summer and winter months in 2022 has decreased slightly compared to the previous year. Based on this, it can be inferred that the percentage of visitors coming to Türkiye during the spring months has increased, albeit to a relatively small extent.

Table 1.3. *Distribution of visitors entering Türkiye by month and rate of change (%), 2021-2022¹⁵*

Month	2021			2022			Rate of Change (%)		
	Foreign Nationals	Turkish Citizens Residing Abroad	Total	Foreign Nationals	Turkish Citizens Residing Abroad	Total	Foreign Nationals	Turkish Citizens Residing Abroad	Total
January	509,787	217,514	727,301	1,281,666	472,638	1,754,304	151.41	117.29	141.21
February	537,976	226,338	764,314	1,541,393	463,623	2,005,016	186.52	104.84	162.33
March	905,323	293,048	1,198,371	2,079,565	472,568	2,552,133	129.70	61.26	112.97
April	790,687	281,809	1,072,496	2,574,423	549,793	3,124,216	225.59	95.09	191.30

¹⁵ MoCT-YİGM, "2022 Yılı Sınır Giriş-Çıkış İstatistikleri [2022 Border Entry-Exit Statistics]".

May	936,282	318,391	1,254,673	3,873,212	656,919	4,530,131	313.68	106.32	261.06
June	2,047,596	493,276	2,540,872	5,014,821	549,997	5,564,818	144.91	11.50	119.01
July	4,360,952	959,040	5,319,992	6,664,970	1,055,722	7,720,692	52.83	10.08	45.13
August	3,982,168	648,166	4,630,334	6,304,770	697,452	7,002,222	58.33	7.60	51.22
September	3,513,453	485,852	3,999,305	5,475,453	517,914	5,993,367	55.84	6.60	49.86
October	3,471,540	495,823	3,967,363	4,803,198	569,922	5,373,120	38.36	14.94	35.43
November	1,763,982	317,261	2,081,243	2,551,483	402,877	2,954,360	44.64	26.99	41.95
December	1,892,520	590,177	2,482,697	2,399,441	413,693	2,813,134	26.79	-29.90	13.31
Total	24,712,266	5,326,695	30,038,961	44,564,395	6,823,118	51,387,513	80.33	28.09	71.07

Data on visitors departing from Türkiye is more limited compared to data on arrivals. This is because MoCT only provides monthly distribution data for foreign nationals, while there are no statistics available for Turkish citizens residing abroad. Additionally, GİB does not share data on a monthly basis. Therefore, only MoCT's data on foreign visitors departing from Türkiye has been evaluated.

In 2021, the months with the highest number of foreign nationals departing from Türkiye were August, September, and October. In August, **4,593,059** people (**18.95%**), in October, **3,802,633** people (**15.69%**), and in September, **3,664,055** people (**15.12%**) left Türkiye. In 2022, the highest number of foreign nationals departing from Türkiye was in August with **7,101,168** people (**15.93%**), followed by September with **5,881,570** people (**13.19%**), and July with **5,713,250** people (**12.81%**)

According to the annual data published by GİB, the number of visitors departing from Türkiye in 2022 increased by **83.53%** compared to the previous year, while according to MoCT data, this increase was **83.99%**. Additionally, when examining MoCT's monthly data, a positive change in visitor numbers throughout the year is observed. The months with the highest positive change were, in order, May, June, and February. In May, the number of foreign nationals departing from Türkiye increased by **356.46%** compared to the same month in the previous year, with June showing an increase of **201.01%**, and February showing an increase of **179.65%**.

Table 1.4. Distribution of foreign visitors exiting Türkiye by month and rate of change (%), 2021-2022¹⁶

Month	2021	2022	Rate of Change(%)
January	582,216	1,608,241	176.23
February	506,266	1,415,758	179.65
March	776,192	1,969,106	153.69
April	910,230	2,403,043	164.00

May	766,928	3,500,731	356.46
June	1,507,737	4,538,431	201.01
July	3,350,237	5,713,250	70.53
August	4,593,059	7,101,168	54.61
September	3,664,055	5,881,570	60.52
October	3,802,633	5,230,041	37.54
November	2,102,260	2,958,804	40.74
December	1,671,443	2,266,424	35.60
Total	24,233,256	44,586,567	83.99

1.2. Visitors' Reasons for Arrival

Turkish Statistical Institute (TURKSTAT) categorizes the reasons for visitors' arrival in Türkiye into eight groups. Among the categories published by TURKSTAT the "health and medical reasons (less than 1 year)" category is related to medical tourism, the "education, internship (less than 1 year)" category is associated with international student mobility, and the "religious/pilgrimage" category is related to faith-based tourism.

In 2021, the most common reasons for visiting Türkiye were "travel, entertainment, sports, and cultural activities" (**19,042,762** people, **64.87%**), "visiting relatives and friends" (**7,469,644** people, **25.44%**), and "business purposes (conference, meeting, duties, etc.)" (**1,050,784** people, **3.58%**). In 2022, **34,493,205** visitors (**67.15%**) cited "travel, entertainment, sports, and cultural activities" as their reason for visiting, **10,948,412** (**21.31%**) cited "visiting relatives and friends," and **2,356,255** (**4.59%**) cited "shopping" as their reason for arrival. In 2022, the number of visitors coming to Türkiye for "shopping" increased compared to the previous year and rose to third place among the most common reasons for arrival.¹⁷ While it is considered an important finding to explore whether this is related to the Turkish economy, it has not been evaluated here as it is outside the scope of this study.

¹⁷ It has been observed that the media's interest in this issue has been high in recent years, and in 2022, numerous news reports were published regarding foreign nationals coming to Türkiye for shopping. See: Cumhuriyet, "Ucuz TL 1,2 Milyon Turisti Alışverişe Çekti [Cheap TL Attracted 1.2 Million Tourists to Shopping]" (August 24, 2022), accessed February 5, 2023; PolitikYol, "Türkiye'ye Alışveriş Amaçlı Gelen Turist Sayısı 1,2 Milyonla Rekor Kırdı [Number of Tourists Visiting Türkiye for Shopping Breaks Record with 1.2 Million]" (August 24, 2022), accessed February 5, 2023; BirGün, "Bulgarlar Alışveriş İçin Edirne'ye Akın Etti: Bin Leva Bozdurdum ve 10 Bin Lira Harcadım [Bulgarians Flocked to Edirne for Shopping: I Changed One Thousand Leva and Spent 10 Thousand Lira]" (August 27, 2022), accessed February 5, 2023; Gazete Duvar, "Bulgarlar Edirne'de: Her Şeyi Satın Alıyoruz [Bulgarians in Edirne: We Buy Everything]" (August 27, 2022), accessed February 5, 2023; Yeniçağ, "Bulgarlar Ucuz Ülke Türkiye'ye Şimdi De Okul Alışveriş İçin Geldi [Bulgarians Now Come to the Cheap Country Türkiye for School Shopping]" (September 11, 2022), accessed February 5, 2023; Posta, "Bulgarlar Bu Kez Kışlık Alışveriş İçin Türkiye'ye Akın Etti [Bulgarians This Time Flocked to Türkiye for Winter Shopping]" (September 24, 2022), accessed February 5, 2023; EnSon Haber, "Bulgarlar, Edirne'ye Kışlık Alışverişine Geliyor [Bulgarians Are Flocking to Türkiye for Winter Shopping]" (October 8, 2022), accessed February 5, 2023; Hürriyet BigPara, "Bulgarlar Edirne'ye Alışverişe Geldi [Bulgarians Come to Edirne for Shopping]" (November 21, 2022), accessed February 5, 2023; Mynet, "Cepleri Dolu Gelip Her Şeyi Satın Alıyorlar! Gürcistan'dan Alışveriş Akını... '550 Dolar Satacağım' Edirne'den Sonra Yeni Adresleri Orası [They Come with Full Pockets and Buy Everything! Shopping Flock from Georgia... 'I'll Sell it for 550 Dollars' After Edirne, Their New Address is There]" (December 7, 2022), accessed February 5, 2023; Karar, "Ucuz Alışverişin Adresi Türkiye! Yüksek Kurla Yerli Baktı Yabancı Aldı [Cheap Shopping Address Türkiye! With the High Exchange Rate, Locals Looked and Foreigners Bought]" (December 7, 2022), accessed February 5, 2023.

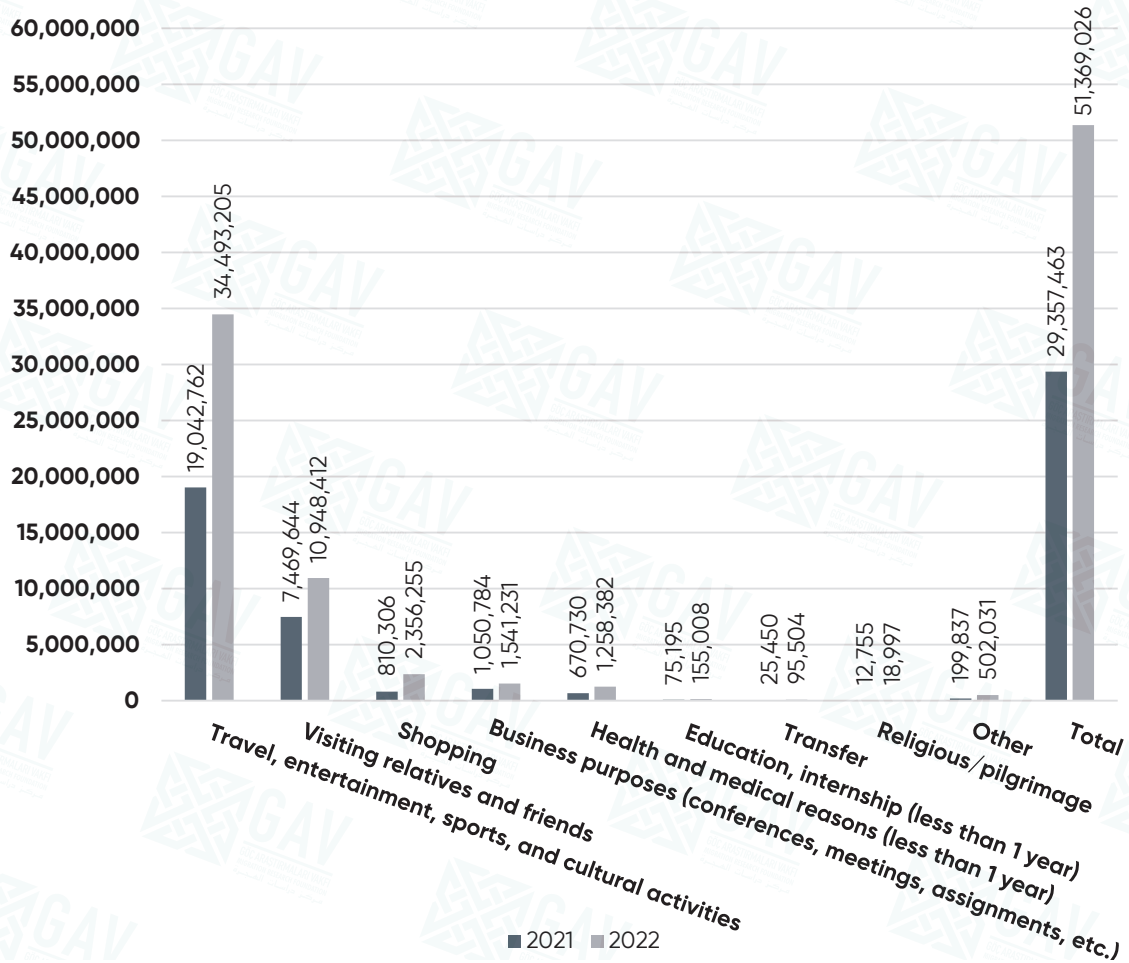


Figure 1.5. Distribution of visitors by purpose of visit, 2021-2022¹⁸

In 2022, foreign nationals visiting Türkiye stated that the main reasons for their arrival were "travel, entertainment, sports, and cultural activities" with **32,379,683** people (**73.02%**), "visiting relatives and friends" with **6,423,694** people (**14.49%**), and "shopping" with **2,320,444** people (**5.23%**). For Turkish citizens residing abroad, the ranking follows a similar pattern; however, the "shopping" option does not seem to be as appealing to them. Instead, business-related trips appear to be a more attractive reason. In 2022, **4,524,718** Turkish citizens residing abroad (**64.39%**) visited Türkiye for "visiting relatives and friends," **2,113,522** (**30.08%**) for "travel, entertainment, sports, and cultural activities," and **173,658** (**2.47%**) for "business purposes (conferences, meetings, assignments, etc.)."

When examining the distribution by quarters, it has been observed that the distribution is similar to the year-end data. However, in the first and fourth quarters, the third most common reason for Turkish citizens residing abroad to visit Türkiye was travel for health and medical reasons, instead of business-related trips. In the first quarter, **51,093** Turkish citizens residing abroad (**3.39%**) visited Türkiye for "health and medical reasons (less than 1 year),"

18 Compiled from the data of the Turkish Statistical Institute. See: Turkish Statistical Institute (TURKSTAT), "Geliş Nedenine Göre Çıkış Yapan Ziyaretçiler (Turizm İstatistikleri, IV. Çeyrek: Ekim-Aralık ve Yıllık, 2022)" accessed February 1, 2023.

and **48,070 (3.19%)** for “business purposes (conferences, meetings, assignments, etc.)” In the fourth quarter, **40,506 (2.55%)** visited Türkiye for “health and medical reasons (less than 1 year),” and **36,622 (2.31%)** for “business purposes (conferences, meetings, assignments, etc.).”

Table 1.5. *Distribution of visitors’ reasons for arrival to Türkiye, 2022¹⁹*

Reason for Arrival	Visitor Type	First Quarter (January-March)	Second Quarter (April-June)	Third Quarter (July-September)	Fourth Quarter (October-December)	Total
Visiting relatives and friends	Foreigner	1,184,799	1,425,279	2,205,836	1,607,780	6,423,694
	Turkish Ciziten Residing Abroad	946,881	898,683	1,531,105	1,148,049	4,524,718
	Total	2,131,680	2,323,962	3,736,941	2,755,829	10,948,412
Shopping	Foreigner	490,052	627,556	535,794	667,042	2,320,444
	Turkish Ciziten Residing Abroad	13,605	12,804	6,628	2,774	35,811
	Total	503,657	640,360	542,422	669,816	2,356,255
Religious/ Pilgrimage	Foreigner	2,401	5,553	5,450	3,725	17,129
	Turkish Ciziten Residing Abroad	-	-	1,036	832	1,868
	Total	2,401	5,553	6,486	4,557	18,997
Education, internship (less than 1 year)	Foreigner	27,696	39,013	41,458	30,662	138,829
	Turkish Ciziten Residing Abroad	2,721	4,169	1,243	8,046	16,179
	Total	30,417	43,182	42,701	38,708	155,008
Travel, entertainment, sports, and cultural activities	Foreigner	2,607,086	7,575,726	15,005,450	7,191,421	32,379,683
	Turkish Ciziten Residing Abroad	445,022	542,247	774,459	351,794	2,113,522
	Total	3,052,108	8,117,973	15,779,909	7,543,215	34,493,205
Business purposes (conferences, meetings, assignments, etc.)	Foreigner	318,180	321,467	313,024	414,902	1,367,573
	Turkish Ciziten Residing Abroad	48,070	54,790	34,176	36,622	173,658
	Total	366,250	376,257	347,200	451,524	1,541,231









19 Compiled from the data of the Turkish Statistical Institute. See: TURKSTAT, “Geliş Nedenine Göre Çıkış Yapan Ziyaretçiler (Turizm İstatistikleri, IV. Çeyrek: Ekim-Aralık ve Yıllık, 2022)”. The data published by TURKSTAT includes the number of Turkish citizens residing abroad and the total number. The number of foreign visitors has been obtained by subtracting the number of Turkish citizens residing abroad from the total number of visitors, and this data has been recorded in the relevant rows of Table 5.

Health and medical reasons (less than 1 year)	Foreigner	242,628	266,430	247,327	341,355	1,097,740
	Turkish Citizen Residing Abroad	51,093	43,773	25,270	40,506	160,642
	Total	293,721	310,203	272,597	381,861	1,258,382
Transit	Foreigner	5,484	21,008	36,931	32,081	95,504
	Turkish Citizen Residing Abroad	-	-	-	-	-
	Total	5,484	21,008	36,931	32,081	95,504
Other	Foreigner	65,636	100,038	234,733	100,519	500,926
	Turkish Citizen Residing Abroad	302	596	207	-	1,105
	Total	65,938	100,634	234,940	100,519	502,031
Total	Foreigner	4,943,964	10,382,068	18,626,004	10,389,487	44,341,522
	Turkish Citizen Residing Abroad	1,507,693	1,557,063	2,374,124	1,588,624	7,027,504
	Total	6,451,657	11,939,131	21,000,128	11,978,111	51,369,026

1.3. **Types of Transportation Used by Foreign Visitors When Coming to Türkiye**

When examining the types of transportation used by foreign nationals visiting Türkiye, it has been observed that in both 2021 and 2022, the most preferred mode of transport was air travel. After air transport, the most commonly used transportation modes were land vehicles, sea vessels, and trains. In 2021, **20,326,854** people (**82.25%**) used air travel, **4,176,219** people (**16.90%**) used land vehicles, and **207,606** people (**0.84%**) used sea vessels. The number of people traveling to Türkiye by train was relatively low compared to other modes, with only **1,587** people (**0.01%**) choosing to travel by train. In 2022, **33,589,650** people (**76.05%**) used air travel, **9,002,404** people (**20.20%**) used land vehicles, and **1,653,603** people (**3.71%**) used sea vessels. The number of people using trains was **18,738** (**0.04%**). When comparing the data from both years, it is evident that in 2022, the proportion of foreign visitors arriving in Türkiye by air decreased in relation to the total number of foreign visitors, and the other types of transportation were distributed in varying proportions.









Table 1.6. *Distribution of foreign visitors entering Türkiye by mode of transport and month, 2021–2022²⁰*

Month	2021					2022				
	 Air	 Land	 Sea	 Train	Total	 Air	 Land	 Sea	 Train	Total
January	400,784	99,756	9,241	6	509,787	983,111	287,563	10,980	12	1,281,666
February	414,049	115,080	8,843	4	537,976	1,165,815	363,464	12,094	20	1,541,393
March	743,029	151,447	10,837	10	905,323	1,466,718	601,118	11,701	28	2,079,565
April	633,406	146,255	11,015	11	790,687	1,880,917	637,747	55,420	339	2,574,423
May	764,662	161,730	9,878	12	936,282	3,008,126	715,457	147,725	1,904	3,873,212
June	1,700,006	330,949	16,555	86	2,047,596	3,984,892	836,969	190,954	2,006	5,014,821
July	3,557,033	778,981	24,488	450	4,360,952	5,161,976	1,255,897	244,190	2,907	6,664,970
August	3,366,575	580,383	34,682	528	3,982,168	4,901,572	1,098,498	301,219	3,481	6,304,770
September	3,064,808	422,201	26,277	167	3,513,453	4,205,046	996,751	271,148	2,508	5,475,453
October	3,027,706	421,440	22,191	203	3,471,540	3,686,340	839,016	275,903	1,939	4,803,198
November	1,331,435	411,661	20,805	81	1,763,982	1,772,489	680,941	96,199	1,854	2,551,483
December	1,323,361	556,336	12,794	29	1,892,520	1,672,648	688,983	36,070	1,740	2,399,441
Total	20,326,854	4,176,219	207,606	1,587	24,712,266	33,889,650	9,002,404	1,653,603	18,738	44,564,395
Rate (%)	82.25	16.90	0.84	0.01	100.00	76.05	20.20	3.71	0.04	100.00

The types of transportation used by foreign nationals departing from Türkiye follow a similar profile to those entering the country. In 2021, the most commonly used transportation modes by foreign visitors departing Türkiye were air travel with **19,878,753** people (**82.03%**) and land vehicles with **4,142,922** people (**17.10%**). Sea vessels (**209,074** people, **0.86%**) and trains (**2,507** people, **0.01%**) were used to a much lesser extent. In 2022, the most used modes of transportation were again air travel (**33,932,465** people, **76.10%**) and land vehicles (**8,966,718** people, **20.11%**). Sea vessels were used by **1,668,358** people (**3.74%**), and **19,026** people (**0.04%**) departed from Türkiye by train.

20 MoCT-YİGM, "2021 Yılı Sınır Giriş-Çıkış İstatistikleri [2021 Border Entry-Exit Statistics]"; MoCT-YİGM, "2022 Yılı Sınır Giriş-Çıkış İstatistikleri [2022 Border Entry-Exit Statistics]". The Ministry's published monthly data includes distribution statistics for Turkish citizens residing abroad regarding the types of transportation they used to enter Türkiye. However, since statistics on Turkish citizens residing abroad departing from Türkiye are not available, the relevant data has not been evaluated within the scope of this study.

Table 1.7. Distribution of foreign visitors exiting Türkiye by mode of transport and month, 2021-2022²¹

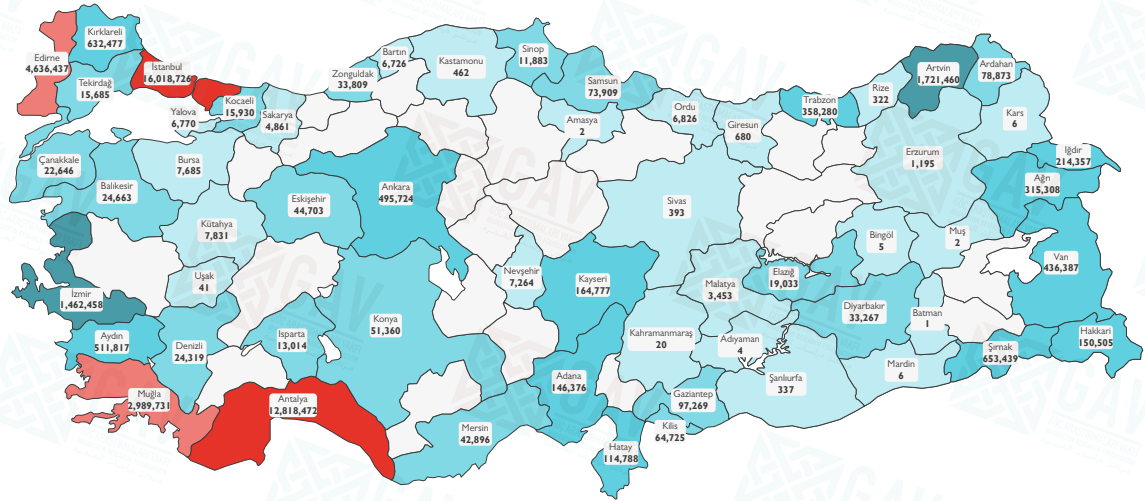
Month	2021					2022				
	 Air	 Land	 Sea	 Train	Total	 Air	 Land	 Sea	 Train	Total
January	461,708	111,278	9,224	6	582,216	1,244,988	352,340	10,902	11	1,608,241
February	381,330	115,898	9,034	4	506,266	1,052,099	351,922	11,726	11	1,415,758
March	611,130	154,565	10,487	10	776,192	1,407,271	550,027	11,786	22	1,969,106
April	732,936	165,925	11,359	10	910,230	1,694,122	652,809	55,589	523	2,403,043
May	611,166	145,661	10,084	17	766,928	2,658,932	690,217	149,615	1,967	3,500,731
June	1,207,997	283,363	16,347	30	1,507,737	3,579,577	764,750	191,681	2,423	4,538,431
July	2,792,284	535,520	22,310	123	3,350,237	4,537,879	933,161	240,063	2,147	5,713,250
August	3,766,842	789,225	35,853	1,139	4,593,059	5,425,348	1,363,949	308,130	3,741	7,101,168
September	3,153,966	481,962	27,604	523	3,664,055	4,508,189	1,093,726	276,688	2,967	5,881,570
October	3,330,893	448,238	23,008	494	3,802,633	4,069,654	878,340	280,183	1,864	5,230,041
November	1,677,434	403,758	20,933	135	2,102,260	2,164,883	694,570	97,435	1,916	2,958,804
December	1,151,067	507,529	12,831	16	1,671,443	1,589,523	640,907	34,560	1,434	2,266,424
Total	19,878,753	4,142,922	209,074	2,507	24,233,256	33,932,465	8,966,718	1,668,358	19,026	44,586,567
Rate (%)	82.03	17.10	0.86	0.01	100.00	76.10	20.11	3.74	0.04	100.00

1.4. Provinces in Türkiye Visited by Foreign Nationals

Foreign visitors arriving in Türkiye in 2022 entered through border gates in a total of **58** provinces. However, there is no data available for **21** provinces, and it is evident from the data published by MoCT that no foreign nationals entered the provinces of Tokat and Erzincan. This should not be interpreted as these provinces receiving no tourists. Since MoCT data shows the provinces where foreign nationals entered Türkiye, visitors arriving in any province may have also visited other provinces. However, the provinces shown on Map 1 are important as they represent the “first” choice of visitors.

There are two provinces (Istanbul and Antalya) that saw **more than 10 million** foreign visitors. Two provinces (Edirne and Muğla) received **between 2.5 million and 10 million** visitors, and two provinces (Artvin and Izmir) had **between 1 million and 2.5 million** foreign visitors. On the other hand, there were **23** provinces where **fewer than 10,000** foreign nationals entered, and **17** provinces where the number of foreign visitors ranged **between 10,000 and 100,000**. This indicates that tourism activity is concentrated in certain cities.









21 Compiled from the data of the Ministry of Culture and Tourism, prepared by the authors. See: MoCT-YİGM, “2021 Yılı Sınır Giriş-Çıkış İstatistikleri [2021 Border Entry-Exit Statistics]”; MoCT-YİGM, “2022 Yılı Sınır Giriş-Çıkış İstatistikleri [2022 Border Entry-Exit Statistics]”.



Map 1.1. Distribution of foreign visitors arriving in Türkiye by province of entry, 2022²²

The most visited provinces by foreign nationals in 2021 were İstanbul with **9,025,004** people (**36.52%**), Antalya with **8,737,168** people (**35.36%**), and Edirne with **2,599,609** people (**10.52%**). In 2022, the most visited provinces were İstanbul with **16,018,726** people (**35.95%**), Antalya with **12,818,472** people (**28.76%**), and Edirne with **4,636,437** people (**10.40%**). As seen, the ranking of the most visited provinces did not change from 2021 to 2022. However, the share of these provinces in the total number of visitors has slightly decreased. On the other hand, the ratio of the number of visitors entering Türkiye from the provinces listed in Table 1.8 to the total number of foreign visitors was **95.30%** in 2021, while this ratio decreased to **94.59%** in 2022. This can be interpreted as an increase in the number of foreign visitors entering Türkiye from provinces not listed in the table.

Table 1.8. Distribution of foreign visitors to Türkiye by the top 10 provinces and mode of transport, 2021-2022²³

Province	2021					2022				
	 Air	 Land	 Sea	 Train	Total	 Air	 Land	 Sea	 Train	Total
Ankara	399,165	-	-	-	399,165	495,724	-	-	-	495,724
Antalya	8,735,205	-	1,963	-	8,737,168	12,757,742	-	60,730	-	12,818,472
Artvin	339	270,231	367	-	270,937	385	1,720,455	620	-	1,721,460
Aydın	-	-	9,264	-	9,264	-	-	511,817	-	511,817
Edirne	-	2,598,285	-	1,324	2,599,609	-	4,619,252	-	17,185	4,636,437
Iğdır	-	143,605	-	-	143,605	287	214,070	-	-	214,357









22 Compiled from the data of the Ministry of Culture and Tourism, prepared by the authors. See: MoCT-YİGM, "2022 Yılı Sınır Giriş-Çıkış İstatistikleri [2022 Border Entry-Exit Statistics]". In the file published by MoCT, the number of foreign nationals entering Türkiye from Tokat and Erzincon is listed as zero (0), and no data has been entered for the other 21 provinces, with even the names of these provinces not included in the relevant table.

23 A short dash (-) indicates that data is not available. In both years, the provinces are ranked according to the total number of visitors arriving in the relevant province during the respective year. Cells highlighted in red indicate that the province was not among the top 10 most visited provinces in the relevant year. Compiled from the data of the Ministry of Culture and Tourism, prepared by the authors. See: MoCT-YİGM, "2021 Yılı Sınır Giriş-Çıkış İstatistikleri [2021 Border Entry-Exit Statistics]"; MoCT-YİGM, "2022 Yılı Sınır Giriş-Çıkış İstatistikleri [2022 Border Entry-Exit Statistics]".

İstanbul	8,987,904	-	37,100	-	9,025,004	15,785,180	-	233,546	-	16,018,726
İzmir	631,083	-	6,491	-	637,574	1,337,270	-	125,188	-	1,462,458
Kırklareli	-	277,999	-	-	277,999	-	632,477	-	-	632,477
Muğla	974,159	-	53,480	-	1,027,639	2,460,356	-	529,375	-	2,989,731
Şırnak	-	423,526	-	-	423,526	-	653,439	-	-	653,439
Other	598,999	462,573	98,941	263	1,160,776	1,052,706	1,162,711	192,327	1,553	2,409,297
Total	20,326,854	4,176,219	207,606	1,587	24,712,266	33,889,650	9,002,404	1,653,603	18,738	44,564,395

When examining the distribution of foreign visitors departing from Türkiye according to the provinces, in 2021, the province with the highest number of departures was İstanbul with **8,729,293** people (**36.02%**), followed by Antalya with **8,651,056** people (**35.70%**) and Edirne with **2,518,268** people (**10.39%**). In 2022, the provinces with the highest number of departures were İstanbul with **16,207,775** people (**36.35%**), Antalya with **12,719,559** people (**28.53%**), and Edirne with **4,567,792** people (**10.24%**). On the other hand, the ratio of foreign visitors departing from the provinces listed in Table 1.9 to the total number of foreign visitors departing in 2021 was **95.17%**, while this ratio decreased to **94.41%** in 2022.

Table 1.9. Distribution of foreign visitors departing from Türkiye by the top 10 provinces and mode of transport, 2021-2022²⁴

Province	2021					2022				
	 Air	 Land	 Sea	 Train	Total	 Air	 Land	 Sea	 Train	Total
Ankara	381,116	-	-	-	381,116	496,798	-	-	-	496,798
Antalya	8,649,438	-	1,618	-	8,651,056	12,658,561	-	60,998	-	12,719,559
Artvin	297	286,110	368	-	286,775	414	1,709,195	614	-	1,710,223
Aydın	-	-	9,287	-	9,287	-	-	517,847	-	517,847
Edirne	-	2,515,985	-	2,283	2,518,268	-	4,550,287	-	17,505	4,567,792
Hatay	3,348	131,810	4,110	-	139,268	16,322	111,389	10,506	-	138,217
İstanbul	8,690,084	-	39,209	-	8,729,293	15,973,408	-	234,367	-	16,207,775
İzmir	627,882	-	5,401	-	633,283	1,355,960	-	126,145	-	1,482,105
Kırklareli	-	278,349	-	-	278,349	-	609,027	-	-	609,027
Muğla	961,987	-	53,862	-	1,015,849	2,425,338	-	533,457	-	2,958,795
Şırnak	-	420,181	-	-	420,181	-	684,723	-	-	684,723
Other	564,601	510,487	95,219	224	1,170,531	1,005,664	1,302,097	184,424	1,521	2,493,706
Total	19,878,753	4,142,922	209,074	2,507	24,233,256	33,932,465	8,966,718	1,668,358	19,026	44,586,567

24 A short dash (-) indicates that data is not available. The provinces are ranked according to the total number of visitors arriving in the respective province during the relevant year. Cells highlighted in red indicate that the province was not among the top 10 most visited provinces in the relevant year. Compiled from the data of the Ministry of Culture and Tourism, prepared by the authors. See: MoCT-YİGM, "2021 Yılı Sınır Giriş-Çıkış İstatistikleri [2021 Border Entry-Exit Statistics]"; MoCT-YİGM, "2022 Yılı Sınır Giriş-Çıkış İstatistikleri [2022 Border Entry-Exit Statistics]".

According to the Customs statistics of the Ministry of Trade (Figure 1.6), the total number of passengers entering and exiting through land border gates in 2021 was **14,093,725**, while in 2022, this number increased to **28,712,060**. The most used border gates in 2021 were Kapıkule Border Gate (Edirne) with **5,392,795** people (**38.26%**), Habur Border Gate (Şırnak) with **2,991,721** people (**21.23%**), and Hamzabeyli Border Gate (Edirne) with **1,225,367** people (**8.91%**). In 2022, these gates were Kapıkule Border Gate (Edirne) with **7,880,243** people (**27.45%**), Sarp Border Gate (Artvin) with **5,081,473** people (**17.70%**), and Habur Border Gate (Şırnak) with **4,688,541** people (**16.33%**). As seen, although the number of passengers entering and exiting through Kapıkule Border Gate increased from 2021 to 2022, the proportion of passengers passing through this gate compared to the total number of passengers at all border gates decreased. A similar situation applies to Habur Border Gate as well. Considering the continued impact of the coronavirus pandemic in 2021, it is believed that the entry and exit traffic was concentrated at these gates during the pandemic period, while in 2022, the variety of border gates used increased as the pandemic ended. On the other hand, the ratio of passengers entering and exiting through the top 10 most frequently used border gates in 2022 to the total number of passengers at all land border gates²⁵ remained high, with **91.99%** in 2021 and **91.11%** in 2022.

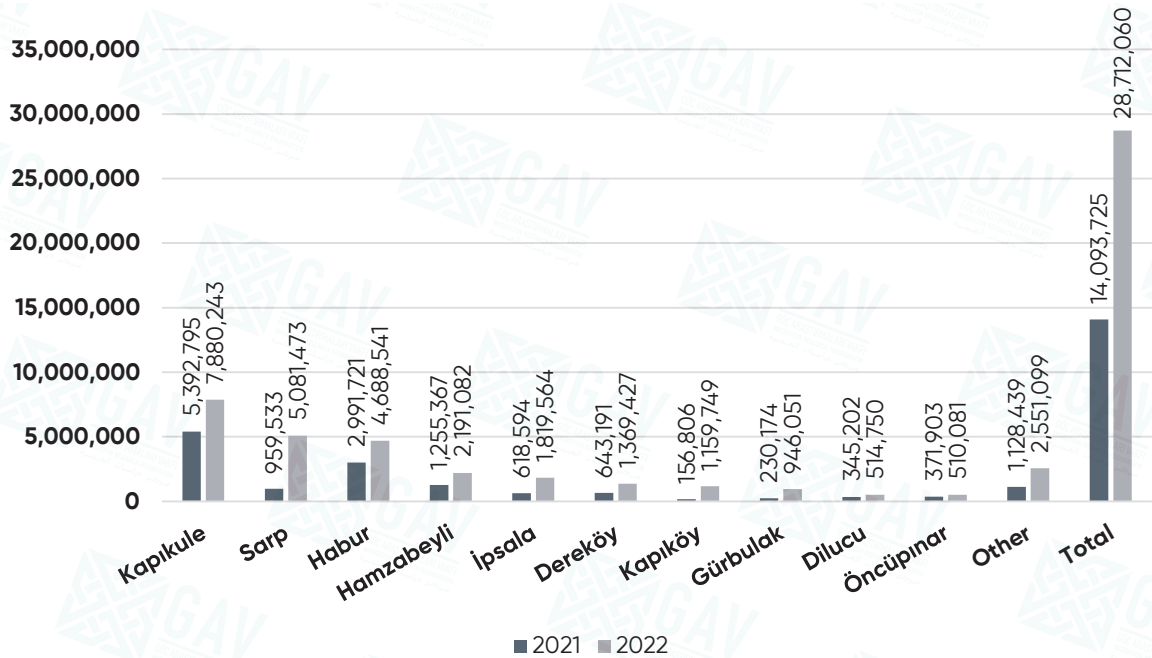


Figure 1.6. Number of passengers entering and exiting through customs gates according to the Ministry of Trade data, 2021-2022²⁶

²⁵ The Ministry of Trade data includes information on a total of 23 land border gates.

²⁶ Compiled from the data of the Ministry of Trade, prepared by the authors. See: Republic of Türkiye Ministry of Trade (MoT), "Kara Gümrük Kapılarına Göre Yolcu Sayıları [Number of Passengers by Land Customs Gates]" Accessed January 14, 2023.

1.5. Nationalities of Visitors

Türkiye has the potential to attract visitors from almost every part of the world. In 2021 and 2022, visitors from over 200 different nationalities came to Türkiye.²⁷ Table 1.10 shows the top 10 nationalities with the highest number of visitors, according to GİB and MoCT data. According to GİB data, the most common nationalities of visitors to Türkiye in 2021 were Russia with **4,683,864** people (**19.02%**), Germany with **3,083,030** people (**12.52%**), and Ukraine with **2,049,834** people (**8.32%**). In 2022, the nationalities with the highest number of visitors were Germany, with **5,591,588** people (**12.78%**), Russia, with **5,219,071** people (**11.93%**), and the United Kingdom, with **3,274,313** people (**7.48%**). On the other hand, according to MoCT data, the highest number of foreign visitors in 2021 came from Russia, with **4,694,422** people (**18.90%**), followed by Germany, with **3,085,215** people (**12.48%**), and Ukraine, with **2,060,008** people (**8.34%**). In 2022, these nationalities were ranked as follows: Germany with **5,679,194** people (**12.74%**), Russia with **5,232,611** people (**11.74%**), and the United Kingdom with **3,370,739** people (**7.56%**).

Table 1.10. Distribution of visitors to Türkiye by top 10 nationalities and rate of change (%), 2021–2022²⁸









Nationality	2021		2022		Rate of Change (%)	
	Presidency of Migration Management	Ministry of Culture and Tourism	Presidency of Migration Management	Ministry of Culture and Tourism	Presidency of Migration Management	Ministry of Culture and Tourism
USA	-	371,759	-	1,013,478	-	172.62
Germany	3,083,030	3,085,215	5,591,588	5,679,194	81.37	84.08
Bulgaria	1,402,098	1,402,795	2,850,775	2,882,512	103.32	105.48
France	620,334	621,493	960,983	986,090	54.91	58.66
Georgia	-	291,852	1,521,449	1,514,813	-	419.03
Netherlands	645,049	645,601	1,221,255	1,244,756	89.33	92.81
Iraq	836,648	836,624	1,205,926	1,208,895	44.14	44.50
England	-	392,746	3,274,313	3,370,739	-	758.25
Iran	1,153,098	1,153,092	2,339,800	2,331,076	102.91	102.16
Poland	585,013	585,076	1,123,153	1,135,903	91.99	94.15
Romania	495,401	496,178	-	886,555	-	78.68
Russia	4,683,864	4,694,422	5,219,071	5,232,611	11.43	11.46
Ukraine	2,049,834	2,060,008	-	675,467	-	-67.21
Other	9,076,316	8,075,405	18,452,876	16,402,306	103.31	103.11
Total	24,630,685	24,712,266	43,761,189	44,564,395	77.67	80.33

27 In the statistics shared by the Ministry of Culture and Tourism, the “milliyetlere göre dağılım” tables also include headings such as the United Nations and the European Union. See: MoCT-YİGM, “2022 Yılı Sınır Giriş-Çıkış İstatistikleri [2022 Border Entry-Exit Statistics]”.

28 A short dash (-) indicates that data is not available. Cells highlighted in red indicate that the nationality in question was not among the top 10 nationalities with the highest number of visitors in the relevant year. Compiled from the data of the Ministry of Culture and Tourism and the Presidency of Migration Management. See: MoCT-YİGM, “2021 Yılı Sınır Giriş-Çıkış İstatistikleri [2021 Border Entry-Exit Statistics]”; MoCT-YİGM, “2022 Yılı Sınır Giriş-Çıkış İstatistikleri [2022 Border Entry-Exit Statistics]”; GİB, “Giriş-Çıkış [Entry-Exit]”. Since the Presidency of Migration Management only shares statistics for the top 10 nationalities, data for visitors from certain nationalities in 2021 and 2022 has not been accessible.

When examining the top 10 nationalities with the highest number of visitors to Türkiye, in 2021, the nationalities using air travel the most were Russia with **4,640,139** people (**22.83%**), Germany with **2,769,344** people (**13.62%**), and Ukraine with **1,960,946** people (**9.65%**). In 2022, these nationalities were Germany with **5,124,613** people (**15.12%**), Russia with **4,915,284** people (**14.50%**), and the United Kingdom with **3,133,893** people (**9.25%**). On the other hand, the foreign nationals arriving in Türkiye by land vehicles in 2021 were from Bulgaria with **1,319,874** people (**31.60%**), Iraq with **412,187** people (**9.87%**), and Germany with **312,222** people (**7.48%**). In 2022, the most frequent nationalities arriving by land were from Bulgaria with **2,654,624** people (**29.49%**), Georgia with **1,398,606** people (**15.54%**), and Iran with **931,626** people (**10.35%**).

Table 1.11. Distribution of visitors to Türkiye by top 10 nationalities and mode of transport, 2021–2022²⁹

Nationality	2021					2022				
	 Air	 Land	 Sea	 Train	Total	 Air	 Land	 Sea	 Train	Total
USA	347,088	3,748	20,923	0	371,759	718,106	9,941	284,982	449	1,013,478
Germany	2,769,344	312,222	3,009	640	3,085,215	5,124,613	370,300	181,698	2,583	5,679,194
Bulgaria	80,957	1,319,874	1,865	99	1,402,795	207,476	2,654,624	15,141	5,271	2,882,512
France	515,153	104,334	1,963	43	621,493	830,699	109,689	44,854	848	986,090
Georgia	65,141	219,795	6,915	1	291,852	107,464	1,398,606	8,709	34	1,514,813
Netherlands	561,039	83,483	1,032	47	645,601	1,097,075	97,319	49,648	714	1,244,756
Iraq	424,292	412,187	145	–	836,624	550,955	656,989	915	36	1,208,895
England	362,471	22,410	7,855	10	392,746	3,133,893	44,901	190,933	1,012	3,370,739
Iran	943,206	208,293	1,468	125	1,153,092	1,396,393	931,626	2,889	168	2,331,076
Poland	569,093	14,600	1,381	2	585,076	1,036,969	28,057	70,713	164	1,135,903
Romania	263,367	230,136	2,671	4	496,178	474,173	396,466	15,523	393	886,555
Russia	4,640,139	299,49	24,333	1	4,694,422	4,915,284	236,100	80,592	635	5,232,611
Ukraine	1,960,946	66,944	32,114	4	2,060,008	369,234	277,117	28,649	467	675,467
Other	6,824,618	1,148,244	101,932	611	8,075,405	13,927,316	1,790,669	678,357	5,964	16,402,306
Total	20,326,854	4,176,219	207,606	1,587	24,712,266	33,889,650	9,002,404	1,653,603	18,738	44,564,395

According to GiB data, the nationalities with the highest number of foreign visitors departing Türkiye in 2021 were Russia with **4,648,110** people (**19.25%**), Germany with **3,012,498** people (**12.47%**), and Ukraine with **2,045,829** people (**8.47%**). In 2022, these nationalities were Germany with **5,753,830** people (**12.98%**), Russia with **5,205,377** people (**11.74%**), and the United Kingdom with **3,315,291** people (**7.48%**). On the other hand, according to MoCT data,

²⁹ A short dash (–) indicates that data is not available. Cells highlighted in red indicate that the nationality in question was not among the top 10 nationalities with the highest number of visitors in the relevant year. Compiled from the data of the Ministry of Culture and Tourism, prepared by the authors. See: MoCT-YİGM, “2021 Yılı Sınır Giriş-Çıkış İstatistikleri [2021 Border Entry-Exit Statistics]”; MoCT-YİGM, “2022 Yılı Sınır Giriş-Çıkış İstatistikleri [2022 Border Entry-Exit Statistics]”.

the nationalities with the highest number of departures from Türkiye in 2021 were Russia with **4,658,759** people (**19.22%**), Germany with **3,014,611** people (**12.44%**), and Ukraine with **2,056,602** people (**8.49%**). In 2022, these nationalities were Germany with **5,689,999** people (**12.76%**), Russia with **5,080,835** people (**11.40%**), and the United Kingdom with **3,379,338** people (**7.58%**).









Table 1.12. Distribution of visitors departing from Türkiye by top 10 nationalities and rate of change (%), 2021–2022³⁰

Nationality	2021		2022		Rate of Change (%)	
	Presidency of Migration Management	Ministry of Culture and Tourism	Presidency of Migration Management	Ministry of Culture and Tourism	Presidency of Migration Management	Ministry of Culture and Tourism
USA	-	370,799	-	1,020,611	-	175.25
Germany	3,012,498	3,014,611	5,753,830	5,689,999	91.00	88.75
Bulgaria	1,380,516	1,381,218	2,885,339	2,875,588	109.00	108.19
France	616,224	617,350	989,312	990,212	60.54	60.40
Georgia	-	297,083	1,525,607	1,521,215	-	412.05
Netherlands	632,146	632,691	1,253,002	1,262,308	98.21	99.51
Iraq	819,844	819,830	1,244,327	1,234,827	51.78	50.62
England	-	380,949	3,315,291	3,379,338	-	787.08
Iran	1,090,466	1,090,452	2,345,371	2,332,813	115.08	113.93
Poland	583,673	583,725	1,130,413	1,135,767	93.67	94.57
Romania	488,735	489,520	-	882,017	-	80.18
Russia	4,648,110	4,658,759	5,205,377	5,080,835	11.99	9.06
Ukraine	2,045,829	2,056,602	-	641,936	-	-68.79
Other	8,832,592	7,839,667	18,676,326	16,539,101	111.45	110.97
Total	24,150,633	24,233,256	44,324,195	44,586,567	83.53	83.99

In Table 1.13, which shows data on the top 10 nationalities with the highest number of departures from Türkiye, the nationalities with the most departures by air in 2021 were Russia with **4,602,714** people (**23.15%**), Germany with **2,718,087** people (**13.67%**), and Ukraine with **1,959,025** people (**9.85%**). In 2022, these nationalities were Germany with **5,145,468** people (**15.16%**), Russia with **4,792,214** people (**14.12%**), and the United Kingdom with **3,143,819** people (**9.26%**). On the other hand, the nationalities with the most departures by land in 2021 were Bulgaria with **1,295,761** people (**31.28%**), Iraq with **404,960** people (**9.77%**), and Germany with **292,526** people (**7.06%**). In 2022, these nationalities were Bulgaria with **2,641,518** people (**29.46%**), Georgia with **1,397,125** people (**15.58%**), and Iran with **909,444** people (**10.14%**).

30 A short dash (-) indicates that data is not available. Cells highlighted in red indicate that the nationality in question was not among the top 10 nationalities with the highest number of departures in the relevant year. Compiled from the data of the Ministry of Culture and Tourism and the Directorate General of Migration Management, prepared by the authors. See: MoCT-YİGM, "2021 Yılı Sınır Giriş-Çıkış İstatistikleri [2021 Border Entry-Exit Statistics]"; MoCT-YİGM, "2022 Yılı Sınır Giriş-Çıkış İstatistikleri [2022 Border Entry-Exit Statistics]"; GİB, "Giriş-Çıkış [Entry-Exit]". Since the Presidency of Migration Management only shares statistics for the top 10 nationalities, data for visitors from certain nationalities in 2021 and 2022 has not been accessible.

Table 1.13. Distribution of visitors departing from Türkiye by top 10 nationalities and mode of transport, 2021-2022³¹









Nationality	2021					2022				
	 Air	 Land	 Sea	 Train	Total	 Air	 Land	 Sea	 Train	Total
USA	346,974	3,518	20,303	4	370,799	723,449	10,069	286,562	531	1,020,611
Germany	2,718,087	292,526	2,965	1,033	3,014,611	5,145,468	359,331	182,880	2,320	5,689,999
Bulgaria	83,471	1,295,761	1,806	180	1,381,218	213,860	2,641,518	15,018	5,192	2,875,588
France	514,012	101,484	1,763	91	617,350	835,406	108,856	45,193	757	990,212
Georgia	61,566	228,337	7,179	1	297,083	115,418	1,397,125	8,596	76	1,521,215
Netherlands	553,653	77,836	1,034	168	632,691	1,118,568	93,081	50,108	551	1,262,308
Iraq	414,669	404,960	201	-	819,830	553,897	679,826	1,069	35	1,234,827
England	349,425	23,564	7,943	17	380,949	3,143,819	43,421	191,184	914	3,379,338
Iran	867,348	220,884	2,105	115	1,090,452	1,418,772	909,444	4,425	172	2,332,813
Poland	568,077	14,399	1,247	2	583,725	1,036,951	28,053	70,592	171	1,135,767
Romania	261,219	225,742	2,528	31	489,520	472,417	393,562	15,546	492	882,017
Russia	4,602,714	30,909	25,135	1	4,658,759	4,792,214	207,177	80,760	684	5,080,835
Ukraine	1,959,025	65,756	31,821	0	2,056,602	368,305	246,007	27,041	583	641,936
Other	6,578,513	1,157,246	103,044	864	7,839,667	13,993,921	1,849,248	689,384	6,548	16,539,101
Total	19,878,753	4,142,922	209,074	2,507	24,233,256	33,932,465	8,966,718	1,668,358	19,026	44,586,567

In 2021, **70,604** German nationals, **62,640** Iranian nationals, and **35,663** Russian nationals entered Türkiye but did not depart within the same year. In 2022, **151,776** Russian nationals, **33,531** Ukrainian nationals, and **6,924** Bulgarian nationals did not leave Türkiye within the same year. It is believed that the reason why Russian and Ukrainian nationals did not depart is related to Russia's involvement with Ukraine. Notably, there were more Russian nationals who entered and did not depart compared to Ukrainian nationals.

On the other hand, in 2021, the nationality with more departures than arrivals was Georgia, with **5,231** more departures than arrivals. In 2022, however, there were **25,932** more departures from Iraq, **17,552** more from the Netherlands, and **10,805** more from Bulgaria than arrivals. This suggests that some of the individuals who entered Türkiye in the previous year (2021) departed in 2022.

³¹ Cells highlighted in red indicate that the nationality in question was not among the top 10 nationalities with the highest number of departures in the relevant year. Compiled from the data of the Ministry of Culture and Tourism, prepared by the authors. A short dash (-) indicates that data is not available. See: MoCT-YİGM, "2021 Yılı Sınır Giriş-Çıkış İstatistikleri [2021 Border Entry-Exit Statistics]"; MoCT-YİGM, "2022 Yılı Sınır Giriş-Çıkış İstatistikleri [2022 Border Entry-Exit Statistics]".

Table 1.14. Distribution of the difference between entries and exits by top 10 nationalities and mode of transportation, 2021–2022³²

Nationality	The Difference Between Foreign Visitors Entering and Exiting									
	2021					2022				
	 Air	 Land	 Sea	 Train	Total	 Air	 Land	 Sea	 Train	Total
USA	114	230	620	-4	960	-5,343	-128	-1,580	-82	-7,133
Germany	51,257	19,696	44	-393	70,604	-20,855	10,969	-1,182	263	-10,805
Bulgaria	-2,514	24,113	59	-81	21,577	-6,384	13,106	123	79	6,924
France	1,141	2,850	200	-48	4,143	-4,707	833	-339	91	-4,122
Georgia	3,575	-8,542	-264	0	-5,231	-7,954	1,481	113	-42	-6,402
Netherlands	7,386	5,647	-2	-121	12,910	-21,493	4,238	-460	163	-17,552
Iraq	9,623	7,227	-56	-	16,794	-2,942	-22,837	-154	1	-25,932
England	13,046	-1,154	-88	-7	11,797	-9,926	1,480	-251	98	-8,599
Iran	75,858	-12,591	-637	10	62,640	-22,379	22,182	-1,536	-4	-1,737
Poland	1,016	201	134	0	1,351	18	4	121	-7	136
Romania	2,148	4,394	143	-27	6,658	1,756	2,904	-23	-99	4,538
Russia	37,425	-960	-802	0	35,663	123,070	28,923	-168	-49	151,776
Ukraine	1,921	1,188	293	4	3,406	929	31,110	1,608	-116	33,531
Other	246,105	-9,002	-1,112	-253	235,738	-66,605	-58,579	-11,027	-584	-136,795
Total	448,101	33,297	-1,468	-920	479,010	-42,815	35,686	-14,755	-288	-22,172

1.6. Day Visitors

MoCT defines the concept of “day visitors” in four points. According to this definition, day visitors are those who do not stay overnight in the country they are visiting, crew members who are not permanent residents of the country, “train passengers who stay overnight on the train” for those arriving by train, and “those who spend the night on the ship” for those arriving by ship.³³ However, in the statistics presented under the “day visitors” category by MoCT, data is only available for day visitors arriving in Türkiye by sea.³⁴

³² A short dash (-) indicates that data is not available. Compiled from the data of the Ministry of Culture and Tourism, prepared by the authors. See: MoCT-YİGM, “2021 Yılı Sınır Giriş-Çıkış İstatistikleri [2021 Border Entry-Exit Statistics]”; MoCT-YİGM, “2022 Yılı Sınır Giriş-Çıkış İstatistikleri [2022 Border Entry-Exit Statistics]”.

³³ Although there is no direct definition of “day visitors” in another piece of legislation, there is a definition for “day trip boat.” According to this, a day trip boat is defined as “a marine tourism vessel that, for sightseeing, entertainment, and tourism purposes, disembarks passengers at the same port on the same day, has a kitchen, provides swimming and sunbathing services, and holds a certificate of seaworthiness.” See: Deniz Turizmi Yönetmeliği [Regulation on Maritime Tourism] (DTY), Official Gazette 27298 (July 24, 2009), Council of Ministers Decision No: 2009/15212, Article 24/1-a.

³⁴ MoCT-YİGM, “2022 Yılı Sınır Giriş-Çıkış İstatistikleri [2022 Border Entry-Exit Statistics]”.

In the statistics file shared with the public by MoCT, there are two separate tables related to day visitors. The first table is titled “day visitors,” while the second contains data on “foreign day visitors.” Between 2013 and 2020, the difference between these two types of visitors was **approximately two to three thousand** each year. However, since 2020, this difference has risen **above 10,000**. Therefore, although it could be assumed that the group creating the difference between foreign day visitors and total day visitors consists of Turkish citizens residing abroad, it is not possible to make a definitive conclusion, as the Ministry has not made a statement on this matter.

It can be said that the number of day visitors to Türkiye has generally followed a downward trend over the last 10 years. However, the rapid increase in the number of such visitors in 2022 can be interpreted as an indication that Türkiye has a significant potential in terms of day visitors, a potential that has generally remained untapped. In 2013, the number of day visitors to Türkiye was **2,065,863**, but by 2016, this number had fallen below one million, reaching **617,891**. In 2020, the lowest level of day visitors in the last 10 years was recorded, with the number dropping to **77,234**. In 2021, with **113,520** visitors, the ongoing impact of the pandemic was still evident. However, the increase in the number of day visitors in 2022, which nearly reached one million (**934,714**), is a significant finding, as this level is even higher than the number of day visitors in 2016.

A similar situation can be observed for foreign day visitors. In 2013, the number of foreign day visitors to Türkiye was **2,063,538**, but by 2016, it had decreased to **615,477**. In 2020, the number reached its lowest level in the last 10 years, dropping to **62,441**. In 2021, this number increased slightly to **89,291**, and in 2022, there was a rapid rise, reaching **921,748**.

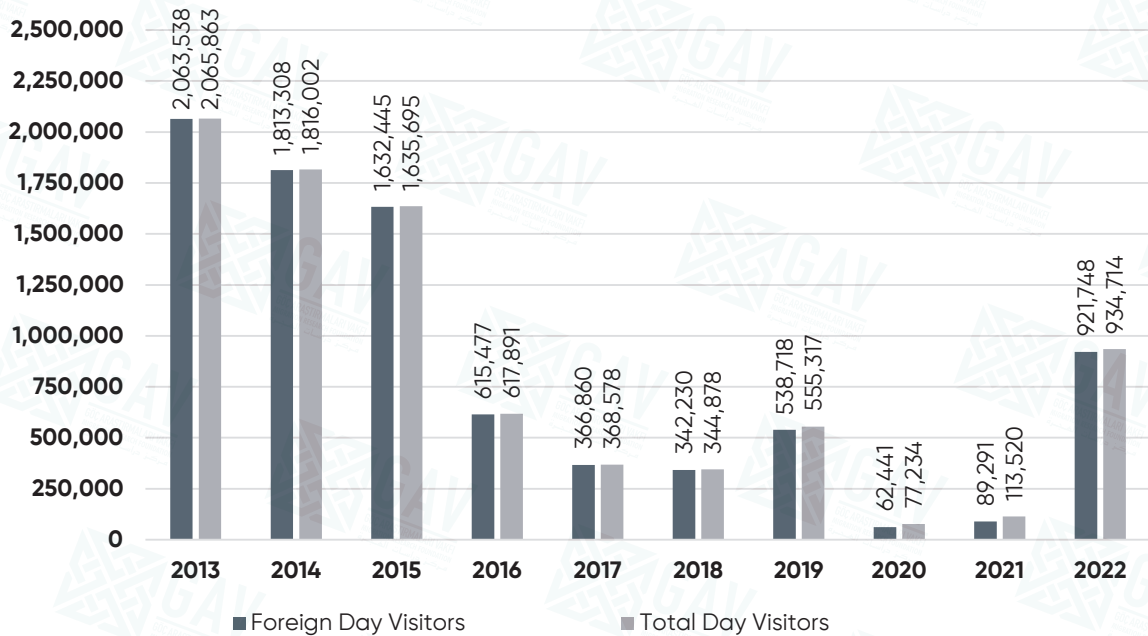


Figure 1.7. Distribution of day visits by year³⁵

35 Compiled from the data of the Ministry of Culture and Tourism, prepared by the authors. See: Republic of Türkiye, Ministry of Culture

When examining the distribution of day visitors to Türkiye by month, in 2021, the months with the highest number of day visitors were August with **23,523** people (**20.72%**), July with **14,581** people (**12.84%**), and September with **14,296** people (**12.59%**). In 2022, these months were October with **176,193** people (**18.85%**), August with **164,355** people (**17.58%**), and September with **157,817** people (**16.88%**).

The months with the highest number of foreign day visitors to Türkiye were the same as above. In 2021, the highest number of foreign day visitors were in August with **20,883** people (**23.39%**), September with **13,739** people (**15.39%**), and July with **11,439** people (**12.81%**). In 2022, these months were October with **176,193** people (**19.12%**), August with **164,355** people (**17.83%**), and September with **157,817** people (**17.12%**).

Table 1.15. Distribution of day visits by month and rate of change (%), 2021-2022³⁶

Month	2021		2022		Rate of Change (%)	
	Foreign National	Total	Foreign National	Total	Foreign National	Total
January	2,901	4,800	2,189	4,110	-24.54	-14.38
February	2,420	4,288	1,642	4,081	-32.15	-4.83
March	2,980	4,913	569	569	-80.91	-88.42
April	3,185	5,420	32,130	32,207	908.79	494.23
May	2,277	5,293	86,259	86,437	3688.27	1533.04
June	6,369	9,940	108,199	108,370	1598.84	990.24
July	11,439	14,581	124,327	126,187	986.87	765.42
August	20,883	23,523	164,355	166,535	687.03	607.97
September	13,739	14,296	157,817	161,267	1048.68	1028.06
October	10,075	10,158	176,193	176,786	1648.81	1640.36
November	10,241	10,242	57,293	57,384	459.45	460.28
December	2,782	6,066	10,775	10,781	287.31	77.73
Total	89,291	113,520	921,748	934,714	932.30	723.39

In 2021, there were **18** provinces and **32** ports hosting foreign day visitors. By 2022, the number of provinces had decreased to **15**, while the number of ports had increased to **37**. In 2021, the provinces with the highest number of foreign day visitors were Muğla with **45,312** people, Samsun with **20,947** people, and Aydın with **8,605** people. In 2022, these provinces were ranked as Aydın with **466,697** people, Muğla with **197,225** people, and İstanbul with **130,388** people.

and Tourism, Directorate General of Investments and Enterprises. (MoCT-YİGM), "2013 Yılı Sınır Giriş-Çıkış İstatistikleri [2016 Border Entry-Exit Statistics]" Accessed 24 Mayıs 2023; Republic of Türkiye, Ministry of Culture and Tourism, Directorate General of Investments and Enterprises. (MoCT-YİGM), "2016 Yılı Sınır Giriş-Çıkış İstatistikleri [2016 Border Entry-Exit Statistics]" Accessed 24 Mayıs 2023; MoCT-YİGM, "2019 Yılı Sınır Giriş-Çıkış İstatistikleri [2019 Border Entry-Exit Statistics]"; MoCT-YİGM, "2022 Yılı Sınır Giriş-Çıkış İstatistikleri [2022 Border Entry-Exit Statistics]".

36 Compiled from the data of the Ministry of Culture and Tourism, prepared by the authors. See: MoCT-YİGM, "2022 Yılı Sınır Giriş-Çıkış İstatistikleri [2022 Border Entry-Exit Statistics]".

The absence of data for some provinces in 2021 or 2022 is notable. For example, while there was no data on day visitors to Antalya in 2021, over 25,000 visitors were hosted in 2022. Similar examples can often be found in previous years as well.³⁹ Whether this inconsistency in data production stems from tourism activity or errors made during the data production process is an issue that requires further investigation. However, as this falls outside the scope of this study, it has not been addressed here.

Table 1.16. Distribution of foreign day-trippers by top 10 provinces and rate of change (%), 2021–2022³⁷

Province	2021	2022	Rate of Change (%)	Province	2021	2022	Rate of Change (%)
Antalya	–	25,189	–	İstanbul	1,699	130,388	7574.40
Aydın	8,605	466,697	5323.56	İzmir	–	46,016	–
Bartın	9	5,214	57833.33	Kocaeli	1,207	–	–
Çanakkale	70	20,497	29181.43	Mersin	250	–	–
Giresun	420	236	–43.81	Muğla	45,312	197,225	335.26
Sakarya	6,308	–	–	Trabzon	3,003	4,552	51.58
Samsun	20,947	7,813	–62.70	Yalova	949	–	–
Sinop	–	11,602	–	Other	512	6,319	1134.18
				Total	89,291	921,748	932.30

In 2021, the foreign day visitors with the highest numbers to Türkiye were from the United States with **18,978** people (**21.25%**), the Philippines with **10,964** people (**12.28%**), and Ukraine with **10,816** people (**12.11%**). By 2022, the nationalities of day visitors were ranked as follows: the United States with **255,958** people (**27.77%**), the United Kingdom with **116,686** people (**12.66%**), and Germany with **98,653** people (**10.70%**).

Table 1.17 Distribution of foreign day-trippers by top 10 nationalities and rate of change (%), 2021–2022³⁸

Nationality	2021	2022	Rate of Change (%)	Nationality	2021	2022	Rate of Change (%)
USA	18,978	255,958	1248.71	Spain	1,691	33,679	1891.66
Germany	2,172	98,653	4442.03	İsrail	592	30,224	5005.41
Azerbaijan	3,487	2,779	–20.30	Italy	630	50,947	7986.83
Indonesia	2,770	4,186	51.12	Canada	1,124	31,819	2730.87
Philippines	10,964	10,351	–5.59	Russia	10,663	40,023	275.34
France	1,158	21,313	1740.50	Ukraine	10,816	4,429	–59.05
Georgia	2,085	1,246	–40.24	Greece	1,818	23,573	1196.64
England	5,787	116,686	1916.35	Other	14,556	195,882	1245.71
				Total	89,291	921,748	932.30

37 A short dash (–) indicates that data is not available. Cells highlighted in red indicate that the nationality in question was not among the top 10 nationalities with the highest number of visitors in the relevant year. Compiled from the data of the Ministry of Culture and Tourism, prepared by the authors. See: MoCT-YİGM, “2021 Yılı Sınır Giriş-Çıkış İstatistikleri [2021 Border Entry-Exit Statistics]”; MoCT-YİGM, “2022 Yılı Sınır Giriş-Çıkış İstatistikleri [2022 Border Entry-Exit Statistics]”.

38 Cells highlighted in red indicate that the nationality in question was not among the top 10 nationalities with the highest number of visitors in the relevant year. Compiled from the data of the Ministry of Culture and Tourism, prepared by the authors. See: MoCT-YİGM, “2021 Yılı Sınır Giriş-Çıkış İstatistikleri [2021 Border Entry-Exit Statistics]”; MoCT-YİGM, “2022 Yılı Sınır Giriş-Çıkış İstatistikleri [2022 Border Entry-Exit Statistics]”.

1.7. Health Tourism

Traveling to another country for healthcare services, other than one's country of permanent residence, is referred to as medical tourism. People have turned to other countries for healthcare services in order to receive better quality care, which has led to the emergence of the medical tourism sector. Many countries around the world are paying attention to the field of medical tourism, which could be a significant source of income.³⁹ Türkiye has made efforts to position itself among these countries by setting goals and developing policies in this area.⁴⁰ As a result, in 2022, Türkiye succeeded in becoming **one of the top five countries** in the world hosting the most medical tourists.⁴¹

One of Türkiye's policies is the development of the "Health Türkiye" internet project through the Ministry of Health to promote medical tourism. Under this project, private hospitals, as well as public and university hospitals in Türkiye, can register in the system and promote their services. Foreigners seeking treatment in Türkiye can also make selections for cities, hospitals, doctors, etc., through this website. Additionally, the site provides information about the Turkish healthcare system.⁴²

The public institutions and organizations involved in medical tourism are primarily the Health Tourism Department (STDB) and the Incorporated Company of International Health Services (USHAŞ). While STDB is responsible for the authorization processes related to institutions and organizations providing services in the field of medical tourism,⁴⁶ USHAŞ publishes data related to medical tourism through TURKSTAT. According to the data published by USHAŞ, **395,019** people came to Türkiye for medical tourism in 2015, and this number increased to **1,258,382** in 2022. Considering that the highest number of visitors, **701,046**, came in 2018, the nearly doubling of the visitor numbers in 2022 can be interpreted as an indication that Türkiye's medical tourism capacity has developed. On the other hand, while it is a common belief that people visiting Türkiye for medical tourism are primarily coming for hair transplants, a discussion with a USHAŞ official revealed that the data in Figure 1.7 does not include those coming for hair transplants.⁴³

39 Oğuz Aydın, "Türkiye'de Alternatif Bir Turizm; Sağlık Turizmi [An Alternative Tourism in Türkiye: Health Tourism]", Karamanoğlu Mehmetbey Üniversitesi Sosyal ve Ekonomik Araştırmalar Dergisi, 14/23 (June 2012), 92-93; Ferhat Onur Ağaoğlu, Naim Karagöz, and Sezgin Zabun, "Sağlık Turizmi Uygulamaları ve Türkiye'ye Getirilerine İlişkin Bir Değerlendirme", Cumhuriyet Üniversitesi İktisadi ve İdari Bilimler Dergisi, 20/2 (November 2019), 430.

40 Republic of Türkiye Presidency of Strategy and Budget (SBB), "Onuncu Kalkınma Planı (2014-2018) Sağlık Turizminin Geliştirilmesi Programı Eylem Planı" accessed August 26, 2023.

41 Sabah, "Türkiye Sağlık Turizminde İlk 5'in İçinde [Türkiye in the Top 5 in Health Tourism]" (April 19, 2022) accessed August 26, 2023.

42 Health Türkiye (HT), "About Us" accessed February 5, 2023.

43 The interview with a USHAŞ official was conducted by us in November 2022.

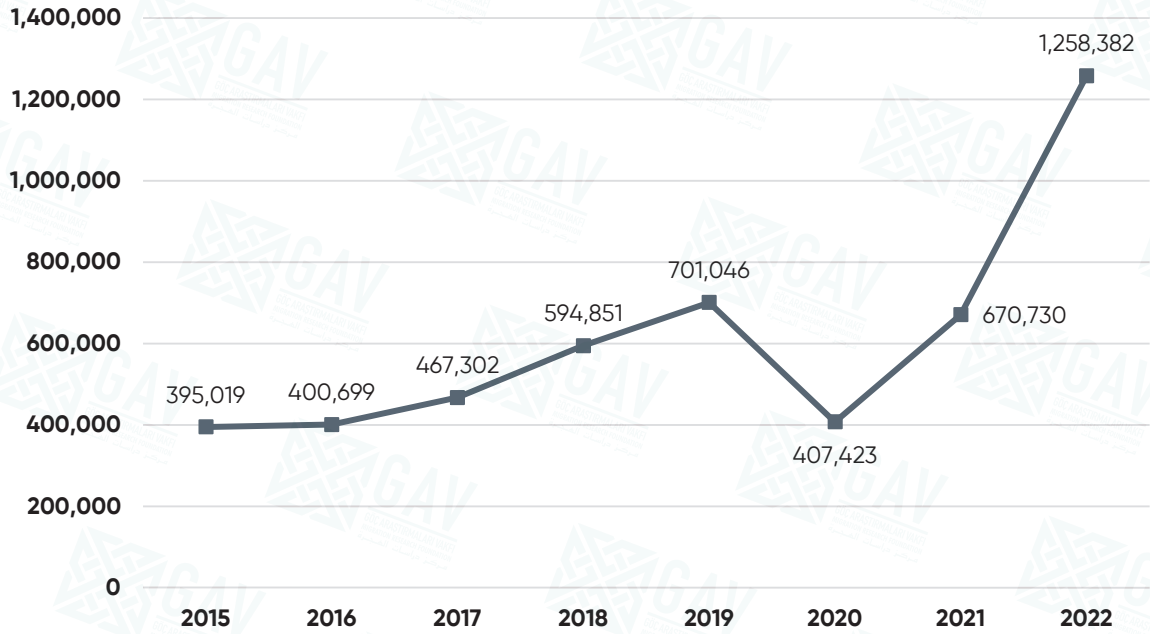


Figure 1.8. *Distribution of visitors arriving in Türkiye within the scope of health tourism by year, 2015–2022⁴⁴*

In 2022, a total of **1,258,382** visitors came to Türkiye for health and medical reasons, of which **1,097,740 (87.23%)** were foreign nationals and **160,642 (12.77%)** were Turkish citizens residing abroad. Looking at the distribution of these visitors by quarter, **381,861** people (**30.35%**) arrived in the fourth quarter, **310,203** people (**24.65%**) in the second quarter, **293,721** people (**23.34%**) in the first quarter, and **272,597** people (**21.66%**) in the third quarter. On the other hand, in terms of both total visitor numbers and foreign visitors, the highest number of foreign health tourists arrived in Türkiye during the fourth quarter, while for Turkish citizens residing abroad, the first quarter was the period with the highest number of visitors. In the fourth quarter, the total number of health tourists arriving in Türkiye was **381,861**, including **341,355** foreign nationals (**89.39%**) and **40,506** Turkish citizens residing abroad (**10.61%**). In the first quarter, this number was **293,721**, including **242,628** foreign nationals (**82.60%**) and **51,093** Turkish citizens residing abroad (**17.40%**).

44 Republic of Türkiye Ministry of Health, the Incorporated Company of International Health Services (USHAŞ), "Sağlık Turizmi Verileri" accessed February 4, 2023.

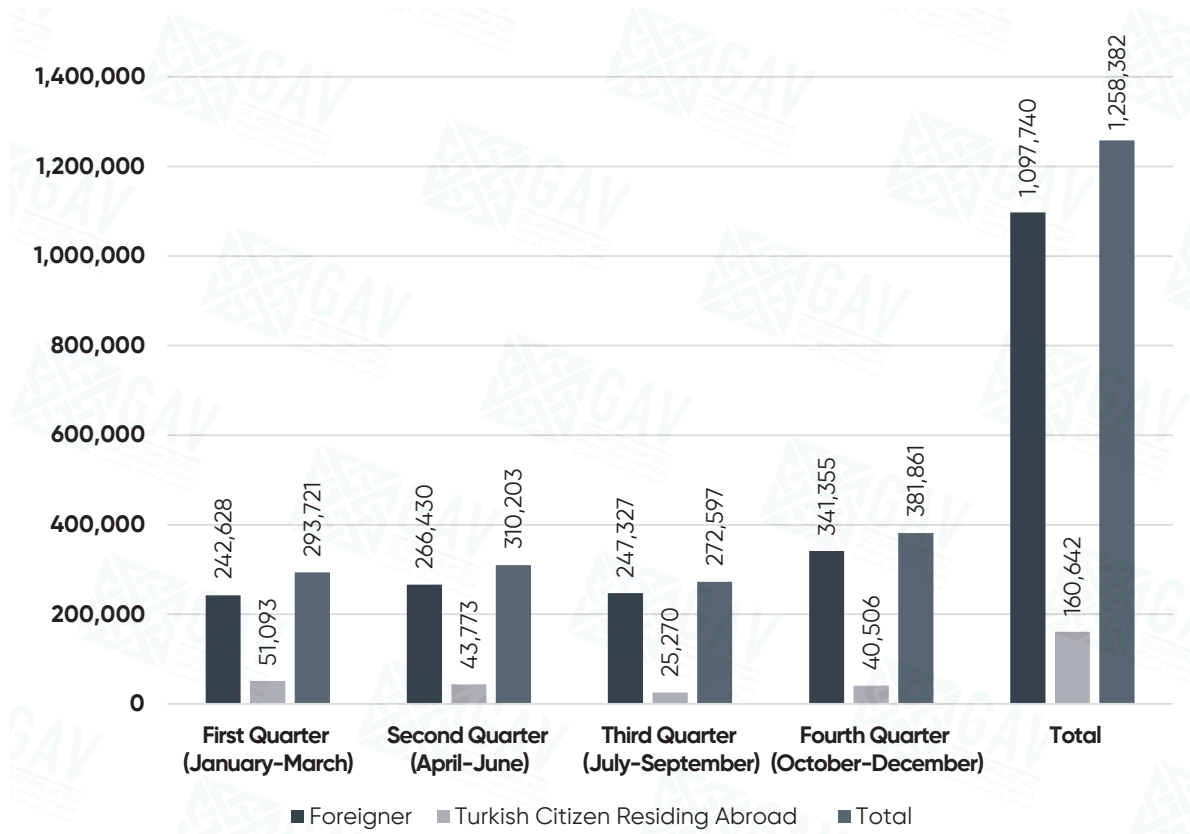


Figure 1.9. Distribution of visitors arriving in Türkiye for "health and medical" reasons by quarter, 2022⁴⁵

⁴⁵ Compiled from the data of the Turkish Statistical Institute, prepared by the authors. See: TURKSTAT, "Geliş Nedenine Göre Çıkış Yapan Ziyaretçiler".



REGULAR MIGRATION AND HUMAN MOBILITIES



Regular migration refers to the process of people legally migrating from their country of permanent residence to another country with permission.¹ According to Turkish law, the concept of regular migration can be understood as individuals coming to Türkiye with a visa and passport, and obtaining residence, work, or other permits from the relevant authorities if they stay beyond the visa period.²

In this section of the report, topics related to regular migration movements, including residence permits, work permits, foreign nationals studying in Türkiye, marriage, and divorce, are discussed. The statistics used in this section are from the Presidency of Migration Management (GİB), the Ministry of Labor and Social Security (ÇSGB), the Ministry of National Education (MEB), the Turkish Statistical Institute (TURKSTAT), the Council of Higher Education (YÖK), and various media sources.

The “residence permits” data shared by the Presidency of Migration Management (GİB) with the public has been used in this section. The published data includes information on the distribution of residence permits by type, as well as the distribution of residence permits issued to the top 10 nationalities and by provinces. The relevant data can be accessed under the “residence permits” section in the “statistics” tab on the Presidency’s website. It should be particularly noted that the Presidency does not provide a comprehensive data set, only sharing current statistics, which poses difficulties for researchers. Therefore, in this section, the statistics for the previous year were archived by the report authors after being published by GİB and have been evaluated within the scope of this study. On the other hand, the Presidency does not provide public data on certain types of residence permits. For example, there is no data available on long-term visas, victims of human trafficking, or humanitarian residence permits on the institution’s website.

The Ministry of Labor and Social Security (MoLSS) shares statistics on work permits granted to foreign nationals in Türkiye with the public, including valuable data such as the distribution of work permits by month, province, nationality, and educational status. This data can be accessed under the “foreign workers’ work permits statistics” section of the “official statistics program” in the “statistics” tab on the Ministry’s website.

The Ministry of National Education (MEB) publishes data on foreign nationals in primary and secondary education through the Directorate General for Lifelong Learning (HBÖGM). These data can be accessed through the “monitoring and evaluation reports” section on the Directorate’s website. While the institution used to publish more detailed data in previous years, it appears that the scope of the 2022 statistics has been narrowed. Additionally, in

1 Richard Perruchoud (ed.) & Jilyanne Redpath-Cross (ed.), *Göç Terimleri Sözlüğü* (PDF: UN IOM, (2013), 26.

2 YUKK, Art.3/1-ı.

past years, statistics prepared by the Department of Migration and Education in Emergencies were published monthly on the institution's website, but these data have been restricted from public access, and are now only made available through "monitoring and evaluation reports." As a result, it can be said that the scope of data on foreign nationals' primary and secondary education has diminished over the years. For example, while data related to various categories such as temporary protection and international protection were published in previous years, the 2022 data only includes cumulative data, and the distribution of students by nationality in primary and secondary education was not provided. This situation makes it difficult for researchers to track changes over the years and conduct current situation assessments.

TURKSTAT is the primary data source for many of the topics in this section of the report. Data related to foreign nationals in Türkiye, housing sales, marriage and divorce statistics are shared by this institution. In addition to the aforementioned data, population statistics published by the institution were also used to create some of the maps included in the section. Statistics on the foreign national population are accessed from the "Address-Based Population Registration System Results, 2022," migration statistics on arrivals and departures to and from Türkiye are accessed from the "International Migration Statistics," marriage and divorce statistics are accessed from the "Marriage and Divorce Statistics, 2022," and statistics on housing sales to foreigners are accessed from the "Housing Sales Statistics, December 2022" bulletin.

YÖK shares statistics on international students studying at higher education institutions in Türkiye, as well as international faculty members working at these institutions. The data on international students includes detailed statistics such as distribution by nationality, distribution by university, and distribution by department. A similar situation exists for international faculty members, with statistics on their academic titles also available. The relevant data is shared through the Higher Education Information Management System (YBYS) managed by the Council. The relevant data was obtained from the "Higher Education Statistics" section on the institution's website.

Table 2.1. *Distribution of institutions by frequency of publishing data on regular migration and human mobilities*

Institution	Weekly	Annually
Ministry of Labor and Social Security	✗	✓
Presidency of Migration Management	✓	✓
Ministry of National Education	✗	✓
Turkish Statistical Institute	✗	✓
Council of Higher Education	✗	✓

2.1. Incoming and Outgoing Migration, and the Foreign Population in Türkiye

The first issue we will examine in this section, titled “Regular Migration and Human Mobilities,” is the migration to and from Türkiye and the foreign national population in Türkiye. Figure 2.1 shows the migration of foreign nationals and Turkish citizens to and from Türkiye, along with net migration figures. In 2016, the number of people migrating to Türkiye was **380,921**, and by 2021, this number had risen to **739,364**, reaching its peak, before decreasing to **494,052** in 2022. Between 2016 and 2022, migration to Türkiye decreased in 2020 and 2022. Looking at the distribution of people leaving Türkiye by year, in 2016, **177,960** people emigrated from Türkiye, while in 2022, this number increased to **466,914**, reaching its peak. On the other hand, the only year between 2016 and 2022 in which net migration was negative was 2020. In 2020, the number of people leaving Türkiye exceeded the number of arrivals by **79,618**.

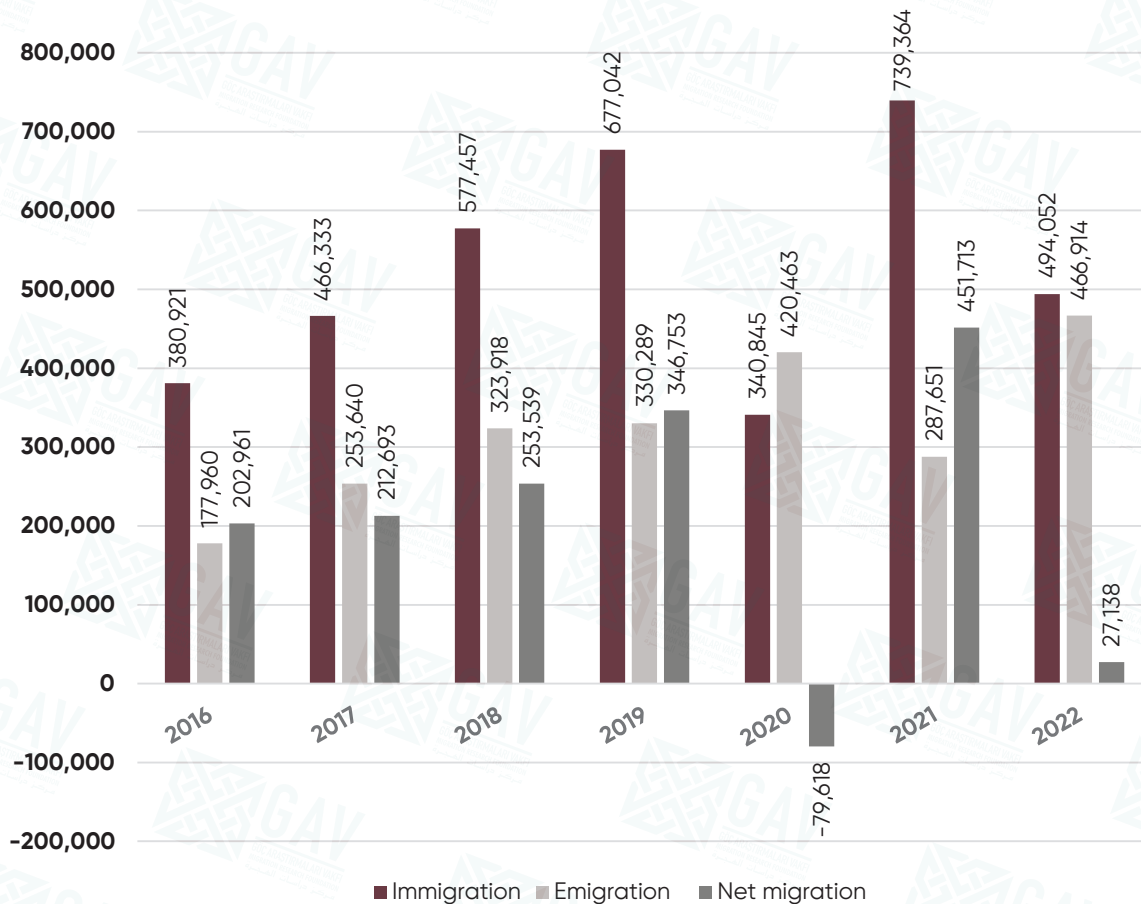


Figure 2.1. Distribution of immigration to, emigration from, and net migration in Türkiye by year, 2016–2022³

3 Compiled from the data of the Turkish Statistical Institute, prepared by the authors. See: the Turkish Statistical Institute (TURKSTAT), “İl-lere ve Vatandaşlığa Göre Türkiye’ye Gelen ve Türkiye’den Giden Göç, 2016–2022 (Uluslararası Göç İstatistikleri, 2022)” accessed August 7, 2023.

When examining Figure 2.2, which shows the distribution of migrants to Türkiye by nationality, in 2016, a total of **380,921** people migrated to Türkiye, including **107,052** Turkish citizens (**28.10%**) and **273,869** foreign nationals (**71.90%**). By 2022, the number of foreign nationals had increased to **399,643** (**80.89%**), while the number of Turkish citizens decreased to **94,409** (**19.11%**). The year when the number of both types of migrants peaked was 2021. In 2021, the number of Turkish citizens migrating to Türkiye was **124,269** (**16.81%**), and the number of foreign nationals was **615,095** (**83.19%**). On the other hand, while the number of Turkish citizens migrating to Türkiye remained relatively stable between 2016 and 2022, there were rapid increases and decreases in the number of foreign nationals.

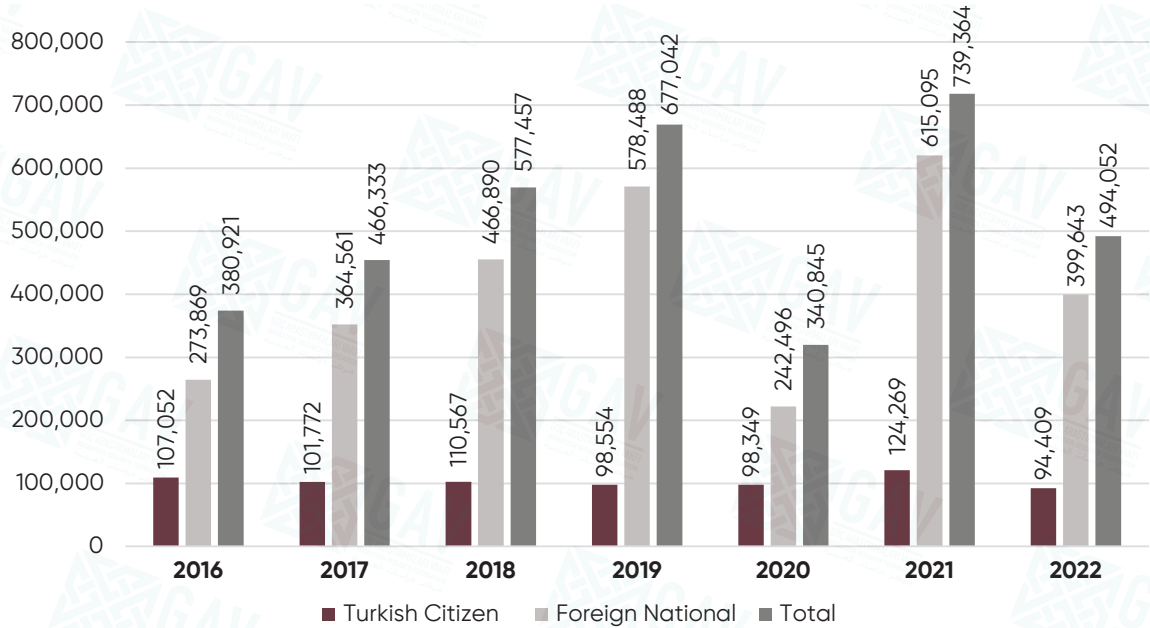


Figure 2.2. Distribution of immigrants to Türkiye by nationality and year, 2016–2022 ⁴

When examining the distribution of people leaving Türkiye by year, in 2016, a total of **177,960** people emigrated from Türkiye, consisting of **69,326** Turkish citizens (**38.96%**) and **108,634** foreign nationals (**61.04%**). By 2022, the number of Turkish citizens had increased to **139,531** (**29.88%**), and the number of foreign nationals had reached **327,383** (**70.12%**), with a **466,914** people leaving the country. On the other hand, the number of foreign nationals emigrating from Türkiye peaked in 2020 with **342,653** people, while the number of Turkish citizens reached its highest level in 2022 with **139,531** people.

⁴ Compiled from the data of the Turkish Statistical Institute, prepared by the authors. See: the Turkish Statistical Institute (TURKSTAT), "İl- lere ve Vatandaşlığa Göre Türkiye'ye Gelen ve Türkiye'den Giden Göç, 2016–2022 (Uluslararası Göç İstatistikleri, 2022)".

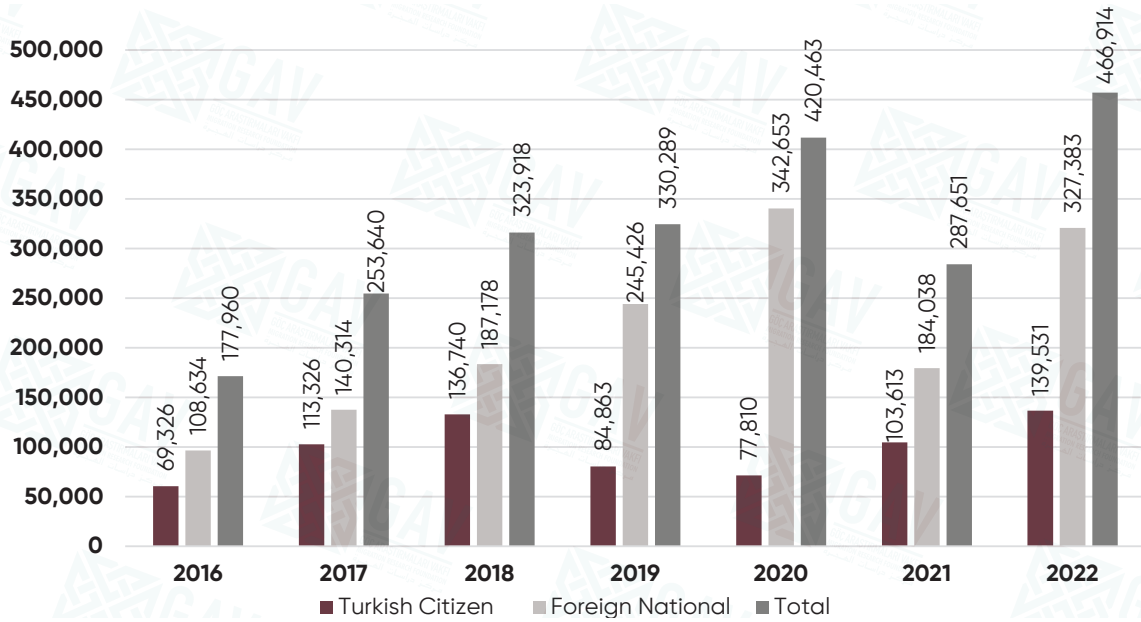


Figure 2.3. Distribution of emigrants from Türkiye by nationality and year, 2016-2022⁵

In 2021, out of the **739,364** people who migrated to Türkiye, **383,984 (51.93%)** were male and **355,380 (48.07%)** were female. In 2022, a total of **494,052** people migrated to Türkiye, with **261,201 (52.87%)** being male and **232,851 (47.13%)** being female.

When examining the distribution of total migration to Türkiye by age groups, in 2021, **90,721** people (**12.27%**) were in the 20-24 age group, **89,677** people (**12.13%**) in the 25-29 age group, and **79,082** people (**10.70%**) in the 30-34 age group. By 2022, these age groups were **60,040** people (**12.15%**) in the 25-29 age group, **57,731** people (**11.69%**) in the 20-24 age group, and **55,974** people (**11.33%**) in the 30-34 age group. A similar distribution is observed when considering the gender breakdown of migrants. In 2021, the age groups with the highest number of male migrants to Türkiye were 20-24 years with **51,110** people (**13.31%**), 25-29 years with **47,561** people (**12.39%**), and 30-34 years with **40,280** people (**10.49%**).

In 2022, these age groups were 25-29 years with **31,916** people (**12.22%**), 20-24 years with **31,154** people (**11.93%**), and 30-34 years with **29,754** people (**11.39%**). In 2021, the age groups with the highest number of male migrants to Türkiye were 20-24 years with **51,110** people (**13.31%**), 25-29 years with **47,561** people (**12.39%**), and 30-34 years with **40,280** people (**10.49%**). In 2022, these age groups were 25-29 years with **31,916** people (**12.22%**), 20-24 years with **31,154** people (**11.93%**), and 30-34 years with **29,754** people (**11.39%**).

5 Compiled from the data of the Turkish Statistical Institute, prepared by the authors. See: TURKSTAT, "İllere ve Vatandaşlığa Göre Türkiye'ye Gelen ve Türkiye'den Giden Göç, 2016-2022 (Uluslararası Göç İstatistikleri, 2022)".

Table 2.2. Distribution of immigration to Türkiye by age group, gender, and rate of change (%), 2021-2022⁶

Age Group	2021			2022			Rate of Change (%)		
	Male	Female	Total	Male	Female	Total	Male	Female	Total
0-4	18,677	17,978	36,655	14,972	14,233	29,205	-19.84	-20.83	-20.32
5-9	20,308	19,201	39,509	14,043	13,281	27,324	-30.85	-30.83	-30.84
10-14	19,288	18,020	37,308	12,018	10,962	22,980	-37.69	-39.17	-38.40
15-19	35,961	26,149	62,110	24,251	19,204	43,455	-32.56	-26.56	-30.04
20-24	51,110	39,611	90,721	31,154	26,577	57,731	-39.05	-32.91	-36.36
25-29	47,561	42,116	89,677	31,916	28,124	60,040	-32.89	-33.22	-33.05
30-34	40,280	38,802	79,082	29,754	26,220	55,974	-26.13	-32.43	-29.22
35-39	33,799	33,877	67,676	25,126	22,017	47,143	-25.66	-35.01	-30.34
40-44	27,796	27,752	55,548	19,252	16,437	35,689	-30.74	-40.77	-35.75
45-49	23,064	23,234	46,298	15,089	13,041	28,130	-34.58	-43.87	-39.24
50-54	19,689	20,668	40,357	12,815	11,932	24,747	-34.91	-42.27	-38.68
55-59	17,012	17,914	34,926	10,731	10,314	21,045	-36.92	-42.42	-39.74
60-64	12,222	13,180	25,402	8,265	8,264	16,529	-32.38	-37.30	-34.93
65-69	8,796	8,438	17,234	6,064	5,960	12,024	-31.06	-29.37	-30.23
70-74	4,527	4,623	9,150	2,959	3,458	6,417	-34.64	-25.20	-29.87
75+	3,894	3,817	7,711	2,792	2,827	5,619	-28.30	-25.94	-27.13
Total	383,984	355,380	739,364	261,201	232,851	494,052	-31.98	-34.48	-33.18

In 2021, out of the people leaving Türkiye, **160,216 (55.70%)** were male and **127,435 (44.30%)** were female. In 2022, the number of males increased to **260,245 (55.74%)**, while the number of females rose to **206,669 (44.26%)**. When examining the distribution of emigrants from Türkiye by age groups, the age groups with the highest number of departures in 2021 were 25-29 years with **41,503** people (**14.43%**), 30-34 years with **35,508** people (**12.34%**), and 20-24 years with **33,258** people (**11.56%**). In 2022, the highest numbers of emigrants were in the 25-29 age group with **73,838** people (**15.81%**), the 30-34 age group with **62,742** people (**13.44%**), and the 20-24 age group with **59,841** people (**12.82%**).

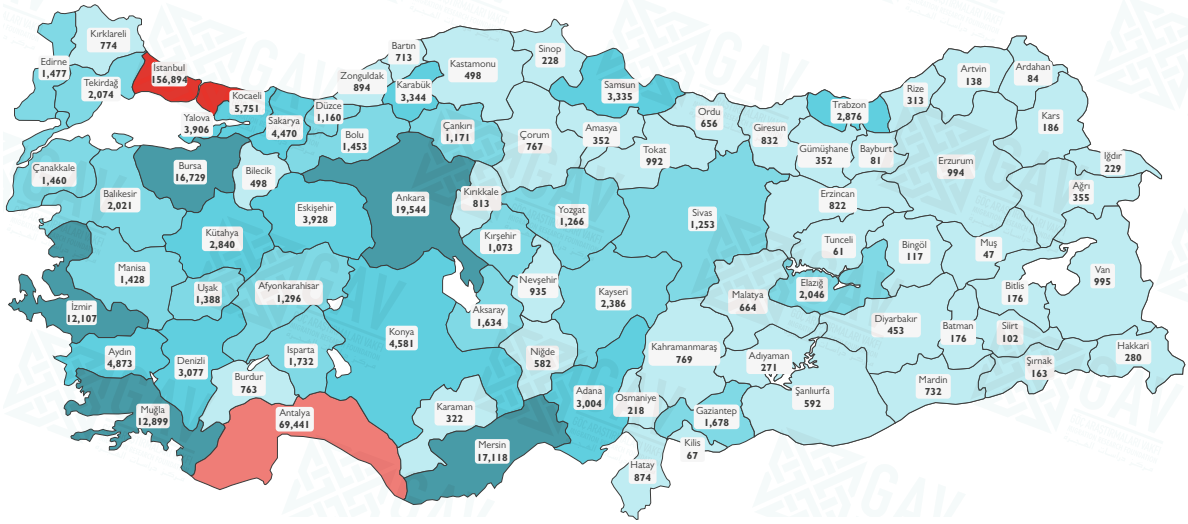
⁶ Compiled from the data of the Turkish Statistical Institute, prepared by the authors. See: TURKSTAT, "Yaş Grubu ve Cinsiyete Göre Türkiye'ye Gelen ve Türkiye'den Giden Göç, 2016-2022 (Uluslararası Göç İstatistikleri, 2022)" accessed August 7, 2023. The data published by TURKSTAT does not include any indication of whether the migrating population is foreign or Turkish citizens residing abroad. Therefore, it is assumed that both groups are included in these publicly shared statistics.

Table 2.3. Distribution of emigration from Türkiye by age group, gender, and rate of change (%), 2021-2022⁷

Age Group	2021			2022			Rate of Change (%)		
	Male	Female	Total	Male	Female	Total	Male	Female	Total
0-4	5,214	4,848	10,062	7,442	7,096	14,538	42.73	46.37	44.48
5-9	8,528	7,932	16,460	12,343	11,596	23,939	44.73	46.19	45.44
10-14	7,607	7,286	14,893	11,185	10,620	21,805	47.04	45.76	46.41
15-19	8,419	6,686	15,105	14,766	10,704	25,470	75.39	60.10	68.62
20-24	20,689	12,569	33,258	37,894	21,947	59,841	83.16	74.61	79.93
25-29	24,649	16,854	41,503	44,751	29,087	73,838	81.55	72.58	77.91
30-34	19,685	15,823	35,508	35,558	27,184	62,742	80.64	71.80	76.70
35-39	16,681	13,232	29,913	27,403	22,011	49,414	64.28	66.35	65.19
40-44	13,721	10,738	24,459	20,752	17,271	38,023	51.24	60.84	55.46
45-49	10,577	8,248	18,825	15,138	13,208	28,346	43.12	60.14	50.58
50-54	7,833	6,654	14,487	11,346	11,072	22,418	44.85	66.40	54.75
55-59	5,992	5,330	11,322	8,097	8,864	16,961	35.13	66.30	49.81
60-64	3,880	4,072	7,952	5,445	6,700	12,145	40.34	64.54	52.73
65-69	2,658	2,865	5,523	3,872	4,335	8,207	45.67	51.31	48.60
70-74	1,966	2,188	4,154	2,113	2,505	4,618	7.48	14.49	11.17
75+	2,117	2,110	4,227	2,140	2,469	4,609	1.09	17.01	9.04
Total	160,216	127,435	287,651	260,245	206,669	466,914	62.43	62.18	62.32

Map 2.1 depicts the distribution of foreign nationals who migrated to Türkiye by province. According to the map, every province in Türkiye has received international migrants, with the western provinces seeing the most migration. Furthermore, **seven** provinces received **more than 10,000** foreign nationals, while **44** provinces had **fewer than 1,000** foreign migrants.

7 Compiled from the data of the Turkish Statistical Institute, prepared by the authors. See: TURKSTAT, "Yaş Grubu ve Cinsiyete Göre Türkiye'ye Gelen ve Türkiye'den Giden Göç, 2016-2022 (Uluslararası Göç İstatistikleri, 2022)". The data published by TURKSTAT does not indicate whether the migrating population consists of foreign nationals or Turkish citizens residing abroad. Therefore, it is assumed that both groups are included in these publicly shared statistics.



Map 2.1. Distribution of foreign nationals immigrating to Türkiye by province, 2022⁸

When looking at the provinces where Turkish citizens migrated to in Türkiye, it can be seen that there are **six** provinces where **more than 2,500** Turkish citizens migrated, while **57** provinces saw **fewer than 1,000** Turkish citizens arriving.



Map 2.2. Distribution of Turkish citizens immigrating to Türkiye by province, 2022⁹

The cities preferred by migrants for settlement in Türkiye are clearly dominated by Istanbul, Ankara, and Antalya, ranking among the top 10 cities. Particularly, Istanbul ranks first in both 2021 and 2022, with over **500,000** migrants. In 2021, the highest number of migrants came to Istanbul with **353,141** people (**47.76%**), followed by Antalya with **60,293** people (**8.15%**) and Ankara with **49,793** people (**6.73%**). In 2022, these cities were ranked as follows: Istanbul with **174,734** people (**35.37%**), Antalya with **73,109** people (**14.80%**), and Ankara with **26,721** people (**5.41%**).

8 Compiled from the data of the Turkish Statistical Institute, prepared by the authors. See: TURKSTAT, "İllere ve Vatandaşlığa Göre Türkiye'ye Gelen ve Türkiye'den Giden Göç, 2016-2022 (Uluslararası Göç İstatistikleri, 2022)".

9 Compiled from the data of the Turkish Statistical Institute, prepared by the authors. See: TURKSTAT, "İllere ve Vatandaşlığa Göre Türkiye'ye Gelen ve Türkiye'den Giden Göç, 2016-2022 (Uluslararası Göç İstatistikleri, 2022)".

In 2021, foreign nationals who migrated to Türkiye settled mostly in İstanbul with **333,821** people (**54.27%**), followed by Antalya with **56,350** people (**9.16%**), and Ankara with **41,434** people (**6.74%**). By 2022, these cities were ranked as follows: İstanbul with **156,894** people (**39.26%**), Antalya with **69,441** people (**17.38%**), and Ankara with **19,544** people (**4.89%**). On the other hand, Turkish citizens migrating to Türkiye preferred different provinces. In 2021, the provinces with the highest number of Turkish citizens migrating were İstanbul with **19,320** people (**15.55%**), Ankara with **8,359** people (**6.73%**), and Konya with **5,589** people (**4.50%**). In 2022, the provinces with the highest number of Turkish migrants were İstanbul with **17,840** people (**18.90%**), Ankara with **7,177** people (**7.60%**), and İzmir with **4,902** people (**5.19%**).

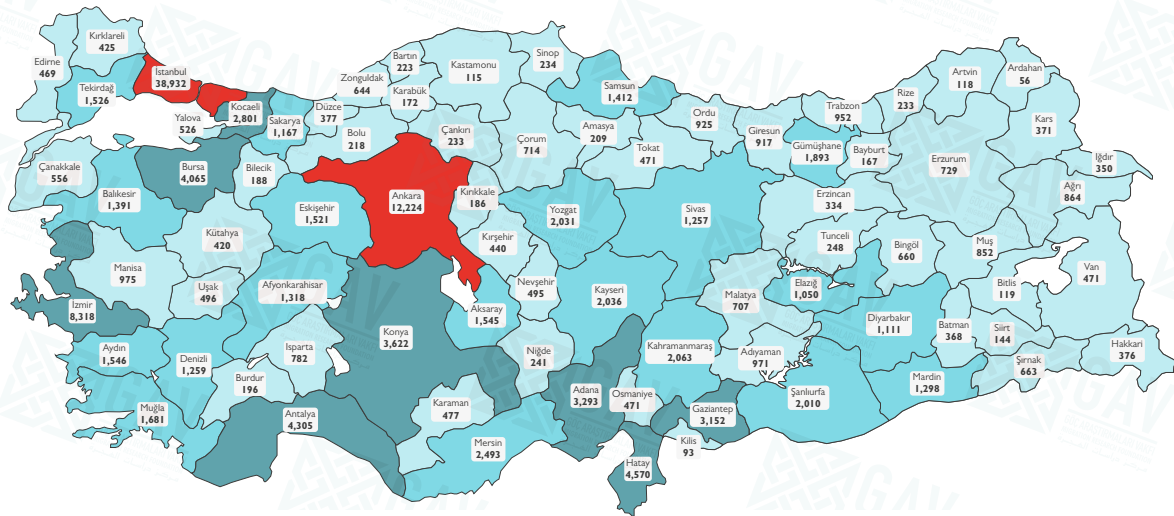
Table 2.4. Distribution of immigration to Türkiye by province and nationality, and rate of change (%), 2021-2022¹⁰

Province	2021			2022			Rate of Change (%)		
	Turkish Citizen	Foreign National	Total	Turkish Citizen	Foreign National	Total	Turkish Citizen	Foreign National	Total
Ankara	8,359	41,434	49,793	7,177	19,544	26,721	-14.14	-52.83	-46.34
Antalya	3,943	56,350	60,293	3,668	69,441	73,109	-6.97	23.23	21.26
Aydın	2,794	2,976	5,770	2,114	4,873	6,987	-24.34	63.74	21.09
Bursa	2,916	17,307	20,223	2,381	16,729	19,110	-18.35	-3.34	-5.50
İstanbul	19,320	333,821	353,141	17,840	156,894	174,734	-7.66	-53.00	-50.52
İzmir	5,581	9,337	14,918	4,902	12,107	17,009	-12.17	29.67	14.02
Kocaeli	1,746	6,361	8,107	1,654	5,751	7,405	-5.27	-9.59	-8.66
Konya	5,589	6,810	12,399	3,260	4,581	7,841	-41.67	-32.73	-36.76
Mersin	2,139	15,618	17,757	1,841	17,118	18,959	-13.93	9.60	6.77
Muğla	1,674	6,247	7,921	1,519	12,899	14,418	-9.26	106.48	82.02
Sakarya	1,561	6,586	8,147	1,420	4,470	5,890	-9.03	-32.13	-27.70
Samsun	2,411	13,162	15,573	1,700	3,335	5,035	-29.49	-74.66	-67.67
Yalova	583	10,875	11,458	497	3,906	4,403	-14.75	-64.08	-61.57
Other	65,653	88,211	153,864	44,436	67,995	112,431	-32.32	-22.92	-26.93
Total	124,269	615,095	739,364	94,409	399,643	494,052	-24.03	-35.03	-33.18

When examining Map 2.3, which shows the distribution of foreign nationals migrating abroad from Türkiye in 2022 by province, it can be seen that there were **four** provinces where **more than 10,000** foreign nationals departed, while **43** provinces saw **fewer than 1,000** foreign nationals leaving.

10 Cells highlighted in red indicate that the province in question was not among the top 10 provinces with the highest migration in the relevant year. Compiled from the data of the Turkish Statistical Institute, prepared by the authors. See: TURKSTAT, "İllere ve Vatandaşlığa Göre Türkiye'ye Gelen ve Türkiye'den Giden Göç, 2016-2022 (Uluslararası Göç İstatistikleri, 2022)".

The number of provinces where **more than 10,000** Turkish citizens migrated abroad is **10**, while **51** provinces saw **fewer than 1,000** Turkish citizens leaving.



In 2021, the provinces with the highest number of people emigrating abroad were Istanbul with **101,350** people (**35.23%**), Ankara with **34,208** people (**11.89%**), and Antalya with **17,839** people (**6.20%**). In 2022, these provinces were ranked as follows: Istanbul with **184,638** people (**39.54%**), Ankara with **45,552** people (**9.76%**), and Antalya with **31,166** people (**6.67%**).

11 Compiled from the data of the Turkish Statistical Institute, prepared by the authors. See: TURKSTAT, "İllere ve Vatandaşlığa Göre Türkiye'ye Gelen ve Türkiye'den Giden Göç, 2016-2022 (Uluslararası Göç İstatistikleri, 2022)".

12 Compiled from the data of the Turkish Statistical Institute, prepared by the authors. See: TURKSTAT, "İllere ve Vatandaşlığa Göre Türkiye'ye Gelen ve Türkiye'den Giden Göç, 2016-2022 (Uluslararası Göç İstatistikleri, 2022)".

(**44.51%**), Ankara with **33,328** people (**10.18%**), and Antalya with **26,861** people (**8.20%**). On the other hand, the provinces with the highest number of Turkish citizens emigrating abroad were Istanbul with **28,308** people (**27.32%**), Ankara with **9,140** people (**8.82%**), and Izmir with **6,234** people (**6.02%**) in 2021. By 2022, these provinces saw the following departures: Istanbul with **38,932** people (**27.90%**), Ankara with **12,224** people (**8.76%**), and Izmir with **8,318** people (**5.96%**).

Table 2.5. Distribution of emigration from Türkiye by province and nationality, and rate of change (%), 2021-2022¹³

Province	2021			2022			Rate of Change (%)		
	Turkish Citizen	Foreign National	Total	Turkish Citizen	Foreign National	Total	Turkish Citizen	Foreign National	Total
Adana	2,210	2,008	4,218	3,293	3,507	6,800	49.00	74.65	61.21
Ankara	9,140	25,068	34,208	12,224	33,328	45,552	33.74	32.95	33.16
Antalya	3,402	14,437	17,839	4,305	26,861	31,166	26.54	86.06	74.71
Bursa	2,937	4,901	7,838	4,065	5,442	9,507	38.41	11.04	21.29
İstanbul	28,308	73,042	101,350	38,932	145,706	184,638	37.53	99.48	82.18
İzmir	6,234	4,294	10,528	8,318	5,653	13,971	33.43	31.65	32.70
Kocaeli	1,966	2,494	4,460	2,801	3,461	6,262	42.47	38.77	40.40
Konya	2,983	2,232	5,215	3,622	3,298	6,920	21.42	47.76	32.69
Mersin	1,870	3,840	5,710	2,493	6,516	9,009	33.32	69.69	57.78
Muğla	1,285	3,155	4,440	1,681	3,832	5,513	30.82	21.46	24.17
Sakarya	953	3,439	4,392	1,167	4,661	5,828	22.46	35.53	32.70
Samsun	1,009	3,217	4,226	1,412	14,401	15,813	39.94	347.65	274.18
Yalova	343	3,380	3,723	526	6,221	6,747	53.35	84.05	81.22
Other	40,973	38,531	79,504	54,692	64,496	119,188	33.48	67.39	49.91
Total	103,613	184,038	287,651	139,531	327,383	466,914	34.67	77.89	62.32

In 2021 and 2022, the highest number of migrants to Türkiye came from the Middle East, Central Asia, Africa, and Eastern Europe. In 2021, the largest number of foreign nationals arriving in Türkiye were from Iraq with **74,336** people (**10.05%**), Iran with **66,894** people (**9.06%**), and Uzbekistan with **39,999** people (**5.41%**). By 2022, these nationalities were ranked as follows: Russia with **99,786** people (**20.20%**), Ukraine with **32,465** people (**6.57%**), and Iran with **25,802** people (**5.22%**).

Looking at the changes in the number of people arriving in Türkiye in 2022 compared to the previous year, the nationalities with the highest positive change were Ukraine with a **279.93%** increase, followed by Russia with a **217.15%** increase. The nationalities with the greatest negative change were Somalia with a decrease of **77.01%**, Syria with a decrease of **66.06%**, and Turkmenistan with a decrease of **63.80%**.

13 Cells highlighted in red indicate that the province in question was not among the top 10 provinces with the highest migration in the relevant year. Compiled from the data of the Turkish Statistical Institute, prepared by the authors. See: TURKSTAT, "İllere ve Vatandaşlığa Göre Türkiye'ye Gelen ve Türkiye'den Giden Göç, 2016-2022 (Uluslararası Göç İstatistikleri, 2022)".

Table 2.6. Distribution of foreign nationals immigrating to Türkiye by top 10 nationalities and rate of change (%), 2021- 2022¹⁴

Nationality	2021			2022			Rate of Change (%)		
	Male	Female	Total	Male	Female	Total	Male	Female	Total
Afghanistan	21,001	13,068	34,069	14,919	6,550	21,469	-28.96	-49.88	-36.98
Germany	7,017	6,167	13,184	6,167	5,310	11,477	-12.11	-13.90	-12.95
Azerbaijan	14,315	12,751	27,066	9,288	8,944	18,232	-35.12	-29.86	-32.64
Iraq	39,557	34,779	74,336	10,228	9,017	19,245	-74.14	-74.07	-74.11
Iran	33,758	33,226	66,984	12,560	13,242	25,802	-62.79	-60.15	-61.48
Kazakhstan	8,452	11,699	20,151	6,997	8,716	15,713	-17.21	-25.50	-22.02
Uzbekistan	15,290	24,709	39,999	5,660	9,458	15,118	-62.98	-61.72	-62.20
Russia	13,348	18,115	31,463	56,236	43,550	99,786	321.31	140.41	217.15
Somalia	8,201	7,232	15,433	1,926	1,622	3,548	-76.52	-77.57	-77.01
Syria	18,964	18,080	37,044	5,325	7,246	12,571	-71.92	-59.92	-66.06
Ukraine	2,494	6,051	8,545	10,331	22,134	32,465	314.23	265.79	279.93
Turkmenistan	13,635	10,830	24,465	4,055	4,801	8,856	-70.26	-55.67	-63.80
Other	187,952	158,673	346,625	117,509	92,261	209,770	-37.48	-41.85	-39.48
Total	383,984	355,380	739,364	261,201	232,851	494,052	-31.98	-34.48	-33.18

When examining the distribution of foreign nationals emigrating from Türkiye by nationality in the top 10, in 2021, the highest number of emigrants were from Iraq with **40,124** people (**13.95%**), Afghanistan with **12,321** people (**4.28%**), and Iran with **10,267** people (**3.57%**). By 2022, these nationalities were ranked as follows: Iraq with **65,406** people (**14.01%**), Iran with **34,563** people (**7.40%**), and Uzbekistan with **22,894** people (**4.90%**).

Table 2.7. Distribution of foreign nationals emigrating from Türkiye by top 10 nationalities and rate of change (%), 2021- 2022¹⁵

Nationality	2021			2022			Rate of Change (%)		
	Male	Female	Total	Male	Female	Total	Male	Female	Total
Afghanistan	7,699	4,622	12,321	12,418	7,164	19,582	61.29	55.00	58.93
Azerbaijan	3,958	3,422	7,380	7,941	5,984	13,925	100.63	74.87	88.69
Iraq	22,283	17,841	40,124	35,379	30,027	65,406	58.77	68.30	63.01

14 Cells highlighted in red indicate that the province in question was not among the top 10 provinces with the highest migration in the relevant year. Compiled from the data of the Turkish Statistical Institute, prepared by the authors. See: TURKSTAT, "İllere ve Vatandaşlığa Göre Türkiye'ye Gelen ve Türkiye'den Giden Göç, 2016-2022 (Uluslararası Göç İstatistikleri, 2022)".

15 Cells highlighted in red indicate that the nationality in question was not among the top 10 nationalities with the highest migration from Türkiye in the relevant year. Compiled from the data of the Turkish Statistical Institute, prepared by the authors. See: TURKSTAT, "Vatandaşlık Ülkesine Göre Türkiye'ye Gelen ve Türkiye'den Giden Göç, 2016-2022 (Uluslararası Göç İstatistikleri, 2022)".

Iran	5,564	4,703	10,267	18,750	15,813	34,563	236.99	236.23	236.64
Kazakhstan	1,327	1,805	3,132	3,080	4,098	7,178	132.10	127.04	129.18
Libya	4,179	2,539	6,718	3,937	2,783	6,720	-5.79	9.61	0.03
Egypt	3,428	1,791	5,219	2,470	1,369	3,839	-27.95	-23.56	-26.44
Uzbekistan	2,754	4,951	7,705	9,581	13,313	22,894	247.89	168.90	197.13
Russia	2,959	4,225	7,184	5,021	6,841	11,862	69.69	61.92	65.12
Somalia	2,673	2,164	4,837	5,747	4,755	10,502	115.00	119.73	117.12
Syria	5,418	4,097	9,515	4,210	2,802	7,012	-22.30	-31.61	-26.31
Turkmenistan	5,140	3,829	8,969	10,055	5,554	15,609	95.62	45.05	74.03
Other	92,834	71,446	164,280	141,656	106,166	247,822	52.59	48.60	50.85
Total	160,216	127,435	287,651	260,245	206,669	466,914	62.43	62.18	62.32

According to the data announced by TURKSTAT, by the end of 2022, there were a total of **1,823,836** foreign nationals in Türkiye, with **902,124 (49.96%)** males and **921,712 (50.04%)** females. However, these numbers do not include Syrians in Türkiye under temporary protection status, those with visas or residence permits for less than three months. The relevant data includes those residing in Türkiye with residence and work permits, those under international protection, and blue card holders.

The number of foreigners who started residing in Türkiye before 2017 was **407,888**, with **195,132** males (**47.84%**) and **212,756** females (**52.16%**). By 2022, the number of foreigners who began residing in Türkiye increased to **408,027**, with **209,675** males (**51.39%**) and **198,352** females (**42.61%**). Among the years shown in Figure 2.4, 2021 was the year with the highest number of foreigners starting to reside in Türkiye, with **410,761** individuals. Additionally, it is notable that in 2022, the number of males starting to reside (**209,675**) exceeded that of females (**198,352**).

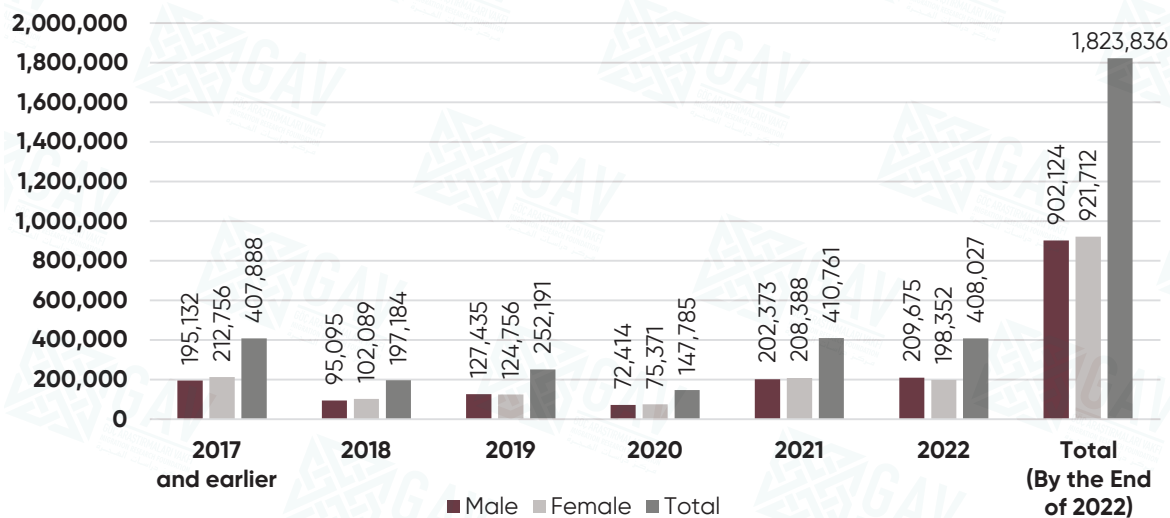


Figure 2.4. Foreign nationals residing in Türkiye by year of settlement, 2017-2022¹⁶

16 TCompiled from the data of the Turkish Statistical Institute, prepared by the authors. See: Türkiye İstatistik Kurumu (TURKSTAT), "Türkiye'de İkamet Etmeye Başladığı Yıla, Cinsiyete ve Yaş Grubuna Göre Yabancı Uyruklu Nüfus, 2022 (Adrese Dayalı Nüfus Kayıt Sistemi Sonuçları,

According to the year of residence, the age groups of the foreign national population show the following distribution: In 2017 and earlier, the largest groups were 30–34 years with **47,182** people (**11.57%**), 25–29 years with **46,274** people (**11.34%**), and 35–39 years with **41,659** people (**10.21%**). By the end of 2022, these age groups were 25–29 years with **221,354** people (**12.14%**), 20–24 years with **210,958** people (**11.57%**), and 30–34 years with **209,223** people (**11.47%**). Based on this data, it can be said that the foreign national population in Türkiye “became younger” from 2017 to 2022. Moreover, the number of foreigners under the age of 15 was **50,239** (**12.32%**) in 2017 and earlier, but by the end of 2022, this number had risen to **305,671** (**16.76%**), which can be presented as evidence of the “youthening” of the foreign national population in Türkiye.

Table 2.8. *Distribution of foreign nationals residing in Türkiye by year of residence and age group, 2017–2022¹⁷*

Age Groups	2017 and Earlier	Unaccumulated					Total (By the End of 2022)
		2018	2019	2020	2021	2022	
0–4	–	5,489	10,535	10,873	24,809	32,437	84,143
5–9	22,010	19,175	15,659	8,106	23,171	22,256	110,377
10–14	28,229	18,511	16,298	7,270	22,330	18,513	111,151
15–19	27,573	15,043	14,601	6,692	30,813	39,227	133,949
20–24	36,944	22,225	27,840	16,853	54,128	52,968	210,958
25–29	46,274	22,001	31,824	19,062	50,082	52,111	221,354
30–34	47,182	20,348	30,084	17,746	45,131	48,732	209,223
35–39	41,659	17,845	25,895	14,721	38,796	39,598	178,514
40–44	35,822	15,056	20,875	11,721	30,734	27,214	141,422
45–49	30,069	11,365	16,063	9,156	23,819	19,769	110,241
50–54	26,171	9,294	13,089	7,808	20,045	16,231	92,638
55–59	21,858	7,256	10,115	6,479	16,444	13,391	75,543
60–64	14,975	5,283	7,552	4,865	12,893	10,938	56,506
65–69	11,577	4,197	5,550	3,460	9,053	7,658	41,495
70–74	8,569	2,275	3,163	1,639	4,718	4,021	24,385
75+	8,976	1,821	3,048	1,334	3,795	2,963	21,937
Total	407,888	197,184	252,191	147,785	410,761	408,027	1,823,836

When examining the distribution of the foreign national population in Türkiye by nationality, based on the year of residence (without accumulation), in 2021, the largest number of foreign nationals starting to reside in Türkiye were from Iraq with **46,919** people (**11.42%**), Iran with **39,455** people (**9.61%**), and Afghanistan with **30,677** people (**7.47%**). By 2022, these nationalities were ranked as follows: Russia with **99,898** people (**24.48%**), Ukraine with **32,539** people (**7.97%**), and Iran with **25,997** people (**6.37%**).

2022)” accessed August 24, 2023.

17 Compiled from the data of the Turkish Statistical Institute, prepared by the authors. See: TURKSTAT, “Türkiye’de İkamet Etmeye Başladığı Yıla, Cinsiyete ve Yaş Grubuna Göre Yabancı Uyruklu Nüfus, 2022 (Adrese Dayalı Nüfus Kayıt Sistemi Sonuçları, 2022)”.

Table 2.9. Distribution of foreign nationals residing in Türkiye by year of residence and top 10 nationalities, 2017–2022¹⁸

Nationality	2021			2022			Rate of Change (%)		
	Male	Female	Total	Male	Female	Total	Male	Female	Total
Afghanistan	18,239	12,438	30,677	16,618	8,174	24,792	-8.89	-34.28	-19.18
Germany	6,303	5,503	11,806	6,175	5,315	11,490	-2.03	-3.42	-2.68
Azerbaijan	8,867	8,735	17,602	9,328	8,977	18,305	5.20	2.77	3.99
Iraq	24,300	22,619	46,919	11,606	10,350	21,956	-52.24	-54.24	-53.20
Iran	18,733	20,722	39,455	12,667	13,330	25,997	-32.38	-35.67	-34.11
Kazakhstan	5,701	8,130	13,831	7,012	8,730	15,742	23.00	7.38	13.82
Uzbekistan	7,492	14,970	22,462	5,681	9,475	15,156	-24.17	-36.71	-32.53
Russia	9,255	13,036	22,291	56,294	43,604	99,898	508.25	234.49	348.15
Syria	14,253	14,787	29,040	5,539	7,446	12,985	-61.14	-49.64	-55.29
Ukraine	1,383	4,040	5,423	10,378	22,161	32,539	650.40	448.54	500.02
Turkmenistan	11,111	9,396	20,507	4,104	4,843	8,947	-63.06	-48.46	-56.37
Other	76,736	74,012	150,748	64,273	55,947	120,220	-16.24	-24.41	-20.25
Total	202,373	208,388	410,761	209,675	198,352	408,027	3.61	-4.82	-0.67

The Turkish Statistical Institute (TURKSTAT), which publishes foreign national population statistics in Türkiye, includes individuals with residence permits, work permits, those under international protection, and blue card holders who have renounced Turkish citizenship. However, categories such as temporary protection and tourism are excluded from the scope of these statistics. According to the data published by TURKSTAT, in 2021, there were a total of **1,792,036** foreign nationals in Türkiye, with **890,857** males (**49.71%**) and **901,179** females (**50.29%**). In 2022, the total number of foreign nationals in Türkiye was **1,823,836**, with **902,124** males (**49.46%**) and **921,712** females (**50.54%**).

When examining the distribution of foreign nationals in Türkiye by nationality, in 2021, the largest foreign national populations were from Iraq with **322,015** people (**17.97%**), Afghanistan with **183,567** people (**10.24%**), and Iran with **128,883** people (**7.19%**). By 2022, these nationalities were ranked as follows: Iraq with **275,305** people (**15.09%**), Afghanistan with **186,160** people (**10.21%**), and Russia with **151,049** people (**8.28%**). On the other hand, the nationalities with the highest number of males were Iraq with **166,675** people (**18.71%**), Afghanistan with **106,625** people (**11.97%**), and Turkmenistan with **65,140** people (**7.31%**) in 2021. In 2022, these nationalities were ranked as follows: Iraq with **140,973** people (**15.63%**), Afghanistan with **109,123**

¹⁸ Cells highlighted in red indicate that the nationality in question was not among the top 10 nationalities with the highest number of people starting to reside in Türkiye in the relevant year. Compiled from the data of the Turkish Statistical Institute, prepared by the authors. See: Turkish Statistical Institute (TURKSTAT), "Türkiye'de İkamet Etmeye Başladığı Yıla, Cinsiyete ve Vatandaşlık Ülkesine Göre Yabancı Uyruklu Nüfus, 2022 (Adrese Dayalı Nüfus Kayıt Sistemi Sonuçları, 2022)" accessed August 24, 2023.

people (12.10%), and Russia with 75,060 people (8.32%). The nationalities with the highest number of females were Iraq with 155,340 people (17.24%), Afghanistan with 76,942 people (8.54%), and Iran with 64,136 people (7.12%) in 2021. By 2022, these nationalities were ranked as follows: Iraq with 134,332 people (14.57%), Afghanistan with 77,037 people (8.36%), and Russia with 75,989 people (8.24%).

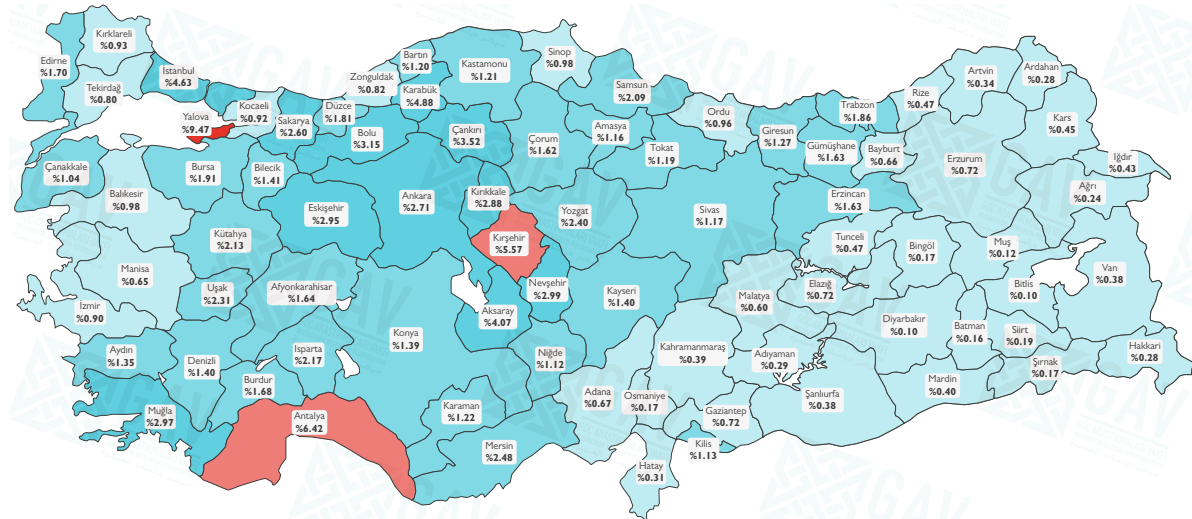
Table 2.10. Distribution of foreign nationals residing in Türkiye by top 10 nationalities and gender, 2021-2022¹⁹

Nationality	2021			2022			Rate of Change (%)		
	Male	Female	Total	Male	Female	Total	Male	Female	Total
Afghanistan	106,625	76,942	183,567	109,123	77,037	186,160	2.34	0.12	1.41
Germany	50,203	52,389	102,592	54,532	55,921	110,453	8.62	6.74	7.66
Azerbaijan	31,490	37,072	68,562	31,558	37,326	68,884	0.22	0.69	0.47
Iraq	166,675	155,340	322,015	140,973	134,332	275,305	-15.42	-13.52	-14.51
Iran	64,747	64,136	128,883	56,827	60,199	117,026	-12.23	-6.14	-9.20
Kazakhstan	15,927	23,527	39,454	18,845	26,685	45,530	18.32	13.42	15.40
Uzbekistan	23,085	48,060	71,145	18,691	43,063	61,754	-19.03	-10.40	-13.20
Russia	25,170	41,616	66,786	75,060	75,989	151,049	198.21	82.60	126.17
Syria	56,555	47,999	104,554	51,385	47,975	99,360	-9.14	-0.05	-4.97
Turkmenistan	65,140	58,825	123,965	59,037	57,410	116,447	-9.37	-2.41	-6.06
Ukraine	5,225	18,152	23,377	13,977	36,380	50,357	167.50	100.42	115.41
Other	280,015	277,121	557,136	272,116	269,395	541,511	-2.82	-2.79	-2.80
Total	890,857	901,179	1,792,036	902,124	921,712	1,823,836	1.26	2.28	1.77

Looking at the distribution of foreigners across provinces in Türkiye, it can be seen that foreign nationals are present in all **81** provinces. The number of provinces with **more than 100,000** foreign nationals is three (Ankara, Antalya, and İstanbul), while the number of provinces with **more than 25,000** foreign nationals is nine. Additionally, there are **42** provinces where the number of foreign nationals living ranges **from 1,000 to 10,000**, and **13** provinces have **fewer than 1,000** foreign nationals.

¹⁹ Cells highlighted in red indicate that the nationality in question was not among the top 10 nationalities with the highest number of foreign nationals in Türkiye in the relevant year. Compiled from the data of the Turkish Statistical Institute, prepared by the authors. See: Turkish Statistical Institute (TURKSTAT), "Vatandaşlık Ülkesine Göre Yabancı Nüfus (Adrese Dayalı Nüfus Kayıt Sistemi Sonuçları, 2022)" accessed February 5, 2023.

In 2022, the ratio of foreign nationals to Turkish citizens in Türkiye was **2.14%**. On the other hand, the number of provinces where this ratio is **above 5%** is three (Istanbul, Antalya, Kırşehir), while the number of provinces where the ratio is **below 1%** is **37**.



The provinces with the fewest foreign nationals in Türkiye in 2021 were Bitlis with **207** people (**0.01%**), Ardahan with **270** people (**0.01%**), and Tunceli with **366** people (**0.02%**). By 2022, these provinces were ranked as follows: Ardahan with **260** people (**0.01%**), Bitlis with **349** people (**0.02%**), and Tunceli with **397** people (**0.02%**).

21 Compiled from the data of the Turkish Statistical Institute, prepared by the authors. See: TURKSTAT, "İllere ve Cinsiyete Göre Yabancı Nüfus (Adrese Dayalı Nüfus Kayıt Sistemi Sonuçları, 2022)"; TURKSTAT, "İl, Tek Yaş ve Cinsiyete Göre Nüfus, 2007-2022 (Adrese Dayalı Nüfus Kayıt Sistemi Sonuçları, 2022)" accessed August 24, 2023.

Table 2.11. *Distribution of foreign nationals residing in Türkiye by province, 2021-2022²²*

Province	2021		2022		Province	2021		2022	
	Number	Rate (%)	Number	Rate (%)		Number	Rate (%)	Number	Rate (%)
Adana	15,899	0.88	15,320	0.84	Kahramanmaraş	4,260	0.23	4,547	0.25
Adıyaman	1,625	0.09	1,852	0.10	Karabük	10,727	0.59	12,305	0.67
Afyonkarahisar	12,419	0.69	12,255	0.67	Karaman	3,201	0.17	3,172	0.17
Ağrı	1,117	0.06	1,211	0.07	Kars	1,626	0.09	1,246	0.07
Aksaray	17,436	0.97	17,607	0.97	Kastamonu	5,242	0.29	4,586	0.25
Amasya	4,206	0.23	3,929	0.22	Kayseri	20,859	1.16	20,186	1.11
Ankara	173,264	9.66	156,786	8.60	Kırıkkale	8,357	0.46	7,990	0.44
Antalya	136,946	7.64	172,487	9.46	Kırklareli	3,118	0.17	3,428	0.19
Ardahan	270	0.01	260	0.01	Kırşehir	14,005	0.78	13,630	0.75
Artvin	604	0.03	581	0.03	Kilis	2,009	0.11	1,676	0.09
Aydın	12,090	0.67	15,532	0.85	Kocaeli	17,384	0.97	19,134	1.05
Balıkesir	11,991	0.66	12,341	0.68	Konya	30,486	1.70	31,974	1.75
Bartın	2,206	0.12	2,434	0.13	Kütahya	11,773	0.65	12,395	0.68
Batman	1,247	0.06	1,033	0.06	Malatya	4,766	0.26	4,844	0.27
Bayburt	575	0.03	553	0.03	Manisa	9,554	0.53	9,505	0.52
Bilecik	3,516	0.19	3,234	0.18	Mardin	3,109	0.17	3,506	0.19
Bingöl	403	0.02	487	0.03	Mersin	39,172	2.18	47,593	2.61
Bitlis	207	0.01	349	0.02	Muğla	22,547	1.25	31,123	1.71
Bolu	11,077	0.61	10,113	0.55	Muş	456	0.02	469	0.03
Burdur	5,115	0.28	4,613	0.25	Nevşehir	9,264	0.51	9,278	0.51
Bursa	54,276	3.02	61,150	3.35	Niğde	4,612	0.25	4,101	0.22
Çanakkale	6,039	0.33	5,828	0.32	Ordu	7,766	0.43	7,360	0.40
Çankırı	6,489	0.36	6,888	0.38	Osmaniye	840	0.04	934	0.05
Çorum	9,955	0.55	8,486	0.47	Rize	1,718	0.09	1,620	0.09
Denizli	15,991	0.89	14,822	0.81	Sakarya	28,086	1.56	28,095	1.54
Diyarbakır	1,657	0.09	1,728	0.09	Samsun	39,912	2.22	28,655	1.57
Düzce	6,978	0.38	7,333	0.40	Siirt	721	0.04	626	0.03
Edirne	5,900	0.32	7,035	0.39	Sinop	2,314	0.12	2,156	0.12
Elazığ	2,436	0.13	4,238	0.23	Sivas	7,194	0.40	7,401	0.41

22 Compiled from the data of the Turkish Statistical Institute, prepared by the authors. See: TURKSTAT, "İllere ve Cinsiyete Göre Yabancı Nüfus (Adrese Dayalı Nüfus Kayıt Sistemi Sonuçları, 2022)" accessed August 7, 2023.

Erzincan	3,720	0.20	3,907	0.21	Şanlıurfa	10,616	0.59	8,242	0.45
Erzurum	4,916	0.27	5,388	0.30	Şırnak	866	0.04	941	0.05
Eskişehir	26,362	1.47	26,785	1.47	Tekirdağ	7,641	0.42	9,107	0.50
Gaziantep	18,020	1.00	15,567	0.85	Tokat	7,103	0.39	7,095	0.39
Giresun	5,621	0.31	5,732	0.31	Trabzon	14,333	0.79	15,180	0.83
Gümüşhane	2,221	0.12	2,363	0.13	Tunceli	366	0.02	397	0.02
Hakkari	1,347	0.07	764	0.04	Uşak	8,471	0.47	8,662	0.47
Hatay	5,093	0.28	5,250	0.29	Van	4,983	0.27	4,292	0.24
Iğdır	954	0.05	875	0.05	Yalova	31,100	1.73	28,072	1.54
İsparta	10,163	0.56	9,659	0.53	Yozgat	10,510	0.58	10,062	0.55
İstanbul	740,954	41.34	736,280	40.37	Zonguldak	4,931	0.27	4,821	0.26
İzmir	34,733	1.93	40,375	2.21	Grand Total	1,792,036	100.00	1,823,836	100.00

In 2021, the provinces with the highest number of foreign residents were Istanbul with **740,954** people (**41.35%**), Ankara with **173,264** people (**9.67%**), and Antalya with **136,946** people (**7.64%**). By 2022, these provinces were ranked as follows: Istanbul with **736,280** people (**40.37%**), Antalya with **172,487** people (**9.46%**), and Ankara with **156,786** people (**8.60%**). On the other hand, the proportion of residence permit holders in the top 10 provinces with the highest number of foreign residents compared to all residence permit holders in Türkiye was **73.04%** in 2021, and this ratio increased to **73.17%** in 2022.

When examining the distribution by gender, a similar pattern is observed. In 2021, the provinces with the highest number of males were Istanbul with **373,124** people (**41.88%**), Ankara with **81,706** people (**9.17%**), and Antalya with **55,726** people (**6.26%**). By 2022, these provinces were ranked as follows: Istanbul with **364,816** people (**40.44%**), Antalya with **74,552** people (**8.26%**), and Ankara with **74,037** people (**8.21%**). The provinces with the highest number of foreign females in 2021 were Istanbul with **367,830** people (**40.82%**), Ankara with **91,558** people (**10.16%**), and Antalya with **81,220** people (**9.01%**). In 2022, the provinces with the highest number of foreign females were Istanbul with **371,464** people (**40.30%**), Antalya with **97,935** people (**10.63%**), and Ankara with **82,749** people (**8.98%**).

In 2021, Istanbul had **373,124** foreign males (**50.36%**) and **367,830** foreign females (**49.64%**) residing, while in 2022, the number of males decreased to **364,816** (**49.55%**), and the number of females increased to **371,464** (**50.05%**), surpassing the number of males. A similar situation is observed in Yalova. In 2021, Yalova had **15,699** males (**50.48%**) and **15,401** females (**49.52%**) residing, while in 2022, the number of males decreased to **13,899** (**49.51%**) and the number of females increased to **14,173** (**50.49%**), making the number of females higher than the number of males.

Table 2.12. Distribution of foreign nationals in Türkiye by top 10 provinces and rate of change (%), 2021-2022²³

Province	2021			2022			Rate of Change (%)		
	Male	Female	Total	Male	Female	Total	Male	Female	Total
Ankara	81,706	91,558	173,264	74,037	82,749	156,786	-9.39	-9.62	-9.51
Antalya	55,726	81,220	136,946	74,552	97,935	172,487	33.78	20.58	25.95
Bursa	26,679	27,597	54,276	30,324	30,826	61,150	13.66	11.70	12.66
İstanbul	373,124	367,830	740,954	364,816	371,464	736,280	-2.23	0.99	-0.63
İzmir	14,508	20,225	34,733	17,753	22,622	40,375	22.37	11.85	16.24
Konya	16,725	13,761	30,486	17,187	14,787	31,974	2.76	7.46	4.88
Mersin	20,407	18,765	39,172	25,414	22,179	47,593	24.54	18.19	21.50
Muğla	8,968	13,579	22,547	13,703	17,420	31,123	52.80	28.29	38.04
Sakarya	14,462	13,624	28,086	14,462	13,633	28,095	0.00	0.07	0.03
Samsun	20,335	19,577	39,912	14,484	14,171	28,655	-28.77	-27.61	-28.20
Yalova	15,699	15,401	31,100	13,899	14,173	28,072	-11.47	-7.97	-9.74
Other	242,518	218,042	460,560	219,753	461,246	242,518	-9.39	111.54	-47.34
Total	890,857	901,179	1,792,036	902,124	921,712	1,823,836	1.26	2.28	1.77

2.2. Residence Permits

Defined as the “official document granted to stay in Türkiye,”²⁴ a residence permit is a document required for foreigners who wish to stay in Türkiye for more than 90 days and do not want to leave the country, even if their visa or visa exemption period expires.²⁵ Applicants can apply for this permit either at the Turkish consulate in their home country before coming to Türkiye²⁶ or, in certain circumstances specified in the relevant law, they can apply for a residence permit at the provincial governorships.²⁷ Another option is that applicants can apply for this permit through intermediary institutions.²⁸ Regarding the extension of residence

23 Cells highlighted in red indicate that the foreign national population in the relevant province was not among the top 10 provinces with the highest number of foreigners in the relevant year. Compiled from the data of the Turkish Statistical Institute, prepared by the authors. See: TURKSTAT, “İllere ve Cinsiyete Göre Yabancı Nüfus (Adrese Dayalı Nüfus Kayıt Sistemi Sonuçları, 2022)”.

24 YUKK, Art. 3/1-j.

25 YUKK, Art. 19.

26 YUKK, Art. 21/1.

27 YUKK, Art. 22. Applications can be made to the provincial governorships in the following cases: “In the decisions or requests of judicial or administrative authorities,” “In cases where the foreigner’s departure from Türkiye is unreasonable or impossible,” “For long-term residence permits,” “For student residence permits,” “For humanitarian residence permits,” “For victims of human trafficking residence permits,” “For transitions from family residence permits to short-term residence permits,” “For applications made by children born in Türkiye to a parent who holds a residence permit in Türkiye,” “For applications to obtain a residence permit suitable for a new stay purpose due to the expiration or change of the valid residence permit’s basis,” “For transitions to short-term residence permits by those who have completed higher education in Türkiye,” and for diplomats, consulate staff, family members, representatives of international organizations, and those exempt from residence permits, who wish to stay in Türkiye after the expiration of their documents, applications can be made to the provincial governorships.

28 YUKK, Art. 21/7.

permits, applications must also be made to the provincial governorships.²⁹

According to the procedures applied in Türkiye, a total of six types of residence permits can be granted to foreigners: short-term, family, student, long-term, humanitarian, and victim of human trafficking residence permits.³⁰ However, the data published by the Presidency of Migration Management (GİB) provides only partial details on short-term, family, and student residence permits. It is particularly considered necessary to share statistics related to the “long-term residence permit” with the public. This is because such a residence permit can be granted to foreigners who have resided in Türkiye **continuously for at least eight years**³¹ and those who obtain a long-term residence permit are often considered “candidates” for Turkish citizenship.³²

When examining the distribution of foreign nationals holding residence permits in Türkiye by year (Figure 2.5), it is evident that this number has undergone a noticeable change over the past 10 years. In 2013, **313,692** foreign nationals were granted residence permits, and by 2022, this number increased by more than one million, reaching **1,354,094**, peaking between 2013 and 2022. Since 2016, the number of residence permits has been on a rapid rise, with the only decline occurring in 2020. In fact, in 2016, **461,217** foreign nationals held residence permits in Türkiye, and by 2019, this number increased to **1,101,030**. However, due to the coronavirus pandemic, this number dropped to **886,653** in 2020. After the relatively reduced impact of the pandemic in 2021, the upward trend in residence permits continued.

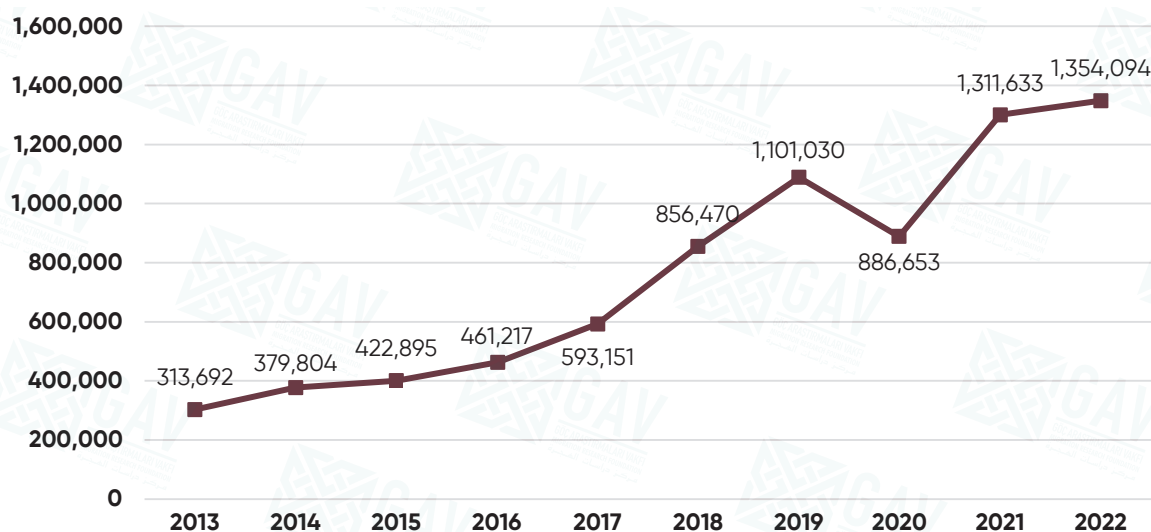


Figure 2.5.. Distribution of foreign nationals granted residence permits by year, 2013-2022³³

²⁹ YUKK, Art. 24.

³⁰ YUKK, Art. 30.

³¹ YUKK, Art. 42.

³² One of the conditions for granting Turkish citizenship to a foreigner is that the applicant must have continuously resided in Türkiye for at least five years before the application date. See: Turkish Citizenship Law (“Türk Vatandaşlığı Kanunu”), *Official Gazette* 27256 (June 12, 2009), Law No. 5901, Article 11/1-b. One of the policies regarding long-term residence permits has been learned from a statement made by the then Minister of Interior, Süleyman Soylu. According to this statement made in June 2022, Türkiye will start granting long-term residence permits to Crimean Tatar Turks. The implementation method regarding this matter was announced by the Presidency of Migration Management (GİB) in September 2022. In this context, Crimean Tatar Turks with a passport valid for at least 60 days have been able to apply for long-term residence permits. See: *Kırım Haber Ajansı (QHA)*, “İçişleri Bakanı Süleyman Soylu: Kırım Tatar Türklerine Uzun Dönem İkamet Vermeye Başlıyoruz [Minister of Interior Süleyman Soylu: We Are Starting to Grant Long-Term Residence to Crimean Tatar Turks]” (June 13, 2022) Accessed September 1, 2023. T.C. Ministry of Interior Presidency of Migration Management (GİB), “Kırım Tatar Türkleri İçin Uzun Dönem İkamet İzni Duyurusu [Long Term Residence Permit Announcement for Crimean Tatar Turks]” Accessed September 1, 2023.

³³ Compiled from the data of the Presidency of Migration Management (GİB) by the authors. See: Republic of Türkiye Ministry of Interior

Looking at the distribution of residence permits granted to foreigners in Türkiye by type, it is observed that all types of residence permits, except for short-term residence permits, increased in 2022 compared to the previous year. In 2021, a total of **1,311,633** residence permits were granted to foreigners, of which **963,562 (73.46%)** were short-term residence permits, **117,071 (8.93%)** were student residence permits, **89,752 (6.84%)** were family residence permits, and the remaining **141,248 (10.77%)** were categorized under other types. By 2022, a total of **1,354,094** residence permits were granted to foreigners. Of these, **942,411 (69.59%)** were short-term residence permits, **146,760 (10.83%)** were student residence permits, and **101,500 (7.49%)** were family residence permits. The remaining **163,423 (12.06%)** were granted under other types of residence permits.³⁴

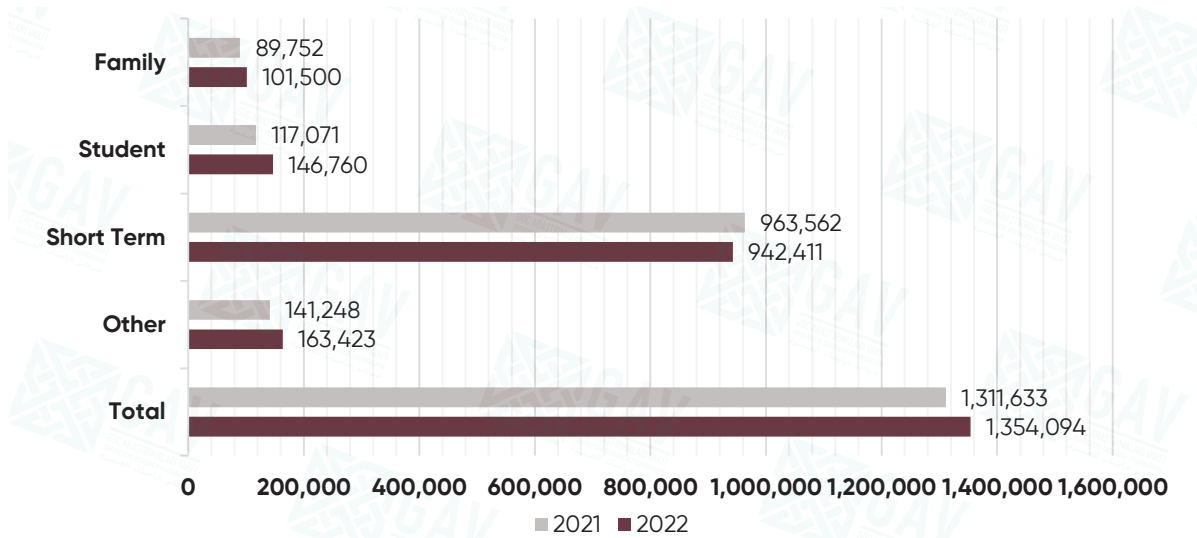


Figure 2.6. Distribution of foreign nationals granted residence permits by year, 2013–2022³⁵

When examining the distribution of residence permits granted to foreigners by nationality in Türkiye (Table 2.13), the largest number of residence permits were granted to individuals from the following countries in 2021: **163,650** people (**12.48%**) from Iraq, **119,625** people (**9.12%**) from Turkmenistan, and **104,447** people (**7.96%**) from Syria. In 2022, however, the highest numbers were granted to individuals from the following countries: **149,859** people (**11.07%**) from Russia, **132,041** people (**9.75%**) from Iraq, and **115,001** people (**8.49%**) from Turkmenistan.

When comparing to 2021, it has been determined that the number of residence permits granted to the nationalities listed in the top 10 nationalities table generally decreased. However, there is a significant increase in some nationalities. The number of residence permits granted to Russian nationals was **65,982** in 2021, but by 2022, this number rose to **149,859** (a **127.12%** increase), making Russian nationals the group with the highest number of residence permits. Similarly, while the number of residence permits granted to Ukrainian nationals was

Presidency of Migration Management (GİB), "İkamet İzinleri [Residence Permits]" (December 31, 2022) accessed January 7, 2023.

³⁴ No data has been found regarding long-term residence permits, human trafficking victim residence permits, or humanitarian residence permits granted to foreigners by the time this publication was completed. These data were requested from the Presidency of Migration Management, but no response was received. The fact that the total number in the "Other" category exceeds 10% makes these data more significant.

³⁵ GİB, "İkamet İzinleri [Residence Permits]".

not among the top 10 nationalities in the previous year, in 2022, Ukraine ranked ninth with **47,035** residence permits granted. The increase in residence permits for Russian and Ukrainian nationals is believed to be due to the Russia-Ukraine War. It is thought that Ukrainian nationals came to Türkiye to protect their safety, while Russian nationals sought to avoid compulsory military service and wait for the war to pass in a safer location. Another nationality with a positive change is Kazakhstan, with an increase of **15.88%**. On the other hand, when examining the change rates of the nationalities that were granted the most residence permits in 2022 compared to 2021, the nationalities with the most significant negative changes were Iraq (**-19.32%**), Uzbekistan (**-11.44%**), and Iran (**-8.1%**).

Table 2.13. *Distribution of foreigners with residence permits in Türkiye by top 10 nationalities, 2021-2022³⁶*

Nationality	2021		2022		Rate of Change (%)
	Number	Rate (%)	Number	Rate (%)	
Afghanistan	55,268	4.21	51,701	3.82	-6.45
Azerbaijan	66,002	5.03	66,873	4.94	1.32
Iraq	163,650	12.48	132,041	9.75	-19.32
Iran	103,410	7.88	95,036	7.02	-8.10
Libya	38,848	2.96	45,018	3.32	15.88
Egypt	33,247	2.53	-	-	-
Uzbekistan	67,950	5.18	60,175	4.44	-11.44
Russia	65,982	5.03	149,859	11.07	127.12
Syria	104,447	7.96	100,722	7.44	-3.57
Turkmenistan	119,625	9.12	115,001	8.49	-3.87
Ukraine	-	-	47,035	3.47	-
Other	493,204	37.60	490,633	36.23	-0.52
Total	1,311,633	100.00	1,354,094	100.00	3.24

In 2021, the foreign nationals who were granted the most short-term residence permits were from Iraq (**151,998 people, 15.77%**), Turkmenistan (**97,082 people, 10.08%**), and Syria (**89,525 people, 9.29%**). By 2022, these nationalities were ranked as follows: Russia (**129,450 people, 13.74%**), Iraq (**118,865 people, 12.61%**), and Turkmenistan (**89,958 people, 9.55%**).

The distribution of short-term residence permits granted in 2021 follows a similar structure to 2022. However, in 2021, Ukrainian nationals were not included in the top rankings for short-term residence permits, but by 2022, they had entered this list. Conversely, the number of short-term residence permits granted to Libyan nationals was **21,632 (10th place)** in 2021, but Libyan nationals were not included in the list in 2022. Furthermore, the number of residence permits granted to Russian nationals increased significantly, from **50,144** in 2021 to **129,450** in 2022. Considering the approximate difference of **80,000** people, it has been determined that the majority of residence permits granted to Russian nationals in 2022 were short-term residence permits.

³⁶ The short dash (-) means no data. Compiled from the data of the Directorate General of Migration Management by the authors. See GIB, "İkamet İzinleri [Residence Permits]"; Sağiroğlu et al., *Türkiye Göç ve İnsan Hareketlilikleri Yıllığı- 2021 [Türkiye Migration and Human Mobilities Annual-2021]*, 33.

Table 2.14. *Distribution of foreigners with short-term residence permits in Türkiye by top 10 nationalities, 2021–2022³⁷*

Nationality	2021		2022		Rate of Change (%)
	Number	Rate (%)	Number	Rate (%)	
Afghanistan	44,340	4.60	40,289	4.28	-9.14
Azerbaijan	30,793	3.20	25,830	2.74	-16.12
Iraq	151,998	15.77	118,865	12.61	-21.80
Iran	85,201	8.84	69,341	7.36	-18.61
Libya	21,632	2.25	-	-	-
Egypt	23,454	2.43	21,468	2.28	-8.47
Uzbekistan	53,968	5.60	42,591	4.52	-21.08
Russia	50,144	5.20	129,450	13.74	158.16
Syria	89,525	9.29	82,057	8.71	-8.34
Turkmenistan	97,082	10.08	89,958	9.55	-7.34
Ukraine	-	-	34,599	3.67	-
Other	315,425	32.74	287,963	30.56	-8.71
Total	963,562	100.00	942,411	100.00	-2.20

The number of foreign nationals with student residence permits in Türkiye is thought to be directly proportional to the number of international students enrolled in higher education institutions. However, the significant difference between the international student population in Türkiye and the number of student residence permits suggests that some international students are residing in Türkiye under other residence permit types, such as short-term permits, or under temporary protection status. According to the GİB data, the nationalities with the highest number of student residence permits in 2021 were Azerbaijan (**15,550 people, 13.28%**), Turkmenistan (**9,996 people, 8.54%**), and Iran (**9,922 people, 8.48%**). In 2022, these nationalities were Azerbaijan (**16,925 people, 11.53%**), Iran (**15,531 people, 10.58%**), and Turkmenistan (**11,454 people, 7.8%**).

When examining the change rates of foreign nationals granted student residence permits in 2022 compared to 2021, it was found that the nationalities with the highest positive changes were Iran (**56.53% increase**), Egypt (**36.47% increase**), and Yemen (**23.71% increase**). On the other hand, the only nationality in the top 10 countries with the highest number of student residence permits that saw a negative change was Somalia, with a **3.28% decrease**.

37 Prepared by the authors based on data compiled from the data of the Directorate of Migration Management. A short dash (-) means no data. See GİB, "İkamet İzinleri [Residence Permits]".

Table 2.15. *Distribution of foreigners with student residence permits in Türkiye by top 10 nationalities, 2021-2022³⁸*

Nationality	2021		2022		Rate of Change(%)
	Number	Rate (%)	Number	Rate (%)	
Afghanistan	4,530	3.87	-	-	-
Azerbaijan	15,550	13.28	16,925	11.53	8.84
Iraq	6,480	5.54	7,663	5.22	18.26
Iran	9,922	8.48	15,531	10.58	56.53
Kazakhstan	-	-	6,266	4.27	-
Egypt	3,693	3.15	5,040	3.43	36.47
Somalia	6,890	5.89	6,664	4.54	-3.28
Syria	5,871	5.01	6,814	4.64	16.06
Turkmenistan	9,996	8.54	11,454	7.80	14.59
Jordan	4,555	3.89	5,542	3.78	21.67
Yemen	4,082	3.49	5,050	3.44	23.71
Other	45,502	38.87	59,811	40.75	31.45
Total	117,071	100.00	146,760	100.00	25.36

Table 2.16 shows the distribution of foreign nationals holding family residence permits in Türkiye according to the top 10 nationalities. According to this, in 2021, the most family residence permits were granted to nationals from Azerbaijan (**12,260 people, 13.66%**), Uzbekistan (**6,774 people, 7.55%**), and Russia (**6,717 people, 7.48%**). In 2022, these nationalities ranked as follows: Azerbaijan (**12,984 people, 12.74%**), Uzbekistan (**9,022 people, 8.85%**), and Russia (**7,246 people, 7.11%**). On the other hand, looking at the change rates of the family residence permits granted in 2022 compared to 2021, it was found that there was no negative change among the top **10 nationalities** that received the most family residence permits. In contrast, the nationalities with the highest positive changes were, in order: Morocco (**38.96% increase**), Uzbekistan (**33.19% increase**), and Iran (**30.15% increase**).

Table 2.16. *Distribution of foreigners with family residence permits³⁹ in Türkiye by top 10 nationalities, 2021-2022⁴⁰*

Nationality	2021		2022		Rate of Change (%)
	Number	Rate (%)	Number	Rate (%)	
Azerbaijan	12,260	13.66	12,984	12.74	5.91
Morocco	4,823	5.37	6,702	6.57	38.96

38 Göç İdaresi Başkanlığının verilerinden derlenerek yazarlar tarafından hazırlanmıştır. Kısa çizgi (-) veri yok anlamına gelmektedir. Bkz. GİB, "İkamet İzinleri".

39 As of December 31, 2022, the distribution data by nationality for "family residence permits" were not published. However, it was determined that data for residence permits from this group were published on January 5, 2023, and have been added to Table 2.16. It was found that approximately 400 residence permits were issued in the five days that passed.

40 Compiled from the data of the Presidency of Migration Management by the authors. See GİB, "İkamet İzinleri [Residence Permits]".

Iran	3,701	4.12	4,817	4.73	30.15
Kazakhstan	3,028	3.37	3,227	3.17	6.57
Kyrgyzstan	3,676	4.10	3,902	3.83	6.15
Uzbekistan	6,774	7.55	9,022	8.85	33.19
Russia	6,717	7.48	7,246	7.11	7.88
Syria	2,829	3.15	3,659	3.59	29.34
Turkmenistan	4,724	5.26	5,240	5.14	10.92
Ukraine	6,269	6.98	6,560	6.43	4.64
Other	34,951	38.94	38,587	37.85	10.40
Total	89,752	100.00	101,946	100.00	13.59

As seen in Table 2.17, in both 2021 and 2022, there were foreign nationals holding residence permits in all 81 provinces of Türkiye. In 2021, the province with the highest number of residence permits granted was Istanbul, with **692,007 people (52.76%)**, and the province with the lowest number of residence permits was Tunceli, with **50 people (0.004%)**. By 2022, these provinces remained the same, with Istanbul still receiving the highest number of residence permits (**705,133 people, 52.07%**), and Tunceli remaining the lowest (**48 people, 0.004%**). The number of provinces where fewer than **1,000** people held residence permits in 2021 was **21**, while this number increased to **24** in 2022.

When comparing the distribution of residence permits in 2022 to the distribution in 2021, it was observed that the number of foreign nationals holding residence permits decreased in approximately 30 provinces, while in the remaining provinces, the number increased. The provinces with the most significant changes were Ankara, Antalya, and Istanbul. In both Antalya and Istanbul, the number of foreign nationals holding residence permits increased, while in Ankara, the number decreased. In Istanbul, the number of foreign nationals holding residence permits was **692,007 (52.76%)** in 2021 and increased to **705,133 (52.07%)** in 2022. In Antalya, the number of foreign nationals with residence permits was **125,376 (9.56%)** in 2021 and increased to **161,434 (11.92%)** in 2022. Conversely, in Ankara, the number of foreign nationals with residence permits was **101,151 (7.71%)** in 2021 and decreased to **84,346 (6.23%)** in 2022.

When comparing the data from 2021 and 2022, it is observed that the number of foreign nationals residing with residence permits has decreased in some provinces while increasing in others. In this context, since there is no available data indicating whether foreign nationals have migrated between provinces, it is not possible to draw definitive conclusions. As a result, there remains uncertainty as to whether residence permit holders tend to migrate between provinces within Türkiye or, in cases where residence permits have been cancelled, whether they have left the country.

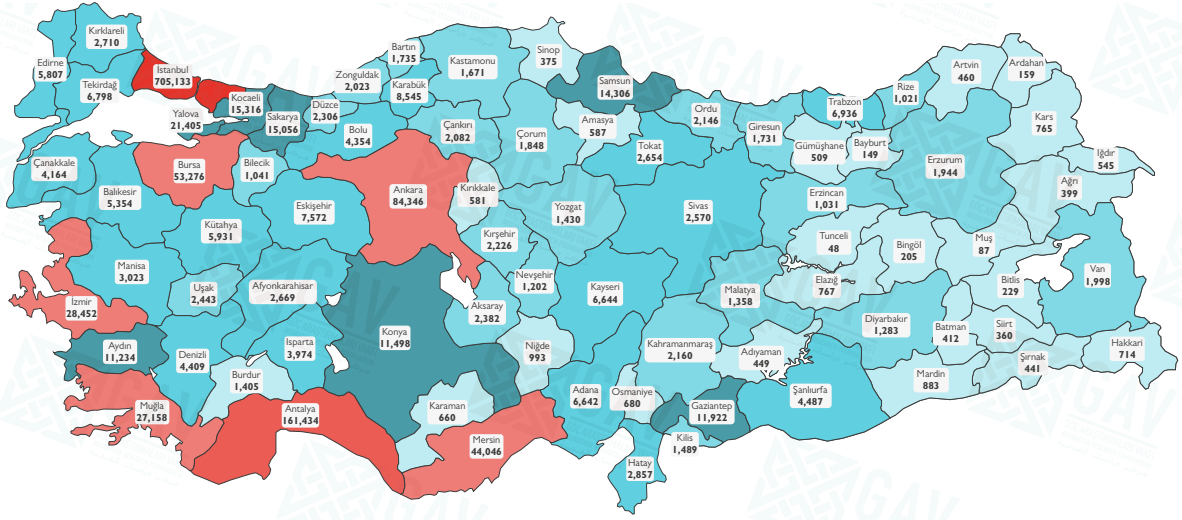
Table 2.17. *Distribution of foreigners with residence permits in Türkiye by province, 2021-2022⁴¹*

Province	2021		2022		Province	2021		2022	
	Number	Rate (%)	Number	Rate (%)		Number	Rate (%)	Number	Rate (%)
Adana	7,504	0.57	6,642	0.49	Kahramanmaraş	1,957	0.15	2,160	0.16
Adıyaman	369	0.03	449	0.03	Karabük	6,537	0.50	8,545	0.63
Afyonkarahisar	2,724	0.21	2,669	0.20	Karaman	767	0.06	660	0.05
Ağrı	353	0.03	399	0.03	Kars	1,056	0.08	765	0.06
Aksaray	2,691	0.21	2,382	0.18	Kastamonu	2,094	0.16	1,671	0.12
Amasya	725	0.06	587	0.04	Kayseri	8,166	0.62	6,644	0.49
Ankara	101,151	7.71	84,346	6.23	Kırıkkale	748	0.06	581	0.04
Antalya	125,376	9.56	161,434	11.92	Kırklareli	2,599	0.20	2,710	0.20
Ardahan	157	0.01	159	0.01	Kırşehir	2,203	0.17	2,226	0.16
Artvin	474	0.04	460	0.03	Kilis	1,865	0.14	1,489	0.11
Aydın	8,487	0.65	11,234	0.83	Kocaeli	14,427	1.10	15,316	1.13
Balıkesir	5,071	0.39	5,354	0.40	Konya	11,443	0.87	11,498	0.85
Bartın	1,603	0.12	1,735	0.13	Kütahya	5,211	0.40	5,931	0.44
Batman	656	0.05	412	0.03	Malatya	1,427	0.11	1,358	0.10
Bayburt	132	0.01	149	0.01	Manisa	3,342	0.25	3,023	0.22
Bilecik	1,010	0.08	1,041	0.08	Mardin	869	0.07	883	0.07
Bingöl	130	0.01	205	0.02	Mersin	35,163	2.68	44,046	3.25
Bitlis	126	0.01	229	0.02	Muğla	19,554	1.49	27,158	2.01
Bolu	4,901	0.37	4,354	0.32	Muş	65	0.005	87	0.01
Burdur	1,297	0.10	1,405	0.10	Nevşehir	1,154	0.09	1,202	0.09
Bursa	47,743	3.64	53,276	3.93	Niğde	2,053	0.16	993	0.07
Çanakkale	4,027	0.31	4,164	0.31	Ordu	2,486	0.19	2,146	0.16
Çankırı	1,859	0.14	2,082	0.15	Osmaniye	649	0.05	680	0.05
Çorum	2,214	0.17	1,848	0.14	Rize	1,104	0.08	1,021	0.08
Denizli	6,008	0.46	4,409	0.33	Sakarya	15,219	1.16	15,056	1.11
Diyarbakır	1,376	0.10	1,283	0.09	Samsun	24,308	1.85	14,306	1.06
Düzce	1,859	0.14	2,306	0.17	Siirt	454	0.03	360	0.03
Edirne	5,089	0.39	5,807	0.43	Sinop	460	0.04	375	0.03
Elazığ	799	0.06	767	0.06	Sivas	1,777	0.14	2,570	0.19
Erzincan	1,009	0.08	1,031	0.08	Şanlıurfa	5,779	0.44	4,487	0.33
Erzurum	1,839	0.14	1,944	0.14	Şırnak	424	0.03	441	0.03
Eskişehir	8,313	0.63	7,572	0.56	Tekirdağ	6,180	0.47	6,798	0.50
Gaziantep	14,901	1.14	11,922	0.88	Tokat	2,545	0.19	2,654	0.20
Giresun	1,631	0.12	1,731	0.13	Trabzon	6,344	0.48	6,936	0.51
Gümüşhane	247	0.02	509	0.04	Tunceli	50	0.004	48	0.004
Hakkari	1,291	0.10	714	0.05	Uşak	2,165	0.17	2,443	0.18

41 GİB, "İkamet İzinleri [Residence Permits]".

Hatay	2,624	0.20	2,857	0.21	Van	2,637	0.20	1,998	0.15
Iğdır	633	0.05	545	0.04	Yalova	24,359	1.86	21,405	1.58
Isparta	4,234	0.32	3,974	0.29	Yozgat	1,633	0.12	1,430	0.11
İstanbul	692,007	52.76	705,133	52.07	Zonguldak	1,818	0.14	2,023	0.15
İzmir	23,902	1.82	28,452	2.10	Grand Total	1,311,633⁴²	100.00	1,354,094	100.00

Map 2.7 shows the provincial distribution of foreign nationals residing in Türkiye with a residence permit in 2022. According to the map, it is evident that residence permit holders are most densely concentrated in the western part of the country. Notable areas include Istanbul and its surroundings in the north; İzmir, Aydın, and Muğla in the west; Antalya and Mersin in the south; and Ankara and Konya in Central Anatolia. Additionally, Samsun stands out in the Central Black Sea region, while Gaziantep is notable in Southeastern Anatolia. On the other hand, provinces with fewer than 1,000 residence permit holders are mostly located in the eastern parts of Türkiye.



Map 2.7. Distribution of foreign nationals residing in Türkiye with a residence permit by province, 2022⁴³

When examining the proportion of the foreign national population residing in Türkiye with a residence permit relative to the total provincial population (Map 2.8), it has been determined that the ratio of residence permit holders to Turkish citizens is **1.59%**. Moreover, in the majority of provinces, this ratio is found to be below **1%**. Only **15** provinces have a ratio exceeding **1%**. The provinces with the highest ratios are Yalova with **7.22%**, Antalya with **6.01%**, and İstanbul with **4.43%**, while the provinces with the lowest ratios are Muş with **0.02%**, Batman with **0.06%**, and Tunceli with **0.06%**.

42 2021 yılına ait veriler yılının yazarlarının arşivinde yer alan Göç İdaresi Başkanlığının istatistiklerinden derlenmiştir. 2022 yılında GİB tarafından yayımlanan verilerde toplam sayının 1.314.181 olduğu görülmüştür.

43 Compiled from the data of the Presidency of Migration Management by the authors. See: GİB, "İkamet İzinleri [Residence Permits]".

When examining the distribution of residence permits granted to foreign nationals by province (Table 2.18), it is observed that in 2021, the highest number of residence permits were granted to foreigners in Istanbul with **692,007** people (**52.76%**), followed by Antalya with **125,376** people (**9.56%**) and Ankara with 101,151 people (**7.71%**). In 2022, the number of residence permits granted in these provinces was **705,133** (**52.07%**) for Istanbul, **161,434** (**11.92%**) for Antalya, and **84,346** (**6.23%**) for Ankara. Furthermore, in 2021, the foreign national population in the top 10 provinces with the highest number of residence permits accounted for 84.82% of the total foreign population with residence permits, while in 2022, this ratio increased to **85.33%**. This indicates that the foreign nationals residing in Türkiye with residence permits are increasingly concentrated in these 10 provinces.

44 Compiled from the data of the Presidency of Migration Management and the Turkish Statistical Institute by the authors. See: GİB, “İkamet İzinleri [Residence Permits]”; TURKSTAT, “İl, Tek Yaş ve Cinsiyete Göre Nüfus (Adrese Dayalı Nüfus Kayıt Sistemi Sonuçları, 2022)”.

45 Compiled from the data of the Presidency of Migration Management by the authors. See: GİB, “Mahalle Kapatma Duyurusu Hk.” accessed 1 September 2023.

46 Republic of Türkiye Ministry of Interior (MoI), “İstanbul’da 8 İlçede Yeni Yabancı Kaydı Yapılmayacak [No More New Foreigners Will Be Registered in 8 Districts in Istanbul]” accessed 1 September 2023. It should be noted that these districts had already been closed to foreigners under temporary-protection status, and with this new announcement they have now also been closed to residence-permit applications.

Table 2.18. *Distribution of foreigners with residence permits in Türkiye by top 10 provinces, 2021–2022⁴⁷*

Province	2021		2022		Rate of Change (%)
	Number	Rate (%)	Number	Rate (%)	
Ankara	101,151	7.71	84,346	6.23	-16.61
Antalya	125,376	9.56	161,434	11.92	28.76
Bursa	47,743	3.64	53,276	3.93	11.59
İstanbul	692,007	52.76	705,133	52.07	1.90
İzmir	23,902	1.82	28,452	2.10	19.04
Kocaeli	14,427	1.10	15,316	1.13	6.16
Mersin	35,163	2.68	44,046	3.25	25.26
Muğla	19,554	1.49	27,158	2.01	38.89
Sakarya	15,219	1.16	15,056	1.11	-1.07
Samsun	24,308	2.14	14,306	1.06	-41.15
Yalova	24,359	1.86	21,405	1.58	-12.13
Other	188,424	14.37	184,166	13.6	-2.26
Total	1,311,633	100.00	1,354,094	100.00	3.24

2.3. Work Permits

A work permit is defined as “a permit granting the right to work and reside in Türkiye.”⁴⁸ In this context, a foreigner who wishes to work in any workplace in Türkiye cannot officially work without obtaining the necessary permit from the Ministry of Labour and Social Security (MoLSS). Applications for work permits can be made through Türkiye’s foreign diplomatic missions. In addition, even if there is no valid residence document among those legally residing in Türkiye, individuals designated by the Ministry can apply for this permit from Türkiye. Another method involves making these applications through “authorized intermediary institutions.”⁴⁹

The MoLSS shares data on foreigners with work permits in Türkiye.⁵⁰ It should be noted that some of the tables below contain data presented under the heading “unknown,” and the number of individuals in this category has been relatively high. This situation is considered to require clarification. For example, according to the Ministry’s data, **more than 10%** of the individuals granted work permits in 2022 have an unknown education level, and approximately **5%** have an unknown sector of employment.

47 Compiled from the data of the Presidency of Migration Management by the authors. See: GİB, “İkamet İzinleri [Residence Permits]”

48 International Labour Law (“Uluslararası İşgücü Kanunu”) (UlK), Official Gazette 29800 (July 28, 2016), Law Number: 6735, Article 3/1-c. Official Gazette 29800 (28 Temmuz 2016), Kanun Numarası: 6735, md. 3/1- c.

49 Regulation on the Implementation of the International Labour Law (UlKUY) (“Uluslararası İşgücü Kanunu Uygulama Yönetmeliği”), Official Gazette 31738 (February 2, 2022), Article 15.

50 Work permits granted to foreigners were categorized into three types: temporary, indefinite, and independent until 2019. However, since 2019, only temporary work permits have been issued. For detailed information, see Republic of Türkiye Ministry of Labor and Social Security (MoLSS), “Çalışma İzin İstatistikleri – 2022” Accessed March 20, 2024.

According to the MoLSS data, the number of foreign nationals granted work permits was **45,823** in 2013, and it increased to **212,682** by 2022. In 2019, **145,232** individuals were granted work permits, but due to the coronavirus pandemic in 2020, this number decreased by approximately **20,000** to **123,574**. However, in the following year, the number of permits rose again, reaching a peak of **212,682** in 2022. Furthermore, as shown in Figure 2.7, the relatively rapid increase in work permits from 2016 onwards may be related to the International Labour Law that came into effect in 2016 and the policies implemented by the Directorate General of International Labour under this law. However, since this is outside the scope of this report, it has not been discussed here.

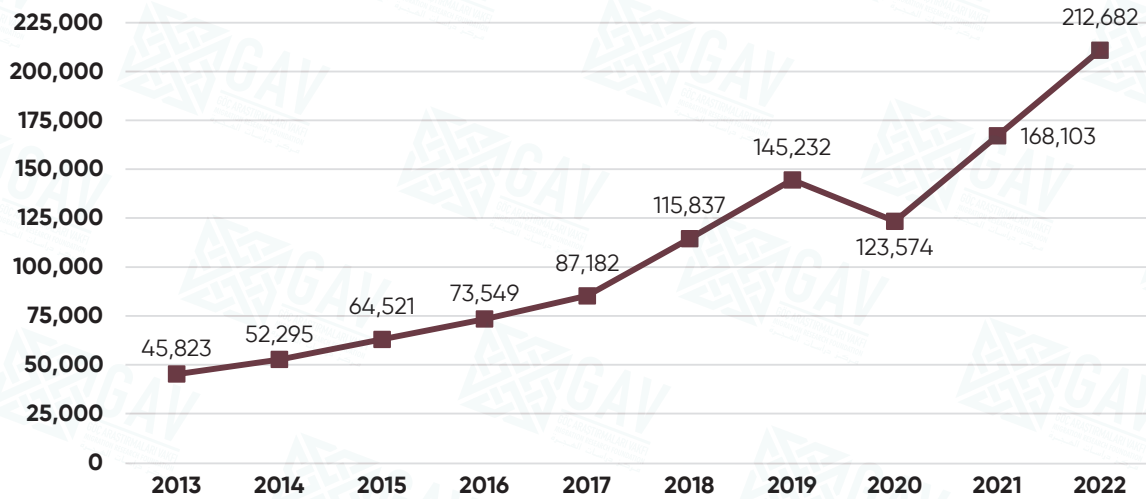


Figure 2.7. Distribution of foreign nationals granted work permits by year, 2013–2022⁵¹

When examining the distribution of work permits granted to foreigners in Türkiye by gender, in 2021, **48,731** women (**28.77%**) and **119,732** men (**71.23%**) were granted work permits. In 2022, the numbers changed to **57,829** women (**27.19%**) and **154,853** men (**72.81%**).

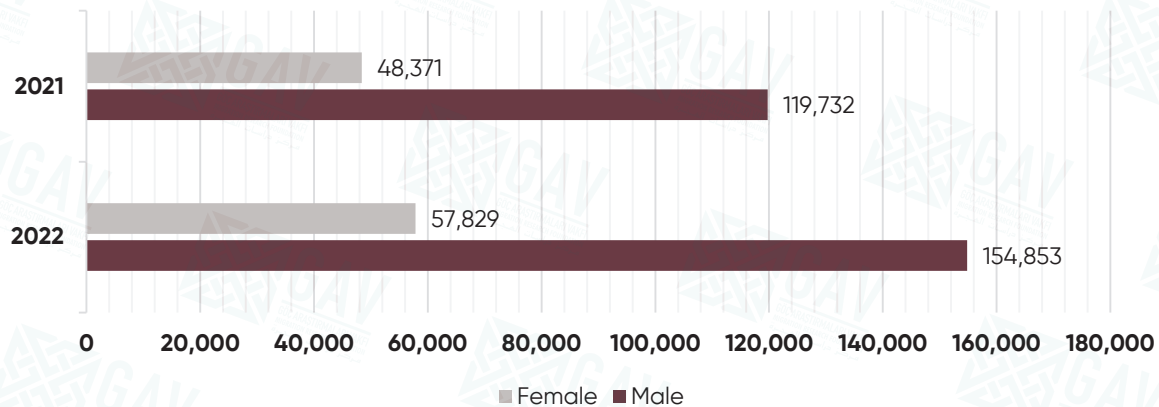


Figure 2.8. Distribution of foreign nationals granted work permits in Türkiye by gender and year, 2021–2022⁵²

51 Compiled from the data of the Ministry of Labour and Social Security by the authors. See: MoLSS, "Yabancı Çalışma İzinleri İstatistikleri – 2022 [Statistics on Foreign Work Permits – 2022]".

52 Compiled from the data of the Ministry of Labour and Social Security by the authors. See: MoLSS, "Yabancı Çalışma İzinleri İstatistikleri – 2022 [Statistics on Foreign Work Permits – 2022]".

The months with the highest number of work permits granted were October 2021 with **20,018** people (**11.91%**), December 2021 with **19,753** people (**11.75%**), and November 2021 with **17,456** people (**10.38%**). In 2022, these months were March with **23,666** people (**11.13%**), April with **21,510** people (**10.11%**), and May with **21,261** people (**10.00%**).

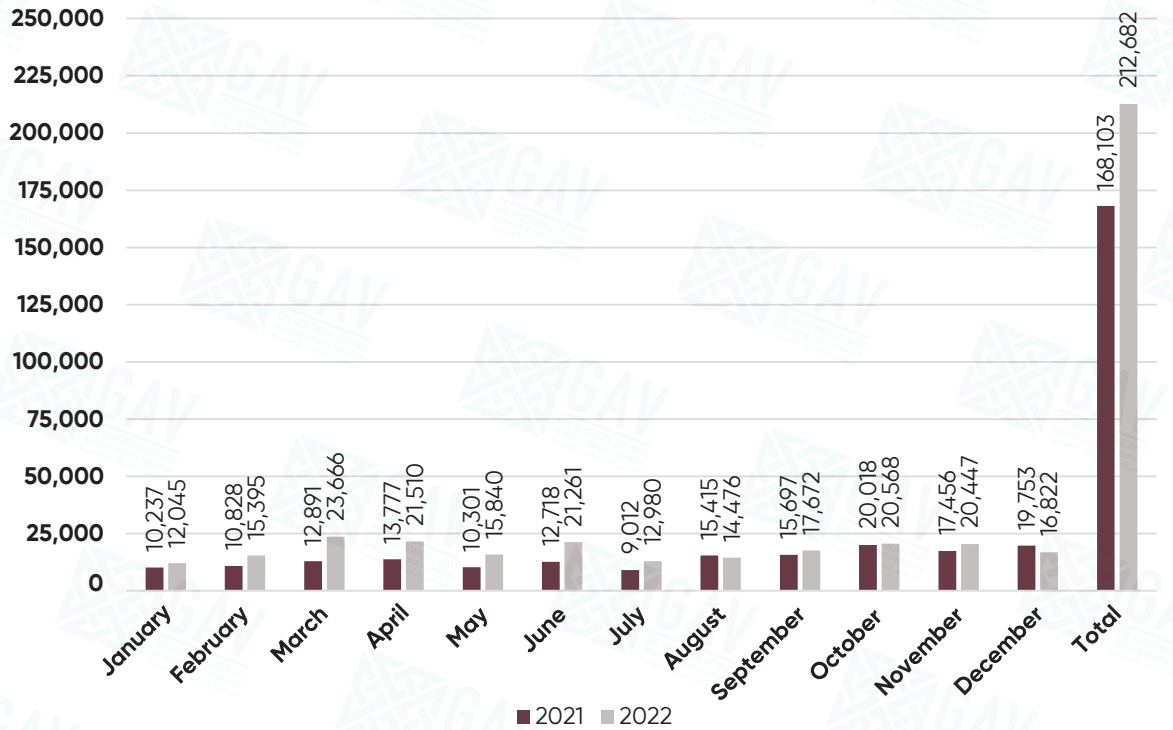


Figure 2.9. Monthly distribution of work permits issued to foreigners, 2021-2022⁵³

Work permits are generally granted to “younger” age groups. In 2021, the highest number of work permits were granted to foreigners in the age groups 25-29 with **38,305** people (**22.79%**), 30-34 with **32,507** people (**19.34%**), and 20-24 with **28,687** people (**17.07%**). In 2022, these age groups were ranked as follows: 25-29 with **49,787** people (**23.41%**), 30-34 with **41,139** people (**19.34%**), and 20-24 with **34,873** people (**16.40%**). Moreover, when looking at the percentage change in the number of work permits granted to each age group compared to the previous year, the highest positive changes were seen in the 15-19 age group with a **34.04%** increase, the 35-39 age group with a **31.30%** increase, and the 40-44 age group with a **31.03%** increase. The positive change in the 35-39 and 40-44 age groups is attributed to the increase in the number of males, while in the 15-19 age group, the significant increase in the number of females (approximately double) is the reason for the positive change.

53 Compiled from the data of the Ministry of Labour and Social Security by the authors. See: MoLSS, “Yabancı Çalışma İzinleri İstatistikleri – 2021 [Statistics on Foreign Work Permits – 2021]” Accessed January 2, 2023; MoLSS, “Yabancı Çalışma İzinleri İstatistikleri – 2022 [Statistics on Foreign Work Permits – 2022]”.

Table 2.19. *Distribution of foreigners with residence permits in Türkiye by top 10 provinces, 2021–2022⁵⁴*

Age Group	2021			2022			Rate of Change (%)		
	Male	Female	Total	Male	Female	Total	Male	Female	Total
15–19	3,185	757	3,942	3,774	1,510	5,284	18.49	99.47	34.04
20–24	22,882	5,805	28,687	26,915	7,958	34,873	17.63	37.09	21.56
25–29	29,703	8,602	38,305	39,277	10,510	49,787	32.23	22.18	29.98
30–34	23,541	8,966	32,507	30,412	10,727	41,139	29.19	19.64	26.55
35–39	15,860	7,517	23,377	21,664	9,030	30,694	36.60	20.13	31.30
40–44	9,438	5,864	15,302	13,122	6,928	20,050	39.03	18.14	31.03
45–49	6,303	4,565	10,868	8,256	4,901	13,157	30.99	7.36	21.06
50–54	4,246	3,041	7,287	5,605	3,172	8,777	32.01	4.31	20.45
55–59	2,801	1,951	4,752	3,485	1,891	5,376	24.42	–3.08	13.13
60–64	1,170	940	2,110	1,587	844	2,431	35.64	–10.21	15.21
65+	603	363	966	756	358	1,114	25.37	–1.38	15.32
Total	119,732	48,371	168,103	154,853	57,829	212,682	29.33	19.55	26.52

In 2021, the most work permits were granted to those with a high school or equivalent education, with **50,891** people (**30.27%**), followed by those with a bachelor's degree, with **32,186** people (**19.15%**), and those with an elementary school education, with **31,139** people (**18.52%**). In 2022, however, these education levels were ranked as follows: **67,502** people (**31.74%**) with high school or equivalent, **42,628** people (**20.04%**) with elementary school education, and **38,708** people (**18.20%**) with a bachelor's degree. As seen, in 2022, the number of work permits granted to those with an elementary school education exceeded those granted to individuals with a bachelor's degree compared to the previous year.

Table 2.20. *Distribution of foreigners granted work permits by educational level and gender, 2021–2022⁵⁵*

Level of Education ⁵⁶	2021			2022			Rate of Change (%)		
	Male	Female	Total	Male	Female	Total	Male	Female	Total
Preschool	-	-	-	0	0	0	-	-	-
Literate	960	255	1,215	-	-	-	-	-	-

54 Compiled from the data of the Ministry of Labour and Social Security by the authors. See: MoLSS "Yabancı Çalışma İzinleri İstatistikleri – 2021 [Statistics on Foreign Work Permits – 2021]"; MoLSS, "Yabancı Çalışma İzinleri İstatistikleri – 2022 [Statistics on Foreign Work Permits – 2022]".

55 Compiled from the data of the Ministry of Labour and Social Security by the authors. See: MoLSS, "Yabancı Çalışma İzinleri İstatistikleri – 2021 [Statistics on Foreign Work Permits – 2021]"; MoLSS "Yabancı Çalışma İzinleri İstatistikleri – 2022 [Statistics on Foreign Work Permits – 2022]".

56 In the statistics published by the Ministry in 2021, the "literate" education level was included, while in 2022, this category was removed, and the "preschool" category was added. However, in 2022, there was no one found with an education level in this category.

Primary school	28,470	2,669	31,139	38,658	3,970	42,628	35.79	48.74	36.90
Middle school	19,660	6,059	25,719	27,542	5,679	33,221	40.09	-6.27	29.17
High school and equivalent	29,767	21,124	50,891	43,080	24,422	67,502	44.72	15.61	32.64
Associate's degree	2,842	1,818	4,660	3,367	2,333	5,700	18.47	28.33	22.32
Bachelor's degree	19,007	13,179	32,186	21,996	16,712	38,708	15.73	26.81	20.26
Master's degree and above	3,009	1,977	4,986	4,350	3,294	7,644	44.57	66.62	53.31
Unknown	16,017	1,290	17,307	15,860	1,419	17,279	-0.98	10.00	-0.16
Total	119,732	48,371	168,103	154,853	57,829	212,682	29.33	19.55	26.52

In both 2021 and 2022, more than half of the foreign nationals granted work permits in Türkiye were Syrian nationals. In 2021, the most work permits were granted to foreign nationals from Syria (**91,500** people, or **54.43%**), followed by Turkmenistan (**7,850** people, or **4.67%**) and Russia (**6,253** people, or **3.72%**). In 2022, these rankings changed to Syria (**113,208** people, or **53.23%**), Russia (**11,561** people, or **5.44%**), and Turkmenistan (**8,962** people, or **4.21%**). On the other hand, when the change rate of work permits granted to foreign nationals is examined compared to the previous year, the largest positive changes in work permits were seen among nationals from Kazakhstan (**131.20%** increase), Russia (**84.89%** increase), and Afghanistan (**69.59%** increase). The nationalities that experienced negative changes were Ukraine (**28.20%** decrease) and Georgia (**26.14%** decrease). While both male and female Ukrainian nationals saw a decrease, the number of work permits granted to Georgian men increased, while the number for women decreased.

In 2022, when the gender distribution of foreign nationals granted work permits from the top 10 nationalities is examined, it is generally observed that the number of men is higher. However, in some nationalities, the number of women is higher. The nationalities where the highest number of work permits were granted to women in 2022 are Turkmenistan (**6,212** people), Indonesia (**3,853** people), and Uzbekistan (**563** people). On the other hand, the nationalities where men received the most work permits compared to women are Syria (**105,811** people), Afghanistan (**4,492** people), and Russia (**6,663** people).

It is evident that Syrian nationals hold a dominant position among foreign nationals granted work permits. Considering the Syrian national population in Türkiye, this situation can be regarded as 'natural.' Moreover, the ratio of Syrians in temporary protection status between the ages of 15-64 who have been granted work permits is relatively low. In 2021 (according to the data from December 29, 2021⁵⁷), the number of Syrians aged 15-64 was **2,153,719**, and the proportion of this population granted work permits was **4.25%**. However, in 2022 (according to the data from December 31, 2022⁵⁸), the population decreased to **1,988,750**, and the mentioned ratio increased to **5.69%**. The fact that the proportion of work-permitted Syrians remains around **5%** suggests that many Syrians are working or being employed informally. On the other hand, since the distribution data of Syrians with residence permits by age group has not been shared with the public, it could not be included in this calculation.

57 Added from the authors' archive. See: Republic of Türkiye Ministry of Interior Presidency of Migration Management (GİB), "Geçici Koruma [Temporary Protection]".

58 Added from the authors' archive. See: GİB, "Geçici Koruma [Temporary Protection]".

Therefore, if such a calculation were to be made for the entire Syrian national population, it is expected that the ratio mentioned above would slightly decrease.

Table 2.21. *Distribution of foreigners granted work permits by top 10 nationalities and gender, 2021-2022⁵⁹*

Nationality	2021			2022			Rate of Change (%)		
	Male	Female	Total	Male	Female	Total	Male	Female	Total
Afghanistan	2,624	299	2,923	4,492	465	4,957	71.19	55.52	69.59
Azerbaijan	1,878	1,734	3,612	2,371	2,122	4,493	26.25	22.38	24.39
Georgia	318	3,855	4,173	336	2,746	3,082	5.66	-28.77	-26.14
Indonesia	300	2,571	2,871	869	3,853	4,722	189.67	49.86	64.47
Iran	2,971	2,101	5,072	4,079	2,826	6,905	37.29	34.51	36.14
Kazakhstan	471	1,580	2,051	1,585	3,157	4,742	236.52	99.81	131.20
Kyrgyzstan	1,289	3,281	4,570	2,212	4,436	6,648	71.61	35.20	45.47
Uzbekistan	643	3,269	3,912	1,114	3,563	4,677	73.25	8.99	19.56
Russia	3,248	3,005	6,253	6,663	4,898	11,561	105.14	63.00	84.89
Syria	86,165	5,335	91,500	105,811	7,397	113,208	22.80	38.65	23.72
Turkmenistan	1,738	6,112	7,850	2,750	6,212	8,962	58.23	1.64	14.17
Ukraine	1,177	3,387	4,564	592	2,685	3,277	-49.70	-20.73	-28.20
Other	16,910	11,842	28,752	21,979	13,469	35,448	29.98	13.74	23.29
Total	119,732	48,371	168,103	154,853	57,829	212,682	29.33	19.55	26.52

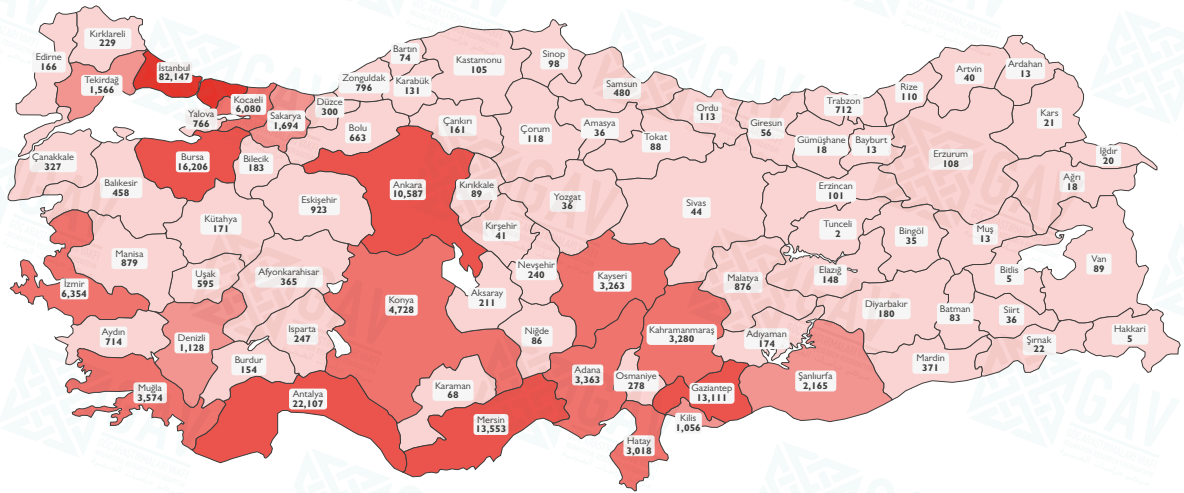
The economic activities for which the highest number of work permits were issued in 2021 were “activities of households as employers of domestic personnel” with **18,837** people (**11.21%**), “wholesale trade (excluding motor vehicles and motorcycles)” with **13,518** people (**8.04%**), and “accommodation” with **11,719** people (**6.97%**). In 2022, these activities were ranked as follows: “accommodation” with **18,785** people (**8.83%**), “wholesale trade (excluding motor vehicles and motorcycles)” with **16,747** people (**7.87%**), and “activities of households as employers of domestic personnel” with **15,146** people (**7.12%**). When examining the change in economic activities receiving work permits in 2022 compared to 2021, it is observed that the number of permits issued for economic activities related to the tourism sector has increased. In contrast, the number of permits issued for “human health services” has increased only slightly compared to other economic activities and has not ranked among the top 10 economic activities with the highest number of work permits. On the other hand, among the top 10 economic activities receiving the most work permits, the only one to experience a decrease compared to the previous year is “activities of households as employers of domestic personnel,” with the number of work permits decreasing by **19.59%**.

⁵⁹ Compiled from the data of the Ministry of Labor and Social Security by the authors. See: MoLSS “Yabancı Çalışma İzinleri İstatistikleri – 2020”; MoLSS, “Yabancı Çalışma İzinleri İstatistikleri – 2021 [Statistics on Foreign Work Permits – 2021]”.

Table 2.22. Distribution of work permits granted to foreigners by top 10 sectors, 2021-2022⁶⁰

Economic Activities	2021		2022		Rate of Change (%)
	Number	Rate (%)	Number	Rate (%)	
Construction of non-building structures	5,097	3.03	8,233	3.87	61.53
Education	5,133	3.05	7,302	3.43	42.26
Activities of households as employers of domestic personnel	18,837	11.21	15,146	7.12	-19.59
Manufacture of fabricated metal products (excluding machinery and equipment)	5,465	3.25	7,945	3.74	45.38
Manufacture of clothing apparel	11,558	6.88	14,530	6.83	25.71
Human health services	5,182	3.08	5,822	2.74	12.35
Accommodation	11,719	6.97	18,785	8.83	60.30
Retail trade (excluding motor vehicles and motorcycles)	6,802	4.05	8,812	4.14	29.55
Manufacture of textiles	8,160	4.85	9,777	4.60	19.82
Wholesale trade (excluding motor vehicles and motorcycles)	13,518	8.04	16,747	7.87	23.89
Food and beverage service activities	4,677	2.78	6,512	3.06	39.23
Unknown	10,155	6.04	11,438	5.38	12.63
Other	61,800	36.76	81,633	38.38	32.09
Total	168,103	100.00	212,682	100.00	26.52

As seen in Map 2.9, the majority of provinces in Türkiye have issued work permits to **fewer than 1,000** people. Among them, the cities with the fewest work permits are Ardahan with **1 person**, Hakkari with **3 people**, and Muş with **4 people**. On the other hand, the number of provinces where **more than 1,000** foreigners have been granted work permits is **17**.

**Map 2.9.** Distribution of foreign nationals granted work permits in Türkiye by province, 2022⁶¹

60 Compiled from the data of the Ministry of Labor and Social Security by the authors. See: MoLSS, "Yabancı Çalışma İzinleri İstatistikleri – 2021 [Statistics on Foreign Work Permits – 2021]"; MoLSS, "Yabancı Çalışma İzinleri İstatistikleri – 2022 [Statistics on Foreign Work Permits – 2022]".

61 Compiled from the data of the Ministry of Labor and Social Security by the authors. See: MoLSS, "Yabancı Çalışma İzinleri İstatistikleri

In 2021, the provinces with the most work permits issued to foreigners were İstanbul with **72,442** people (**43.09%**), Antalya with **15,912** people (**9.47%**), and Bursa with **12,880** people (**7.66%**). In 2022, the same provinces were ranked as follows: İstanbul with **82,147** people (**%38.62**), Antalya with **22,107** people (**%10.39**), and Bursa with **16,206** people (**%7.62**).

Table 2.23. *Distribution of work permits granted to foreigners by top 10 provinces, 2021-2022⁶²*

Province	2021			2022			Rate of Change (%)		
	Male	Female	Total	Male	Female	Total	Male	Female	Total
Ankara	4,672	4,467	9,139	6,099	4,488	10,587	30.54	0.47	15.84
Antalya	5,975	9,937	15,912	7,958	14,149	22,107	33.19	42.39	38.93
Bursa	11,725	1,155	12,880	14,843	1,363	16,206	26.59	18.01	25.82
Gaziantep	8,412	880	9,292	11,786	1,325	13,111	40.11	50.57	41.10
İstanbul	51,454	20,988	72,442	59,490	22,657	82,147	15.62	7.95	13.40
İzmir	2,720	2,359	5,079	3,832	2,522	6,354	40.88	6.91	25.10
Kocaeli	2,960	444	3,404	5,507	573	6,080	86.05	29.05	78.61
Konya	3,053	215	3,268	4,400	328	4,728	44.12	52.56	44.68
Mersin	6,553	1,472	8,025	11,340	2,213	13,553	73.05	50.34	68.88
Muğla	1,118	1,637	2,755	1,380	2,194	3,574	23.43	34.03	29.73
Other	21,090	4,817	25,907	28,218	6,017	34,235	33.80	24.91	32.15
Total	119,732	48,371	168,103	154,853	57,829	212,682	29.33	19.55	26.52

Work permits for foreigners can be extended. Those who already have a work permit can apply to the Ministry 60 days before their permit expires to extend it. An extension application ensures that the person can work for two years at the same workplace for the first application, and for three years in subsequent applications. However, if the person already has a work permit but will begin working at a different workplace/employer, they cannot apply for an extension. Instead, the application will be considered as a new initial application.⁶³

The months with the highest number of work permits issued in 2021 were October with **20,018** people (**11.91%**), December with **19,753** people (**11.75%**), and November with **17,456** people (**10.38%**). In 2022, these months were March with **23,666** people (**11.13%**), April with **21,510** people (**10.11%**), and June with **21,261** people (**10.0%**).

– 2022 [Statistics on Foreign Work Permits – 2022]*.

62 Compiled by the authors from the data of the Ministry of Labor and Social Security. See: MoLSS, “Yabancı Çalışma İzinleri İstatistikleri – 2020”; MoLSS, “Yabancı Çalışma İzinleri İstatistikleri – 2021 [Statistics on Foreign Work Permits – 2021]*.111



63 ÜİKUY, Art. 27.

Table 2.24. Distribution of work permits granted to foreigners by month and application type, 2021-2022⁶⁴

Month	2020			2021			Rate of Change (%)		
	First Application	Extension Application	Total	First Application	Extension Application	Total	First Application	Extension Application	Total
January	7,434	2,803	10,237	9,749	2,296	12,045	31.14	-18.09	17.66
February	7,659	3,169	10,828	12,296	3,099	15,395	60.54	-2.21	42.18
March	9,049	3,842	12,891	19,994	3,672	23,666	120.95	-4.42	83.59
April	10,393	3,384	13,777	18,504	3,006	21,510	78.04	-11.17	56.13
May	8,002	2,299	10,301	13,757	2,083	15,840	71.92	-9.40	53.77
June	9,927	2,791	12,718	18,160	3,101	21,261	82.94	11.11	67.17
July	6,572	2,440	9,012	10,439	2,541	12,980	58.84	4.14	44.03
August	12,233	3,182	15,415	11,303	3,173	14,476	-7.60	-0.28	-6.09
September	12,507	3,190	15,697	13,818	3,854	17,672	10.48	20.82	12.58
October	16,717	3,301	20,018	16,785	3,783	20,568	0.41	14.60	2.75
November	13,490	3,966	17,456	16,465	3,982	20,447	22.05	0.40	17.13
December	15,662	4,091	19,753	13,121	3,701	16,822	-16.22	-9.53	-14.84
Total	129,645	38,458	168,103	174,391	38,291	212,682	34.51	-0.43	26.52

In 2021, **168,103** work permits were issued, with **129,645 (77.12%)** for first applications and **38,458 (22.88%)** for extension applications. By 2022, the number of work permits for first applications increased to **174,391 (82.0%)**, while the number for extension applications decreased to **38,291 (18.0%)**. On the other hand, in 2022, the number of work permits for first applications increased for both male and female foreigners, while for extension applications, the number of work permits for men increased (**18,692**), but the number for women decreased by about **1,500**, reaching **19,599**. Despite the decrease in work permits granted to women for extension applications, the number of permits granted to women in this category was higher than that granted to men in 2022.

Table 2.25. Distribution of work permits granted to foreigners by gender and application type, 2021-2022⁶⁵

Gender	2021			2022			Rate of Change (%)		
	First Application	Extension Application	Total	First Application	Extension Application	Total	First Application	Extension Application	Total
 Male	102,451	17,281	119,732	136,161	18,692	154,853	32.90	8.17	29.33
 Female	27,194	21,177	48,371	38,230	19,599	57,829	40.58	-7.45	19.55
Total	129,645	38,458	168,103	174,391	38,291	212,682	34.51	-0.43	26.52

64 Compiled by the authors from the data of the Ministry of Labor and Social Security. A dash (-) indicates that there is no data. See: MoLSS, "Yabancı Çalışma İzinleri İstatistikleri – 2021 [Statistics on Foreign Work Permits – 2021]"; MoLSS, "Yabancı Çalışma İzinleri İstatistikleri – 2022 [Statistics on Foreign Work Permits – 2022]".

65 Compiled by the authors from the data of the Ministry of Labor and Social Security. See: MoLSS, "Yabancı Çalışma İzinleri İstatistikleri – 2021 [Statistics on Foreign Work Permits – 2021]"; MoLSS, "Yabancı Çalışma İzinleri İstatistikleri – 2022 [Statistics on Foreign Work Permits – 2022]".

2.4. International Students in Primary and Secondary Education

The concept of international students in primary education refers to foreign students enrolled in elementary and middle schools in Türkiye, while international students in secondary education are foreign students studying at the high school level. In 2021, the number of international students in primary and secondary education in Türkiye's educational institutions was **830,085**, and by 2022, this number had increased to **993,336**. It should be noted that the statistics presented in Table 2.26 also include Syrians in Türkiye under temporary protection status, who make up a significant portion of this total.⁶⁶

In 2021, the largest number of international students in primary and secondary education were enrolled in the following grades: **118,026** students in the first grade (6 years old) accounting for **14.22%**, **95,521** students in the fifth grade (10 years old) accounting for **11.51%**, and **92,711** students in the seventh grade (12 years old) accounting for **11.17%**. By 2022, the distribution had shifted, with **132,112** students in the first grade (6 years old) making up **13.30%**, **110,755** students in the second grade (7 years old) at **11.15%**, and **101,215** students in the fifth grade (10 years old) at **10.19%**.

When examining the change rates in international student numbers for primary and secondary education in 2022 compared to the previous year, the most significant positive changes were observed in the 9th grade (14 years old) at **79.42%**, the 2nd grade (7 years old) at **38.51%**, and preschool (5 years old) students at **36.33%**. The largest negative changes were in open schools (**52.67%**), the 11th grade (16 years old) at **25.43%**, and Accelerated Learning Program (ALP) at **16.10%**. When analyzing this change rate by education level, the number of students in primary education increased by **43.70%** compared to the previous year, and the number in preschool education increased by **36.33%**. However, the increase in middle and secondary education levels was relatively low, with middle school students increasing by **5.12%** and secondary school students increasing by **2.50%**.

⁶⁶ In 2021, of the **928,485** international students in primary and secondary education, **690,633** were Syrians under temporary protection status. However, in the statistics shared by the Directorate General of Lifelong Learning (HBÖGM) in 2022, no data was provided regarding the status of international students at the mentioned levels of education, making it impossible to make a comparison. See: Ministry of National Education, Directorate General of Lifelong Learning (MEB-HBÖGM), "İzleme ve Değerlendirme Raporu 2021 [Monitoring and Evaluation Report 2021]", accessed August 12, 2023.

Table 2.26. Distribution of international students in primary and secondary education in Türkiye by grade and educational level, and rate of change (%), 2021–2022⁶⁷

Educational Level	Grade	2021 ⁶⁸		2022		Rate of Change (%)	
		Population by Grade	Population by Educational Level	Population by Grade	Population by Educational Level	Population by Grade	Population by Educational Level
Preschool	(age 5)	47,105	47,105	64,218	64,218	36.33	36.33
Elementary School	1st Grade (age 6)	118,026	285,778	132,112	410,654	11.93	43.70
	2nd Grade (age 7)	79,960		110,755		38.51	
	3rd Grade (age 8)	87,792		79,983		-8.89	
	4th Grade (age 9)	-		87,804		-	
Middle School	5th Grade (age 10)	95,521	337,739	101,215	355,019	5.96	5.12
	6th Grade (age 11)	84,771		97,146		14.60	
	7th Grade (age 12)	92,711		81,056		-12.57	
	8th Grade (age 13)	64,736		75,602		16.79	
Secondary Education (High School)	9th Grade (age 14)	34,910	159,463	62,636	163,445	79.42	2.50
	10th Grade (age 15)	30,204		33,422		10.65	
	11th Grade (age 16)	25,866		19,287		-25.43	
	12th Grade (age 17)	15,190		19,881		30.88	
	High School Prep	88		-		-	
	ALP (A, B, C, & D)	8,309		6,971		-16.10	
	Open Schools	44,896		21,248		-52.67	
Total Number of Students		830,085	830,085	993,336	993,336	19.67%	19.67%

When examining the school enrollment rates of foreign national students in primary and secondary education, it is observed that the enrollment rates are **80.26%** at the middle school level, **79%** at the elementary school level, and **47.43%** at the high school level. While the enrollment rates at the elementary and middle school levels can be considered relatively high,

67 Compiled from the Ministry of National Education's data by the authors. A short dash (-) indicates that data is not available. See: MEB-HBÖGM, "İzleme ve Değerlendirme Raporu 2021 [Monitoring and Evaluation Report 2021]"; Ministry of National Education, Directorate General of Lifelong Learning (MEB-HBÖGM), "İzleme ve Değerlendirme Raporu 2022 [Monitoring and Evaluation Report 2022]" accessed August 12, 2023.

68 The Directorate General of Lifelong Learning has noted that the data for 2021 was calculated on December 13, 2021. According to the data from the Migration and Emergency Education Department, a unit under the Directorate, dated January 13, 2022, it was reported that **935,731** international students were receiving education. On the other hand, in the report titled "Monitoring and Evaluation Report 2021," the number of international students in primary and secondary education in 2021 was stated to be **928,485**. However, when adding up the student numbers according to the classes listed in the statistics shared by the Directorate, the total number obtained is **830,085**. This discrepancy is thought to be the result of an error during the calculation, and two possible reasons come to mind. First, there may have been an error in compiling the data. Second, this issue may arise from the fact that the number of international students in the **4th grade was not shared** in the relevant table published by the Directorate in 2021. In Table 2.26, the "total student number" row for 2021 includes the result obtained by us. See: MEB-HBÖGM, "İzleme ve Değerlendirme Raporu 2021 [Monitoring and Evaluation Report 2021]."

the dramatic drop at the high school level is striking.

Table 2.27. *Distribution of international students in primary and secondary education in Türkiye by grade and educational level, and rate of change (%), 2022⁶⁹*

Educational Level	Grade	Total Number of Registered Students	Number of Students by Educational Level	School-Age Population	School-Age Population by Educational Level	School Enrollment Rate by Grade (%)	School Enrollment Rate by Educational Level (%)
Preschool	(Age 5)	64,218	64,218	141,849	141,849	45.27%	45.27%
Elementary School	1st Grade (Age 6)	132,112	410,654	138,161	519,846	95.62%	79.00
	2nd Grade (Age 7)	110,755		136,801		80.96%	
	3rd Grade (Age 8)	79,983		132,057		60.57%	
	4th Grade (Age 9)	87,804		112,827		77.82%	
Middle School	5th Grade (Age 10)	101,215	355,019	118,621	442,350	85.33%	80.26
	6th Grade (Age 11)	97,146		116,317		83.52%	
	7th Grade (Age 12)	81,056		110,973		73.04%	
	8th Grade (Age 13)	75,602		96,439		78.39%	
Secondary Education (High School)	9th Grade (Age 14)	62,636	163,445	94,690	344,593	66.15%	47.43
	10th Grade (Age 15)	33,422		86,611		38.59%	
	11th Grade (Age 16)	19,287		81,670		23.62%	
	12th Grade (Age 17)	19,881		81,622		24.36%	
	ALP (A, B, C, & D)	6,971		-		-	
	Open Schools	21,248		-		-	
Total Number of Students		993,336	993,336	1,448,638	1,448,638	68.57%	68.57%

When examining the distribution of international students in primary and secondary education by the top 10 provinces, it is seen that in 2021, the most international students were in Istanbul with **168,083** students (**17.96%**), Gaziantep with **98,663** students (**10.54%**), and Hatay with **72,003** students (**7.70%**). In 2022, these provinces are ranked as follows: Istanbul with **181,917** students (**18.31%**), Gaziantep with **106,241** students (**10.70%**), and Hatay with **74,343** students (**7.48%**).

69 Compiled from the Ministry of National Education's data by the authors. A dash (-) indicates no data available. See MEB-HBÖGM, "İzleme ve Değerlendirme Raporu 2022 [Monitoring and Evaluation Report 2022]".

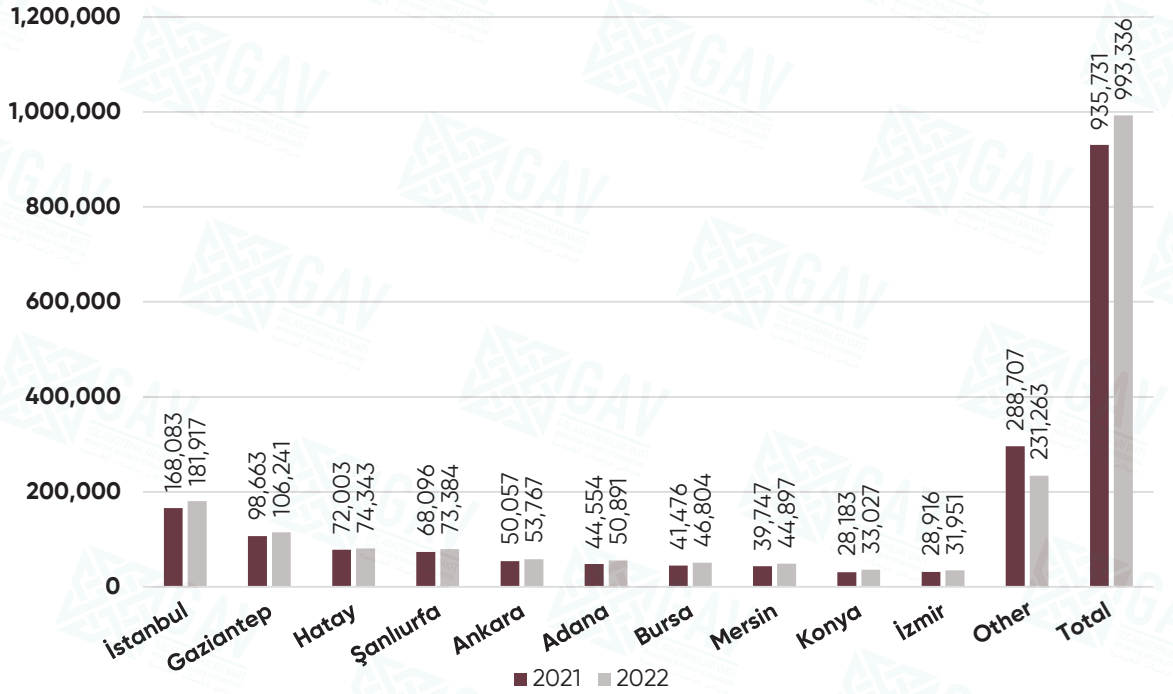


Figure 2.10. Distribution of international students in primary and secondary education in Türkiye by top 10 provinces, 2021-2022⁷⁰

2.5. International Students in Higher Education

The term “international student” generally refers to a person who studies in a country other than their country of permanent residence.⁷¹ However, it is not easy to find the exact definition of this term in current legal texts. In the regulations prepared by YÖK, titled “Principles Regarding the Admission of Students from Abroad [Yurtdışından Öğrenci Kabulüne İlişkin Esaslar],” there is no direct reference to this term. According to this directive, the students who can be admitted to higher education institutions in Türkiye are foreign nationals, those who have voluntarily renounced Turkish citizenship, holders of blue cards, dual citizens who acquired Turkish citizenship later, individuals who completed the last three years of secondary education in a country other than the TRNC even if they are Turkish citizens, and those who are citizens of the TRNC and completed their secondary education in the TRNC.⁷²

Although Türkiye did not have a long-term systemic experience with international students, since 2010, through the organization of various public institutions, a structured system has

70 Compiled from the data of the Ministry of National Education by the authors. See: Republic of Türkiye Ministry of National Education, General Directorate of Lifelong Learning (MEB-HBÖGM), “Göç ve Acil Durumlarda Eğitim Daire Başkanlığı Ocak 2022 [Migration and Emergency Education Department, January 2022]”, January 25, 2022; MEB-HBÖGM, “İzleme ve Değerlendirme Raporu 2022 [Monitoring and Evaluation Report 2022]”.

71 Merve Yalçinkaya & Hayati Beşirli, “Türk Cumhuriyetleri Arasındaki Uluslararası Öğrenci Hareketliliği ve Bu Hareketliliğin Yükseköğretimin Uluslararasılaşma Sürecindeki Rolü”, *Karadeniz Araştırmaları* 19/4 (Haziran 2022), 364.

72 Council of Higher Education (YÖK), “Yurtdışından Öğrenci Kabulüne İlişkin Esaslar” accessed August 2, 2023, p. 1, A: Genel İlkeler, art. 2.

been established. **121** It is also significant that in 2018, Türkiye was ranked among the top **10 countries** hosting the most international students for the first time.⁷³ Indeed, the number of international students hosted by Türkiye has continuously increased since the 2013–2014 academic year. When examining the data on international students in Türkiye published by YÖK (Figure 2.11), it is evident that the number of international students, which was **48,183** in the 2013–2014 academic year, has steadily increased to **260,289**⁷⁴ by the 2021–2022 academic year.

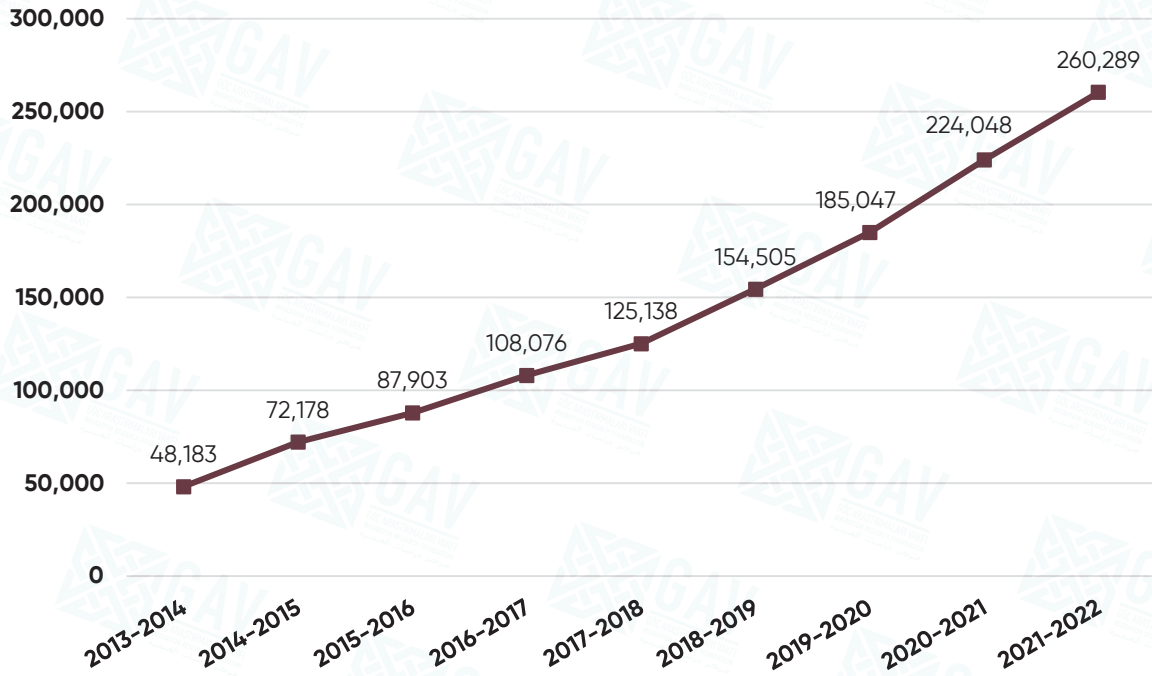


Figure 2.11. Distribution of international students studying in Türkiye by year, 2014–2022⁷⁵

⁷³ YÖK, *Yükseköğretimde Hedef Odaklı Uluslararasılaşma*, 7.

⁷⁴ According to a statement made by YÖK President Erol Özvar at the "Internationalization in Higher Education and the International Visibility of Universities in Türkiye Workshop," as of November 28, 2022, the number of international students studying at higher education institutions in Türkiye **exceeds 300,000**. Additionally, a few months after Özvar's statement, YÖK announced that the number of international students in Türkiye for the 2022–2023 academic year had reached **301,694**. Furthermore, according to another statement made by Özvar on the occasion of the TR-YÖS, Türkiye's target for the number of international students hosted is **500,000**. For more detailed information, see *Gazete Duvar*, "YÖK Başkanı: Uluslararası öğrencilerin yüzde 2,9'u Türkiye'de [YÖK President: 2.9 percent of international students in Türkiye]" (November 28, 2022) Accessed February 3, 2023; *EnSonHaber*, "Erol Özvar: Hedefimiz 500 bin uluslararası öğrenci [Erol Özvar: Our Target is 500 Thousand International Students]" (January 28, 2023) Accessed February 3, 2023; Higher Education Council (YÖK), "Yabancı Uyumlu Öğrencilerin Eğitim Birimlerine Göre Sayıları (2022–2023 Öğretim Yılı Yükseköğretim İstatistikleri) [Number of Foreign Students by Education Unit (2022–2023 Academic Year Higher Education Statistics)]" Accessed August 2, 2023.

⁷⁵ Compiled from the data of the Higher Education Council (YÖK) by the authors. See: Higher Education Council (YÖK), "Yabancı Uyumlu Öğrencilerin Eğitim Birimlerine Göre Sayıları (2013–2014 Öğretim Yılı Yükseköğretim İstatistikleri) [Number of Foreign Students by Education Unit (2013–2014 Academic Year Higher Education Statistics)]" Accessed August 2, 2023; Council of Higher Education (YÖK), "Yabancı Uyumlu Öğrencilerin Eğitim Birimlerine Göre Sayıları (2014–2015 Öğretim Yılı Yükseköğretim İstatistikleri) [Number of Foreign Students by Education Unit (2014–2015 Academic Year Higher Education Statistics)]" Accessed 2 Ağustos 2023; Council of Higher Education (YÖK), "Yabancı Uyumlu Öğrencilerin Eğitim Birimlerine Göre Sayıları (2015–2016 Öğretim Yılı Yükseköğretim İstatistikleri) [Number of Foreign Students by Education Unit (2015–2016 Academic Year Higher Education Statistics)]" Accessed August 2, 2023; Higher Education Council (YÖK), "Yabancı Uyumlu Öğrencilerin Eğitim Birimlerine Göre Sayıları (2016–2017 Öğretim Yılı Yükseköğretim İstatistikleri) [Number of Foreign Students by Education Unit (2016–2017 Academic Year Higher Education Statistics)]" Accessed August 2, 2023; Higher Education Council (YÖK), "Yabancı Uyumlu Öğrencilerin Eğitim Birimlerine Göre Sayıları (2017–2018 Öğretim Yılı Yükseköğretim İstatistikleri) [Number of Foreign Students by Education Unit (2017–2018 Academic Year Higher Education Statistics)]" Accessed August 2, 2023; Higher Education Council (YÖK), "Yabancı Uyumlu Öğrencilerin Eğitim Birimlerine Göre Sayıları (2018–2019 Öğretim Yılı Yükseköğretim İstatistikleri) [Number of Foreign Students by Education Unit (2018–2019 Academic Year Higher Education Statistics)]" Accessed August 2, 2023; Higher Education Council (YÖK), "Yabancı Uyumlu Öğrencilerin Eğitim Birimlerine Göre Sayıları (2019–2020 Öğretim Yılı Yükseköğretim İstatistikleri) [Number of Foreign Students by Education Unit (2019–2020 Academic Year Higher Education Statistics)]" Accessed August 2, 2023; Higher Education Council (YÖK), "Yabancı Uyumlu Öğrencilerin Eğitim Birimlerine Göre Sayıları (2020–2021 Öğretim Yılı Yükseköğretim İstatistikleri) [Number of Foreign Students by Education Unit (2020–2021 Academic Year Higher Education Statistics)]" Accessed August 2, 2023; Higher Education Council (YÖK), "Yabancı Uyumlu Öğrencilerin Eğitim Birimlerine Göre Sayıları (2021–2022 Öğretim Yılı Yükseköğretim İstatistikleri) [Number of Foreign Students by Education Unit (2021–2022 Academic Year Higher Education Statistics)]" Accessed August 2, 2023.

In the 2020–2021 academic year, the number of Turkish university students was **8,240,997**, and the number of international students was **224,048**. In the 2021–2022 academic year, the number of Turkish students increased to **8,296,959**, while the number of international students rose to **260,289**. When comparing the number of Turkish university students with international students, it was found that in the 2020–2021 academic year, the ratio of international students to Turkish students was **2.71%**, and this ratio increased to **3.13%** in the 2021–2022 academic year.

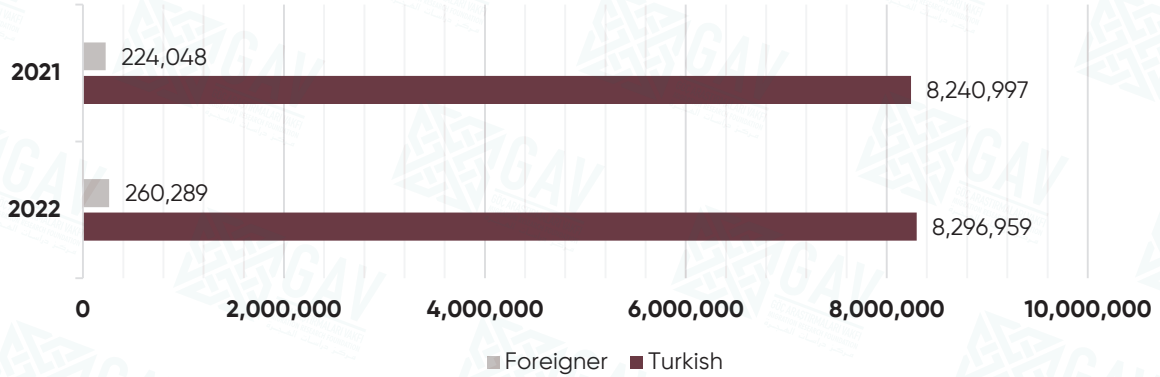


Figure 2.12. *Distribution of international students studying in Türkiye, 2021–2022⁷⁶*

When examining the gender distribution of international students hosted by Türkiye (Figure 2.13), it is observed that in the 2020–2021 academic year, **81,050 (36.18%)** of the international students in Türkiye were female, and **142,998 (63.82%)** were male. In the 2021–2022 academic year, **98,181 (37.72%)** of these students were female, and **162,108 (62.28%)** were male.

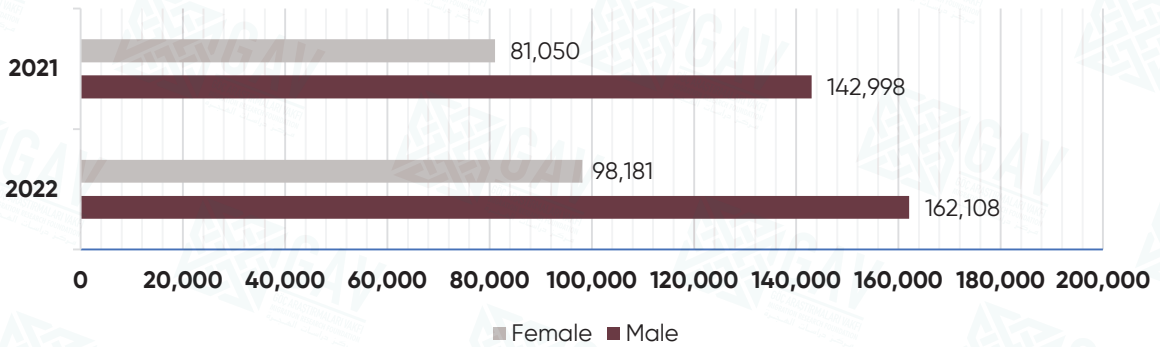


Figure 2.13. *Distribution of international students studying in Türkiye by gender, 2021–2022⁷⁷*

Figure 2.14 shows the distribution of international students in Türkiye by type of university. According to the data, in the 2020–2021 academic year, **50,897 (22.72%)** international students

Öğretim Yılı Yükseköğretim İstatistikleri) [Number of Foreign Students by Education Unit (2021–2022 Academic Year Higher Education Statistics)]" Accessed August 2, 2023.

76 Compiled from the data of the Council of Higher Education (YÖK) by the authors. See: YÖK, "Yabancı Uyruklu Öğrencilerin Eğitim Birimlerine Göre Sayıları (2020–2021 Öğretim Yılı Yükseköğretim İstatistikleri)"; YÖK, "Yabancı Uyruklu Öğrencilerin Eğitim Birimlerine Göre Sayıları (2021–2022 Öğretim Yılı Yükseköğretim İstatistikleri)".

77 Compiled from the data of the Council of Higher Education (YÖK) and prepared by the authors. See: YÖK, "Yabancı Uyruklu Öğrencilerin Eğitim Birimlerine Göre Sayıları (2020–2021 Öğretim Yılı Yükseköğretim İstatistikleri)"; YÖK, "Yabancı Uyruklu Öğrencilerin Eğitim Birimlerine Göre Sayıları (2021–2022 Öğretim Yılı Yükseköğretim İstatistikleri)".

studied at foundation universities, while **173,151 (77.28%)** studied at state universities. In the 2021-2022 academic year, the number of international students at foundation universities increased to **64,911 (24.94%)**, while **195,378 (75.06%)** were at state universities. It is noteworthy that approximately three-quarters of the students are studying at state universities. While this situation may be explained by factors such as the number of quotas allocated for international students and tuition fees, it is not possible to make a definitive comment due to the lack of data on the issue.

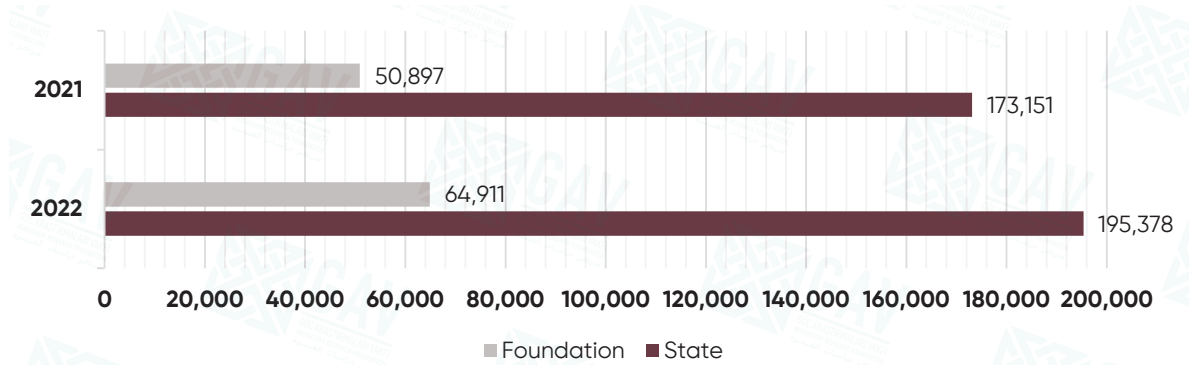


Figure 2.14. *Distribution of international students studying in Türkiye by type of university, 2021-2022⁷⁸*

When examining the distribution of international students in Türkiye by level of education, in the 2020-2021 academic year, **158,538 (70.76%)** students were studying at the undergraduate level, **27,944 (12.47%)** at the associate degree level, **27,795 (12.41%)** at the graduate level, and **9,771 (4.36%)** at the doctoral level. In the 2021-2022 academic year, these numbers increased to **185,732 (71.36%)** for undergraduates, **33,306 (12.80%)** for associate degrees, **30,499 (11.72%)** for graduate students, and **10,752 (4.13%)** for doctoral students. As shown in Table 2.28, while the number of associate degree and graduate students were close to each other in the 2020-2021 academic year, this difference increased in favor of associate degree students in the 2021-2022 academic year.

In the 2020-2021 academic year, the number of male students studying at the master's level (**18,393**) was higher than those studying at the associate degree level (**16,998**). However, in the 2021-2022 academic year, the number of students at the associate degree level (**13,721**) surpassed the number of master's students (**11,042**). For females, in both academic years, the number of international students studying at the associate degree level was higher than those at the master's level. The increasing preference for international students to study at the associate degree level is noteworthy.

78 Compiled from the data of the Council of Higher Education (YÖK) and prepared by the authors. See: YÖK, "Yabancı Uyrıklı Öğrencilerin Eğitim Birimlerine Göre Sayıları (2020-2021 Öğretim Yılı Yükseköğretim İstatistikleri)"; YÖK, "Yabancı Uyrıklı Öğrencilerin Eğitim Birimlerine Göre Sayıları (2021-2022 Öğretim Yılı Yükseköğretim İstatistikleri)".

Table 2.28. *Distribution of international students studying in Türkiye by educational level and gender, 2021-2022⁷⁹*

Educational Level	2020-2021 Academic Year			2021-2022 Academic Year			Rate of Change (%)		
	Male	Female	Total	Male	Female	Total	Male	Female	Total
Associate Degree	16,998	10,946	27,944	19,585	13,721	33,306	15.22	25.35	19.19
Bachelor's Degree	101,032	57,506	158,538	115,974	69,758	185,732	14.79	21.31	17.15
Master's Degree	18,393	9,402	27,795	19,457	11,042	30,499	5.78	17.44	9.73
Doctoral Degree	6,575	3,196	9,771	7,092	3,660	10,752	7.86	14.52	10.04
Total	142,998	81,050	224,048	162,108	98,181	260,289	13.36	21.14	16.18

It was determined that there were international students from **185** different nationalities in Türkiye during the 2020-2021 academic year, and this number increased to **187** in the 2021-2022 academic year.⁸⁰

Looking at the distribution of international students in Türkiye by nationality, in the 2020-2021 academic year, the largest number of international students came from Syria with **47,482** students (**21.19%**), followed by Azerbaijan with **23,770** students (**10.61%**), and Turkmenistan with **19,384** students (**8.65%**). By the 2021-2022 academic year, these numbers had changed to **53,097** students (**20.40%**) from Syria, **28,922** students (**11.11%**) from Azerbaijan, and **17,010** students (**6.54%**) from Iraq. It can be observed that in the 2021-2022 academic year, the number of international students from Turkmenistan decreased by **19.63%** compared to the previous year, and Turkmenistan was the only nationality among the top 10 where a decline was observed.

Table 2.29. *Distribution of international students studying in Türkiye by top 10 nationalities, 2021-2022⁸¹*

Nationality	2020-2021 Academic Year			2021-2022 Academic Year			Rate of Change (%)		
	Male	Female	Total	Male	Female	Total	Male	Female	Total
Afghanistan	6,686	1,742	8,428	6,930	2,072	9,002	3.65	18.94	6.81
Azerbaijan	17,142	6,628	23,770	20,181	8,741	28,922	17.73	31.88	21.67
Iraq	9,993	4,806	14,799	11,000	6,010	17,010	10.08	25.05	14.94

79 Compiled from the data of the Council of Higher Education (YÖK) and prepared by the authors. See: Council of Higher Education (YÖK), "Öğretim Düzeyleri ve Birimlere Göre Yabancı Uyruklu Öğrenci Sayıları (2020-2021 Öğretim Yılı Yükseköğretim İstatistikleri)" Accessed August 18, 2023; Council of Higher Education (YÖK), "Öğretim Düzeyleri ve Birimlere Göre Yabancı Uyruklu Öğrenci Sayıları (2021-2022 Öğretim Yılı Yükseköğretim İstatistikleri)" Accessed August 18, 2023.

80 Individuals with stateless status (Haymatlos) and autonomous regions are not included in this count. In the files shared by YÖK for the 2020-2021 and 2021-2022 academic years, it was observed that some international students were recorded as having the nationalities of the Democratic Germany, Serbia & Montenegro, Ukrainian Soviet Socialist Republic, and Zaire. The reason for this is unknown. See: Council of Higher Education (YÖK), "Yabancı Uyruklu Öğrencilerin Uyruklarına Göre Sayıları (2020-2021 Öğretim Yılı Yükseköğretim İstatistikleri)" Accessed August 18, 2023; Council of Higher Education (YÖK), "Yabancı Uyruklu Öğrencilerin Uyruklarına Göre Sayıları (2021-2022 Öğretim Yılı Yükseköğretim İstatistikleri)" Accessed August 18, 2023.

81 The data compiled from the Council of Higher Education's records were prepared by the authors. See: YÖK, "Yabancı Uyruklu Öğrencilerin Uyruklarına Göre Sayıları (2020-2021 Öğretim Yılı Yükseköğretim İstatistikleri)"; YÖK, "Yabancı Uyruklu Öğrencilerin Uyruklarına Göre Sayıları (2021-2022 Öğretim Yılı Yükseköğretim İstatistikleri)".

Iran	5,621	5,602	11,223	6,958	7,928	14,886	23.79	41.52	32.64
Egypt	4,032	1,789	5,821	5,277	2,570	7,847	30.88	43.66	34.81
Somalia	5,788	2,353	8,141	7,685	3,389	11,074	32.77	44.03	36.03
Syria	29,400	18,082	47,482	31,666	21,431	53,097	7.71	18.52	11.83
Turkmenistan	11,206	8,178	19,384	8,607	6,971	15,578	-23.19	-14.76	-19.63
Jordan	3,854	1,463	5,317	4,620	1,898	6,518	19.88	29.73	22.59
Yemen	4,765	1,064	5,829	6,342	1,372	7,714	33.10	28.95	32.34
Other	44,511	29,343	73,854	52,842	35,799	88,641	18.72	22.00	20.02
Total	142,998	81,050	224,048	162,108	98,181	260,289	13.36	21.14	16.18

When examining the distribution of international students according to the universities they study at, in the 2020-2021 academic year, the universities with the highest number of international students were Karabük University with **9,787** students (**4.37%**), Bursa Uludağ University with **5,348** students (**2.39%**), and Istanbul Aydın University with **5,204** students (**2.32%**). In the 2021-2022 academic year, the universities with the highest number of international students were Karabük University with **11,931** students (**4.58%**), Kütahya Dumlupınar University with **8,281** students (**3.18%**), and Bahçeşehir University with **5,790** students (**2.22%**). It is important to note that international students in open or distance education programs are not included in Table 2.30. Furthermore, the significant increase in the number of international students at Kütahya Dumlupınar University is noteworthy, as the number of international students at this university increased by **117.52%** compared to the previous year in 2022.⁸²

Table 2.30. *Distribution of international students studying in Türkiye by university, 2021-2022*⁸³

University	2020-2021 Academic Year			2021-2022 Academic Year			Rate of Change(%)		
	Male	Female	Total	Male	Female	Total	Male	Female	Total
Altınbaş University	3,545	1,535	5,080	3,818	1,811	5,629	7.70	17.98	10.81
Anadolu University	3,047	1,478	4,525	3,656	2,002	5,658	19.99	35.45	25.04
Ankara University	2,404	1,764	4,168	2,528	2,071	4,599	5.16	17.40	10.34
Bahçeşehir University	3,193	2,007	5,200	3,448	2,342	5,790	7.99	16.69	11.35
Bursa Uludağ University	3,208	2,140	5,348	3,259	2,214	5,473	1.59	3.46	2.34
Çankırı Karatekin University	2,579	889	3,468	3,496	1,273	4,769	35.56	43.19	37.51

⁸² Although it is unknown whether there is a relationship between the rapid increase in the number of international students and the change in the rector of Kütahya Dumlupınar University in 2019, this is considered to be an important area for investigation. However, since it falls outside the scope of this study, it is not discussed here. See: Cumhurbaşkanlığı Tarafından Yapılan Atamalar Hakkında Kararlar, Official Gazette 30844 (July 27, 2019), Decision No: 2019/240.

⁸³ Compiled by the authors from the data of the Council of Higher Education. International students studying in open or distance education units have not been included in the table. See: YÖK, "Yabancı Uruklu Öğrencilerin Eğitim Birimlerine Göre Sayıları (2020-2021 Öğretim Yılı Yükseköğretim İstatistikleri)"; YÖK, "Yabancı Uruklu Öğrencilerin Eğitim Birimlerine Göre Sayıları (2021-2022 Öğretim Yılı Yükseköğretim İstatistikleri)".

İstanbul Aydın University	3,322	1,882	5,204	3,237	1,873	5,110	-2.56	-0.48	-1.81
İstanbul University	2,998	2,170	5,168	2,949	2,426	5,375	-1.63	11.80	4.01
Karabük University	7,508	2,279	9,787	8,997	2,934	11,931	19.83	28.74	21.91
Kütahya Dumlupınar University	2,908	899	3,807	6,122	2,159	8,281	110.52	140.16	117.52
Ondokuz Mayıs University	2,946	1,707	4,653	2,972	1,750	4,722	0.88	2.52	1.48
Sakarya University	2,566	1,362	3,928	3,079	1,881	4,960	19.99	38.11	26.27
Trakya University	2,154	2,083	4,237	2,177	2,200	4,377	1.07	5.62	3.30
Other	100,620	58,855	159,475	112,370	71,245	183,615	11.68	21.05	15.14
Total	142,998	81,050	224,048	162,108	98,181	260,289	13.36	21.14	16.18

In Türkiye, international students can study in open or distance education units in addition to formal education. In the 2020–2021 academic year, the number of students in open or distance education units was **13,069**, and by the 2021–2022 academic year, this number had increased to **17,678**. In this context, the ratio of international students studying in open or distance education units to all international students in Türkiye was **5.83%** in the 2020–2021 academic year, and this ratio increased to **6.79%** in the 2021–2022 academic year.

In the 2020–2021 academic year, the universities with the highest number of international students in open or distance education units were Anadolu University's Open Education Faculty with **7,138** students (**54.62%**), Istanbul University's Open and Distance Education Faculty with **3,122** students (**23.89%**), and Atatürk University's Open Education Faculty with **2,773** students (**21.22%**). By the 2021–2022 academic year, these universities were ranked as follows: Anadolu University's Open Education Faculty with **10,097** students (**57.12%**), Atatürk University's Open Education Faculty with **4,637** students (**26.23%**), and Istanbul University's Open and Distance Education Faculty with **2,906** students (**16.44%**). As shown in Table 2.31, the number of international students studying at Istanbul University's Open and Distance Education Faculty decreased by **6.92%** in the 2021–2022 academic year compared to the previous year.

Table 2.31. *Distribution of international students studying in open and distance education institutions in Türkiye, 2021–2022⁸⁴*

University	2020–2021 Academic Year			2021–2022 Academic Year			Rate of Change (%)		
	Male	Female	Total	Male	Female	Total	Male	Female	Total
Afyon Kocatepe University	1	1	2	–	1	1	–	0.00	–50.00
Anadolu University	4,066	3,072	7,138	5,543	4,554	10,097	36.33	48.24	41.45
Ankara University	–	–	–	12	15	27	–	–	–

84 This has been compiled by the authors based on the data from the Council of Higher Education. A short dash (–) indicates no data available. See YÖK, "Yabancı Uruklu Öğrencilerin Eğitim Birimlerine Göre Sayıları (2020–2021 Öğretim Yılı Yükseköğretim İstatistikleri)"; YÖK, "Yabancı Uruklu Öğrencilerin Eğitim Birimlerine Göre Sayıları (2021–2022 Öğretim Yılı Yükseköğretim İstatistikleri)".

Atatürk University	1,239	1,534	2,773	1,992	2,645	4,637	60.77	72.43	67.22
Isparta University of Applied Sciences	24	10	34	5	5	10	-79.17	-50.00	-70.59
İstanbul University	1,454	1,668	3,122	1,246	1,660	2,906	-14.31	-0.48	-6.92
Total	6,784	6,285	13,069	8,798	8,880	17,678	29.69	41.29	35.27
Grand Total	142,998	81,050	224,048	162,108	98,181	260,289	13.36	21.14	16.18
Rate (%)	4.74	7.75	5.83	5.43	9.04	6.79	-	-	-

In the 2020–2021 academic year, the ratio of international students studying in open or distance education units to all students at Anadolu University was **61.20%**, and in the 2021–2022 academic year, this ratio increased to **64.09%**. For Atatürk University, this ratio was **58.54%** in the 2020–2021 academic year and rose to **69.29%** in the 2021–2022 academic year. In contrast, the ratio of international students studying at Istanbul University's Open and Distance Education Faculty to all students at Istanbul University was **37.66%** in 2021, and this ratio decreased to **35.09%** in 2022. It is noteworthy that the ratio of international students studying at the Open Education Faculties of Anadolu University and Atatürk University is **above 50%**.

Table 2.32. Comparison of international student populations in universities hosting the highest number of students in open and distance education institutions, 2021–2022⁸⁵

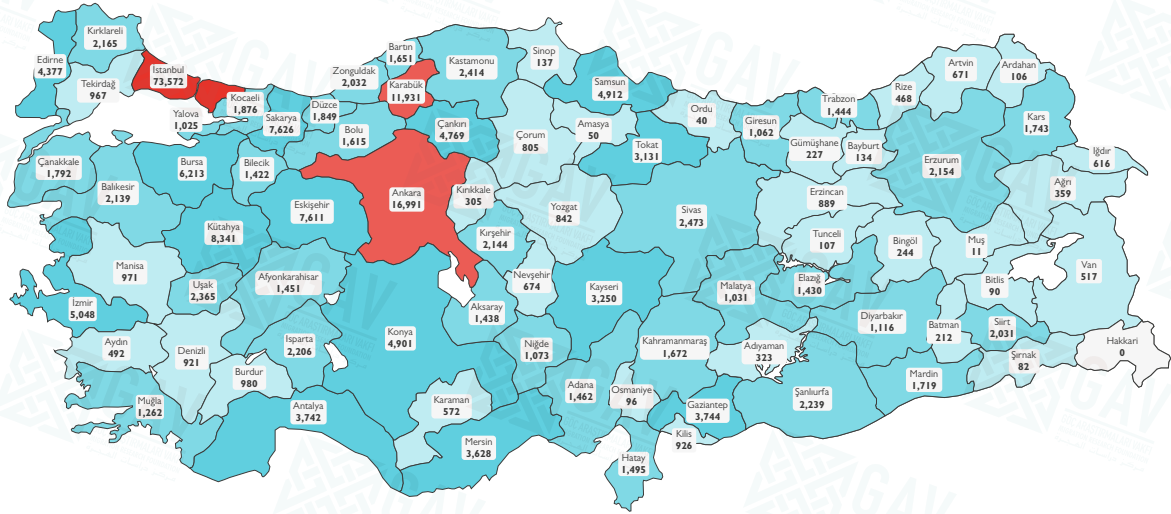
University	2020–2021 Academic Year				2021–2022 Academic Year			
	Daytime or Evening Program Students	Open or Distance Education Students	Total	Rate (%) ⁸⁶	Daytime or Evening Program Students	Open or Distance Education Students	Total	Rate (%) ⁸⁷
Anadolu University	4,525	7,138	11,663	61,20	5,658	10,097	15,755	64,09
Atatürk University	1,964	2,773	4,737	58,54	2,055	4,637	6,692	69,29
İstanbul University	5,168	3,122	8,290	37,66	5,375	2,906	8,281	35,09

As seen in Map 2.10, in the 2021–2022 academic year, the number of provinces with international students in the range of **1–1,000 students is 31**, the number of provinces with **1,001–5,000 students is 41**, the number of provinces with **5,001–10,000 students is 5**, and the number of provinces with more than **10,000 students is 3**. The only province without international students is Hakkari.

⁸⁵ Compiled by the authors from the data of the Council of Higher Education. A dash (-) indicates that there is no data available. See: YÖK, "Yabancı Uyruklu Öğrencilerin Eğitim Birimlerine Göre Sayıları (2020–2021 Öğretim Yılı Yükseköğretim İstatistikleri)"; YÖK, "Yabancı Uyruklu Öğrencilerin Eğitim Birimlerine Göre Sayıları (2021–2022 Öğretim Yılı Yükseköğretim İstatistikleri)".

⁸⁶ Refers to the ratio of international students studying in the open or distance education departments of the relevant university to the total number of international students at that university.

⁸⁷ Refers to the ratio of international students studying in the open or distance education departments of the relevant university to the total number of international students at that university.



Map 2.10. Distribution of international students studying in Türkiye by province, 2021–2022 academic year⁸⁸

When comparing the number of international students to the provincial population in Türkiye, it is observed that in almost every part of Türkiye, the ratio of international students to Turkish citizens is **below 1%**. However, the number of provinces where this ratio is **more than 1%** is four. In Karabük, the ratio of international students to the provincial population is **4.73%**, in Çankırı, it is **2.44%**, in Edirne, it is **1.96%**, and in Kütahya, it is **1.44%**.



Map 2.11. Distribution of the ratio of international students to the provincial population in Türkiye, 2021–2022 academic year⁸⁹

When examining the distribution of international students by province, it is observed that in the 2020–2021 academic year, the highest number of international students were in Istanbul

88 Compiled by the authors from the data of the Council of Higher Education. International students studying in open or distance education units are not included. See: YÖK, "Yabancı Uyruklu Öğrencilerin Eğitim Birimlerine Göre Sayıları (2021–2022 Öğretim Yılı Yükseköğretim İstatistikleri)".

89 Compiled by the authors from the data of the Council of Higher Education and the Turkish Statistical Institute. International students studying in open or distance education units have not been included. See: YÖK, "Yabancı Uyruklu Öğrencilerin Eğitim Birimlerine Göre Sayıları (2021–2022 Öğretim Yılı Yükseköğretim İstatistikleri)"; TURKSTAT, "İl, Tek Yaş ve Cinsiyete Göre Nüfus (Adrese Dayalı Nüfus Kayıt Sistemi Sonuçları, 2022)".

with **62,406** people (**27.85%**), in Ankara with **14,265** people (**6.37%**), and in Karabük with **9,787** people (**4.37%**). In the 2021-2022 academic year, these provinces are ranked as follows: İstanbul with **73,572** people (**28.27%**), Ankara with **16,991** people (**6.53%**), and Karabük with **11,931** people (**4.58%**).

Table 2.33. *Distribution of international students studying in Türkiye (excluding those in open and distance education) by top 10 provinces, 2021-2022⁹⁰*

Province	2020-2021 Academic Year			2021-2022 Academic Year			Rate of Change (%)		
	Male	Female	Total	Male	Female	Toplam	Male	Female	Total
Ankara	8,533	5,732	14,265	9,831	7,160	16,991	15.21	24.91	19.11
Bursa	3,521	2,256	5,777	3,775	2,438	6,213	7.21	8.07	7.55
Edirne	2,154	2,083	4,237	2,177	2,200	4,377	1.07	5.62	3.30
Eskişehir	4,249	2,097	6,346	4,934	2,677	7,611	16.12	27.66	19.93
İstanbul	38,415	23,991	62,406	43,685	29,887	73,572	13.72	24.58	17.89
İzmir	2,786	1,696	4,482	2,980	2,068	5,048	6.96	21.93	12.63
Karabük	7,508	2,279	9,787	8,997	2,934	11,931	19.83	28.74	21.91
Konya	3,016	1,610	4,626	3,179	1,722	4,901	5.40	6.96	5.94
Kütahya	2,935	942	3,877	6,146	2,195	8,341	109.40	133.01	115.14
Sakarya	3,715	1,788	5,503	4,969	2,657	7,626	33.76	48.60	38.58
Samsun	3,098	1,745	4,843	3,127	1,785	4,912	0.94	2.29	1.42
Other	63,068	34,831	97,899	68,308	40,458	108,766	8.31	16.16	11.10
Total	142,998	81,050	224,048	162,108	98,181	260,289	13.36	21.14	16.18

2.6. International Faculty Members in Higher Education

International faculty members can be defined as individuals who have been trained in a particular educational culture and work in another educational system and culture.⁹¹ Within the concept of internationalization in higher education, the mobility of international faculty members is considered important. Countries are striving to become a hub not only for international students but also for faculty members in order to meet the demand for qualified personnel.⁹² Higher education institutions in Türkiye also aim to benefit from this internation-

⁹⁰ Compiled by the authors from the data of the Council of Higher Education. International students studying in open or distance education units have not been included. See: YÖK, "Yabancı Uyumlu Öğrencilerin Eğitim Birimlerine Göre Sayıları (2021-2022 Öğretim Yılı Yükseköğretim İstatistikleri)".

⁹¹ Patricia Walker, "The Globalisation of Higher Education and the Sojourner Academic: Insights into Challenges Experienced by Newly Appointed International Academic Staff in a UK University", *Journal of Research in International Education* 14/1 (April 2015), 61.

⁹² Bahadır Erişti, Mustafa Polat, Cahit Erdem, "Yükseköğretimde Uluslararasılaşma: Uluslararası Öğrencilerin Bulunduğu Sınıflarda Ders Veren Öğretim Elemanlarının Öğretim Sürecinde Yaşadıkları Sorunlar ve Çözüm Önerileri [Internationalization in Higher Education: Problems

al student mobility. However, unlike international students, the number of international faculty members in Türkiye has not followed an upward trend. On the contrary, as shown in Figure 22, the number of international faculty members in Türkiye has exhibited a fluctuating pattern between 2015 and 2022.⁹³

In the 2014–2015 academic year, **2,944** international faculty members were working in Türkiye's higher education institutions. By the 2021–2022 academic year, this number increased to **3,132**. However, in the 2016–2017 academic year, the number of international faculty members dropped to **2,886**, marking the lowest point between 2015 and 2022. In the 2019–2020 academic year, the number peaked at **3,325**. Since 2020, this number has shown a consistent downward trend.

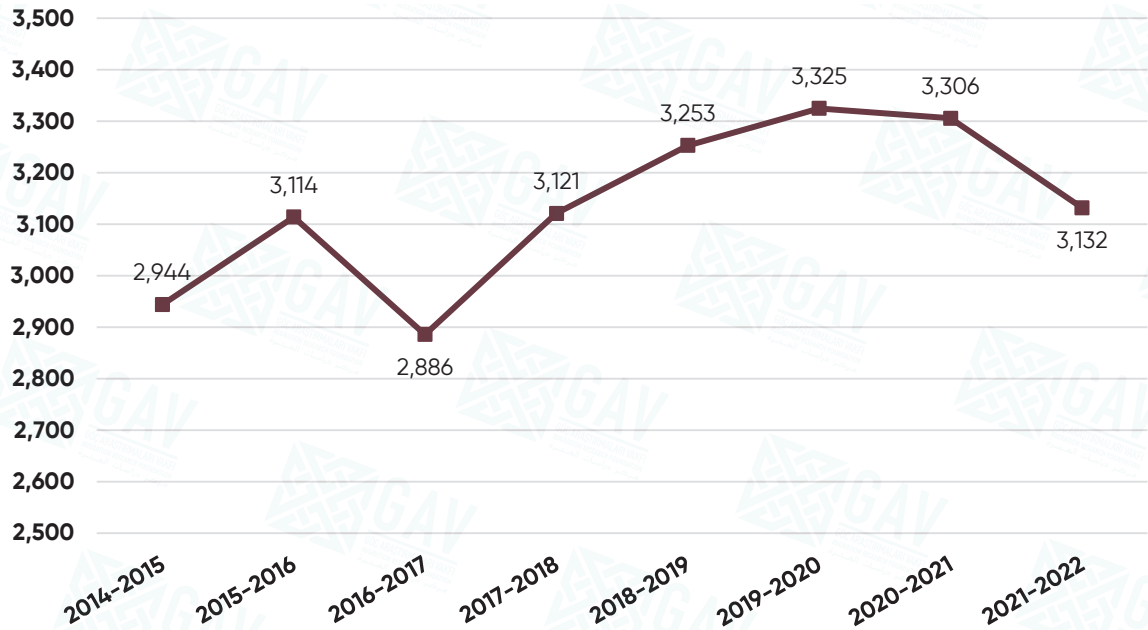


Figure 2.15. Distribution of international faculty members working in higher education institutions in Türkiye by year, 2015–2022⁹⁴

When comparing the number of international faculty members working in Türkiye with the

Experienced by Faculty Members Teaching in Classes with International Students and Suggestions for Solutions], *Tarih, Kültür ve Sanat Araştırmaları Dergisi* 7/2 (July 2018), 353.

⁹³ In the statistics published by YÖK, it has been observed that, similar to the previous two years, the number of international faculty members in the 2022–2023 academic year is also on the decline. Specifically, in this academic year, the number of international faculty members working in Türkiye is **3,069**. See: The Council of Higher Education (YÖK), "Yabancı Uyumlu Öğretim Elemanlarının Akademik Görevlerine Göre Sayıları (2022–2023 Yılı Yükseköğretim İstatistikleri)" Accessed on August 12, 2023.

⁹⁴ Compiled by the authors from the data of the Council of Higher Education. See: Council of Higher Education (YÖK), "Yabancı Uyumlu Öğretim Elemanlarının Akademik Görevlerine Göre Sayıları (2014–2015 Yılı Yükseköğretim İstatistikleri)" Accessed on August 12, 2023; Council of Higher Education (YÖK), "Yabancı Uyumlu Öğretim Elemanlarının Akademik Görevlerine Göre Sayıları (2015–2016 Yılı Yükseköğretim İstatistikleri)" Accessed on August 12, 2023; Council of Higher Education (YÖK), "Yabancı Uyumlu Öğretim Elemanlarının Akademik Görevlerine Göre Sayıları (2016–2017 Yılı Yükseköğretim İstatistikleri)" Accessed on August 12, 2023; Council of Higher Education (YÖK), "Yabancı Uyumlu Öğretim Elemanlarının Akademik Görevlerine Göre Sayıları (2017–2018 Yılı Yükseköğretim İstatistikleri)" Accessed on August 12, 2023; Council of Higher Education (YÖK), "Yabancı Uyumlu Öğretim Elemanlarının Akademik Görevlerine Göre Sayıları (2018–2019 Yılı Yükseköğretim İstatistikleri)" Accessed on August 12, 2023; Council of Higher Education (YÖK), "Yabancı Uyumlu Öğretim Elemanlarının Akademik Görevlerine Göre Sayıları (2019–2020 Yılı Yükseköğretim İstatistikleri)" Accessed on August 12, 2023; Council of Higher Education (YÖK), "Yabancı Uyumlu Öğretim Elemanlarının Akademik Görevlerine Göre Sayıları (2020–2021 Yılı Yükseköğretim İstatistikleri)" Accessed on August 12, 2023; Council of Higher Education (YÖK), "Yabancı Uyumlu Öğretim Elemanlarının Akademik Görevlerine Göre Sayıları (2021–2022 Yılı Yükseköğretim İstatistikleri)" Accessed on August 12, 2023.

Turkish academic population, it is observed that in 2021, there were **3,306** international faculty members and **179,685** Turkish faculty members. In 2022, the number of international faculty members decreased to **3,132**, while the number of Turkish academics increased to **184,702**. In this context, the ratio of international faculty members to Turkish faculty members was **1.83%** in 2021, and it decreased to **1.69%** in 2022.

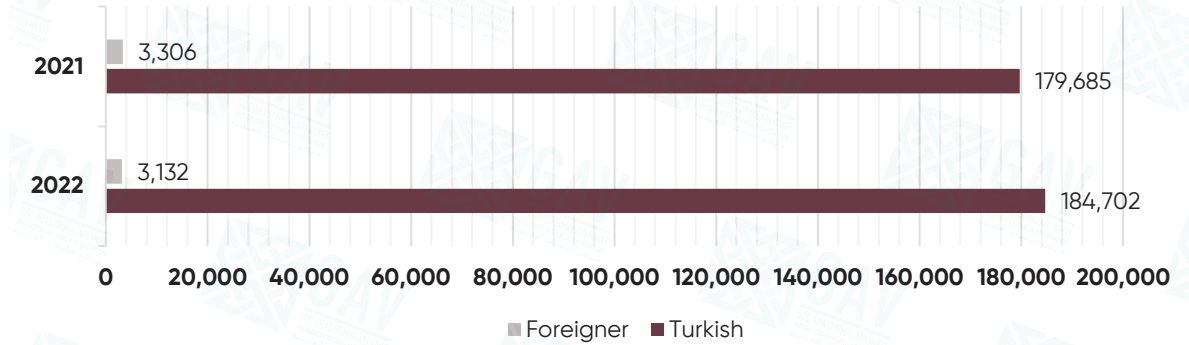


Figure 2.16. Distribution of faculty members working in Türkiye, 2021-2022⁹⁵

As shown in Figure 2.17, the majority of international faculty members in higher education institutions in Türkiye are male. In 2021, there were **1,349** female international faculty members (**40.80%**) and **1,957** male faculty members (**59.20%**) in Türkiye. By 2022, the number of female international faculty members decreased to **1,286** (**41.06%**), while the number of male faculty members decreased to **1,846** (**58.94%**).

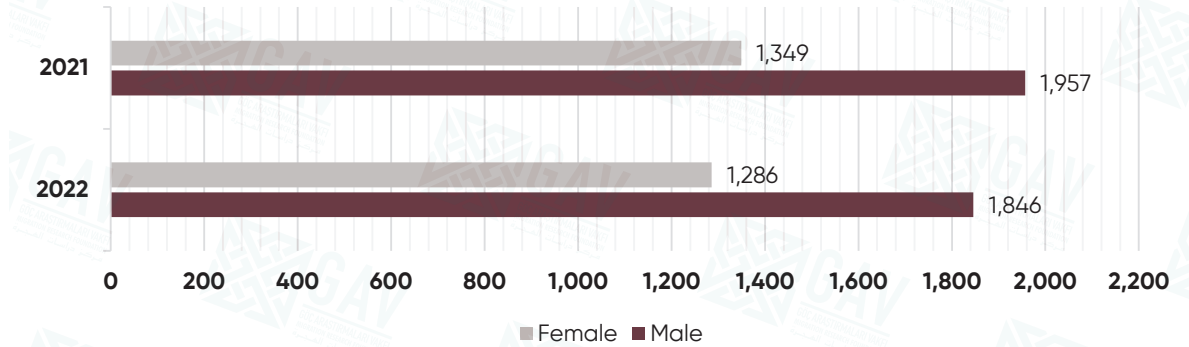


Figure 2.17. Distribution of international faculty members working in Türkiye by gender, 2021-2022⁹⁶

In 2021, **1,481** international faculty members (**44.79%**) worked in private universities, and **1,825** (**55.21%**) worked in public universities. By 2022, the number of international faculty members in private universities decreased to **1,470** (**46.93%**), while the number in public universities decreased to **1,662** (**53.07%**). This indicates that, in 2022, the decrease in the number of international faculty members in private universities was smaller compared to public universities. Specifically, while there was a reduction of **11** international faculty members in private

⁹⁵ Compiled from the data of the Council of Higher Education (YÖK) and prepared by the authors. See: YÖK, "Yabancı Uyruklu Öğretim Elemanlarının Akademik Görevlerine Göre Sayıları (2020-2021 Yılı Yükseköğretim İstatistikleri"; YÖK, "Yabancı Uyruklu Öğretim Elemanlarının Akademik Görevlerine Göre Sayıları (2021-2022 Yılı Yükseköğretim İstatistikleri"

⁹⁶ Compiled from the data of the Council of Higher Education (YÖK) and prepared by the authors. See: YÖK, "Yabancı Uyruklu Öğretim Elemanlarının Akademik Görevlerine Göre Sayıları (2020-2021 Yılı Yükseköğretim İstatistikleri"; YÖK, "Yabancı Uyruklu Öğretim Elemanlarının Akademik Görevlerine Göre Sayıları (2021-2022 Yılı Yükseköğretim İstatistikleri"

universities in 2022, the decrease in public universities was **163** faculty members.

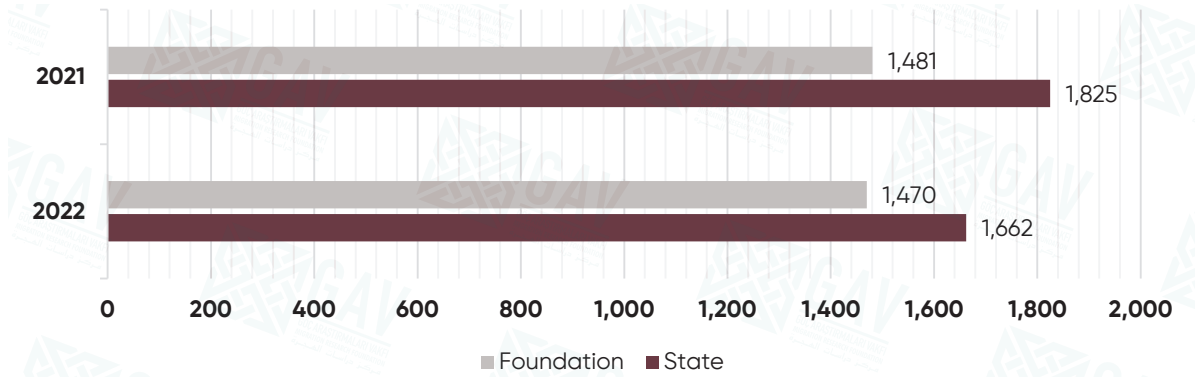


Figure 2.18. Distribution of international faculty members working in Türkiye by type of university, 2021-2022⁹⁷

The distribution of international academic staff in Türkiye by academic title shows that the largest number of international faculty members hold the titles of Lecturer, Assistant Professor (Doctoral Faculty Member), and Professor, in that order. In 2021, **1,755** international academic staff members (**53.09%**) held the title of Lecturer, **949** (**28.71%**) held the title of Assistant Professor (Doctoral Faculty Member), and **220** (**6.65%**) were Professors. By 2022, these numbers had changed, with **1,586** (**50.64%**) serving as Lecturers, **970** (**30.97%**) as Assistant Professors (Doctoral Faculty Members), and **208** (**6.64%**) as Professors. As seen in Figure 2.19, the number of international academic staff with the title of Doctoral Faculty Member increased compared to the previous year, while the numbers for other titles either decreased or remained relatively stable.

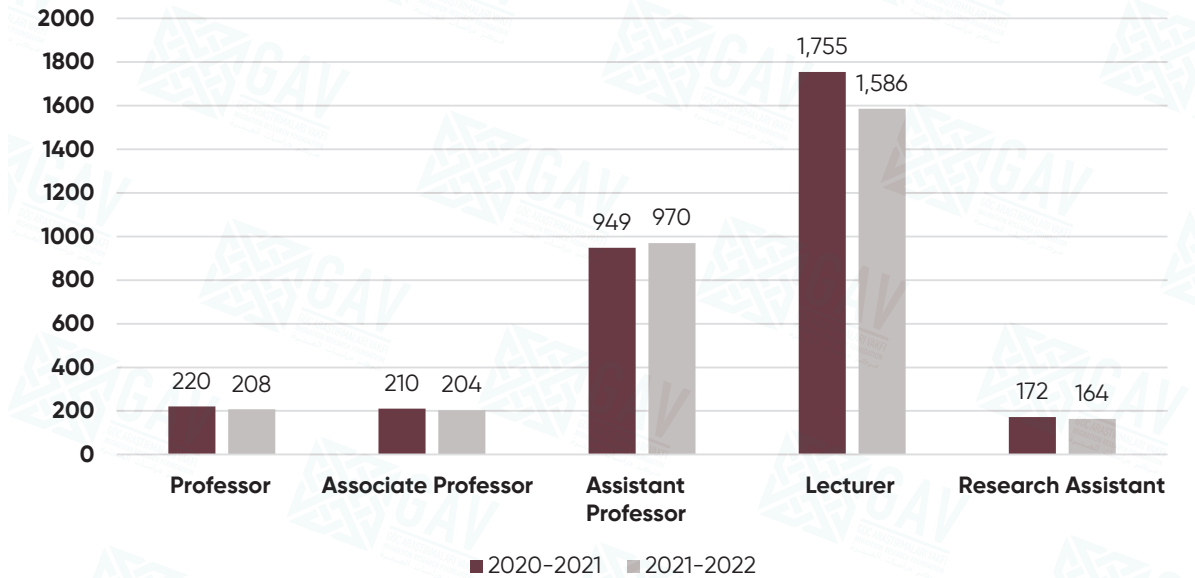


Figure 2.19. Distribution of international faculty members working in Türkiye by academic title, 2021-2022⁹⁸

97 Compiled from the data of the Council of Higher Education (YÖK) and prepared by the authors. See: YÖK, "Yabancı Uyruklu Öğretim Elemanlarının Akademik Görevlerine Göre Sayıları (2020-2021 Yılı Yükseköğretim İstatistikleri)"; YÖK, "Yabancı Uyruklu Öğretim Elemanlarının Akademik Görevlerine Göre Sayıları (2021-2022 Yılı Yükseköğretim İstatistikleri)".

98 Compiled from the data of the Council of Higher Education (YÖK) and prepared by the authors. See: YÖK, "Yabancı Uyruklu Öğretim Elemanlarının Akademik Görevlerine Göre Sayıları (2020-2021 Yılı Yükseköğretim İstatistikleri)"; YÖK, "Yabancı Uyruklu Öğretim Eleman-

In the 2020-2021 academic year, the highest number of international academic staff came from Iran with **381** individuals (**%11.52**), the United States with **321** individuals (**9.71%**), and Syria with **300** individuals (**9.07%**). By the 2021-2022 academic year, the number of Iranian nationals increased to **390** (**12.45%**), the number of U.S. nationals decreased to **296** (**9.45%**), and the number of Syrian nationals decreased to **264** (**8.43%**).

Table 2.34. *Distribution of international academic staff working in Türkiye by academic title and top 10 nationalities, 2021-2022⁹⁹*

Nationality	2020-2021						2021-2022					
	Prof.	Assoc. Prof.	Asst. Prof.	Lect.	Res. Asst.	Total	Prof.	Assoc. Prof.	Asst. Prof.	Lect.	Res. Asst.	Total
USA	18	13	66	222	2	321	19	13	64	198	2	296
Germany	13	13	44	88	15	173	14	12	53	77	12	168
Azerbaijan	53	28	58	76	71	286	46	23	51	66	68	254
Iraq	2	10	33	37	3	85	-	10	28	37	3	78
England	13	8	26	138	-	185	11	11	26	127	-	175
Iran	9	14	186	165	7	381	10	15	197	162	6	390
TRNC	14	19	24	35	21	113	16	16	23	34	18	107
Egypt	7	4	39	74	2	126	6	4	35	64	1	110
Russia	12	10	14	57	1	94	10	10	14	50	-	84
Syria	10	13	97	178	2	300	8	12	88	153	3	264
Other	69	78	362	685	48	1,242	68	78	391	618	51	1,206
Total	220	210	949	1,755	172	3,306	208	204	970	1,586	164	3,132

In the distribution of international academic staff based on the universities they work at in Türkiye, the highest number of international academic staff in the 2020-2021 academic year were at Bilkent University with **200** individuals (**6.05%**), Istanbul University with **126** individuals (**3.81%**), and Middle East Technical University with **103** individuals (**3.12%**). In the 2021-2022 academic year, this ranking remained unchanged, but the number of academic staff decreased, with **192** at Bilkent University (**6.13%**), **125** at Istanbul University (**3.99%**), and **100** at Middle East Technical University (**3.19%**).

larının Akademik Görevlerine Göre Sayıları (2021-2022 Yılı Yükseköğretim İstatistikleri".

⁹⁹ Compiled from the data of the Council of Higher Education (YÖK) and prepared by the authors. Short dash (-) indicates that there is no data available. See: Council of Higher Education (YÖK), "Yabancı Uyruklu Öğretim Elemanlarının Akademik Ünvanlarına ve Uyrklarına Göre Sayıları (2021-2022 Yılı Yükseköğretim İstatistikleri" Accessed August 12, 2023; Yükseköğretim Kurulu (YÖK), "Yabancı Uyruklu Öğretim Elemanlarının Akademik Ünvanlarına ve Uyrklarına Göre Sayıları (2021-2022 Yılı Yükseköğretim İstatistikleri" Accessed August 12, 2023.

Table 2.35. *Distribution of international academic staff working in Türkiye by academic title and top 10 universities, 2021–2022¹⁰⁰*

University	2020–2021						2021–2022					
	Prof.	Assoc. Prof.	Asst. Prof.	Lect.	Res. Asst.	Total	Prof.	Assoc. Prof.	Asst. Prof.	Lect.	Res. Asst.	Total
Ankara University	4	2	4	55	6	71	2	2	4	39	4	51
Başkent University	3	4	3	9	49	68	4	1	5	10	57	77
Boğaziçi University	9	7	31	40	–	87	8	9	25	36	–	78
Hacettepe University	2	3	3	43	10	61	2	2	3	39	10	56
İ.D. Bilkent University	7	16	73	104	–	200	10	17	72	93	–	192
İstanbul Aydın University	2	6	22	41	–	71	4	5	28	42	–	79
İstanbul Gelişim University	6	5	43	16	–	70	5	4	44	18	–	71
İstanbul University	7	7	7	104	1	126	6	6	7	105	1	125
Koç University	2	5	23	44	–	74	3	4	21	41	–	69
Middle East Technical University	17	12	29	44	1	103	17	10	32	40	1	100
Turkish–German University	8	2	12	42	2	66	8	2	13	34	2	59
Other	153	141	699	1,213	103	2,309	139	142	716	1,089	89	2,175
Total	220	210	949	1,755	172	3,306	208	204	970	1,586	164	3,132

2.7. Property Sales to Foreigners

One of the significant issues that has occupied the agenda in recent years in Türkiye is the sale of properties to foreigners, which is considered an important topic for examination. As is well known, acquiring Turkish citizenship through property sales is a frequently debated matter. With the increase in the foreign population in Türkiye, it can be said that the number of foreigners purchasing properties has also risen. According to the statistics published by TURKSTAT, the total number of properties sold to foreigners between 2013 and 2022 is **346,417**. In 2013, **12,181** properties were sold to foreigners in Türkiye, and by 2022, this number had increased nearly 5.5 times, reaching **67,490**.¹⁰¹

100 Compiled from the data of the Higher Education Council. A dash (–) indicates that no data is available. The cells highlighted in red indicate that the data in the respective cell is not included in the top 10 university distribution. See: YÖK, “Yabancı Uyumlu Öğretim Elemanlarının Akademik Görevlerine Göre Sayıları (2020–2021 Yılı Yükseköğretim İstatistikleri”); YÖK, “Yabancı Uyumlu Öğretim Elemanlarının Akademik Görevlerine Göre Sayıları (2021–2022 Yılı Yükseköğretim İstatistikleri”.

101 The rapid increase in the number of property sales during the specified years and whether it was caused by fluctuations in the Turkish economy is an important issue that should be examined in a separate study.

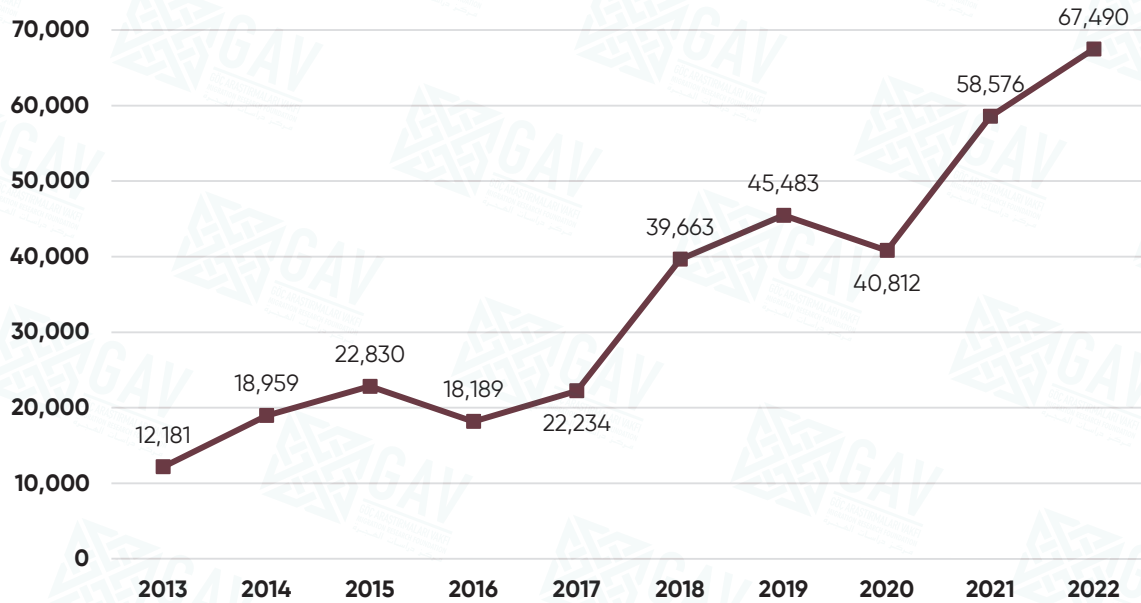


Figure 2.20. Distribution of housing sales to foreigners by year, 2015-2022¹⁰²

Looking at Figure 2.21, which shows the distribution of property sales to foreigners by month, it can be observed that property sales increased towards the end of 2021, while in 2022, sales peaked during the summer months. In 2021, the highest number of property sales occurred in December with **7,841** properties (**13.39%**), followed by November with **7,363** properties (**12.57%**), and September with **6,630** properties (**11.32%**). In 2022, however, the highest sales were recorded in June with **8,630** properties (**12.79%**), followed by April with **6,447** properties (**9.55%**) and December with **6,386** properties (**9.46%**).

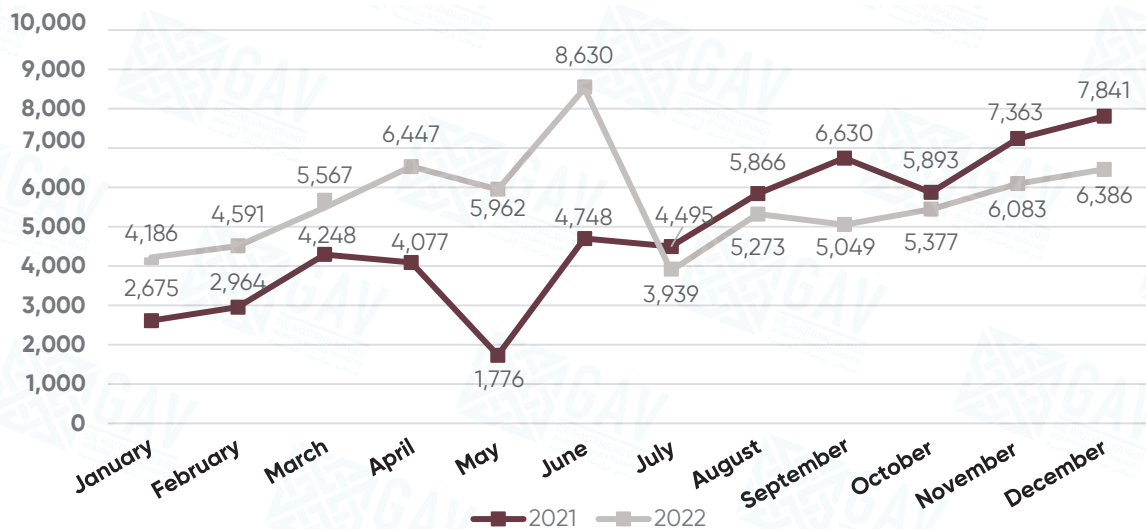


Figure 2.21. Monthly distribution of housing sales to foreigners ¹⁰³

¹⁰² Compiled by the authors from the data of the Turkish Statistical Institute (TURKSTAT). See: TURKSTAT, "İllere Göre Yabancılar Yapılan Konut Satış Sayıları (Konut Satış İstatistikleri, Aralık 2022)" Accessed on August 9, 2023.

¹⁰³ Compiled by the authors from the data of the Turkish Statistical Institute (TURKSTAT). See TURKSTAT, "İllere Göre Yabancılar Yapılan

Figure 2.22¹⁰⁴ shows the distribution of property sales by nationality. In 2021, the highest number of properties were sold to foreigners from Iran (10,056 properties, 17.17%), Iraq (8,661 properties, 14.79%), and Russia (5,379 properties, 9.18%). However, in 2022, the rankings changed, with the highest sales going to Russia (16,312 properties, 24.17%), followed by Iran (8,223 properties, 12.18%), and Iraq (6,241 properties, 9.25%). Accordingly, the number of properties sold to nationals of Iraq and Iran decreased compared to the previous year, while the number of properties sold to Russian nationals nearly tripled. It is believed that this change in property sales statistics is directly related to political events in the respective countries, with Russia's invasion of Ukraine and the social movements in Iran being examples of such events.

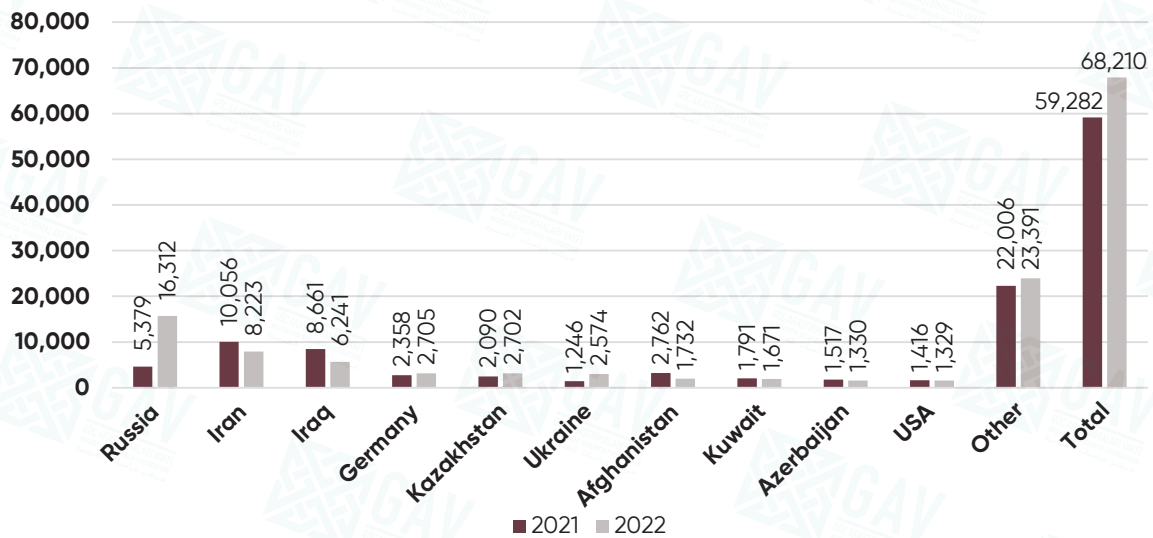


Figure 2.22. Monthly distribution of housing sales to foreigners¹⁰⁵ in Türkiye by top 10 nationalities, 2021–2022¹⁰⁶

When examining the provinces where the most properties were sold to foreigners (Figure 2.23), it can be observed that in 2021, the highest number of sales occurred in Istanbul with 26,469 properties (45.19%), followed by Antalya with 12,384 properties (21.14%), and Ankara with 3,672 properties (6.27%). In 2022, the highest sales were recorded in Istanbul with 24,953 properties (36.97%), followed by Antalya with 21,860 properties (32.39%), and Mersin with 4,316 properties (6.40%). When looking at the changes in sales in 2022 compared to the previous year, it is generally observed that there was a decrease in sales across the top 10 provinces. However, in Antalya, Bursa, and Mersin, sales increased. The rise in property sales to foreigners in southern Türkiye is likely due to the influx of Russian and Ukrainian nationals coming to Türkiye due to the Russia-Ukraine war. This is supported by news reports related to individuals from these nationalities in this region.¹⁰⁷ On the other hand, as examined

Konut Satış Sayıları (Konut Satış İstatistikleri, Aralık 2022)".

104 In the data published by the Turkish Statistical Institute, in the table titled "Property Sales to Foreigners," it shows that 67,490 properties were sold to foreigners, while in the table titled "ülke uyruklarına göre yabancılara yapılan konut satış sayıları" 68,210 properties were sold. The source of the discrepancy between these two tables has not been identified by the authors.

105 In 2021, the 10th highest nationality in terms of property sales was Yemen with 1,332 people. The number of properties sold to Ukrainians ranked 13th, with 1,246 people.

106 Compiled from the data of the Turkish Statistical Institute (TURKSTAT) by the authors. See: Turkish Statistical Institute (TURKSTAT), "Ülke Uyruklarına Göre Yabancılara Yapılan Konut Satışları (Konut Satış İstatistikleri, Aralık 2022)" Accessed on August 9, 2023.

107 Since the published statistics from the institutions do not provide information on the nationalities of foreigners living in the corresponding cities, this inference has been made based on media sources. For related news, see: Gülsem Adam, "Ülkelerine dönemeyen Ukray-

above, it is noteworthy that in Istanbul, where the highest number of foreigners are located, the number of properties sold to foreigners decreased compared to the previous year.

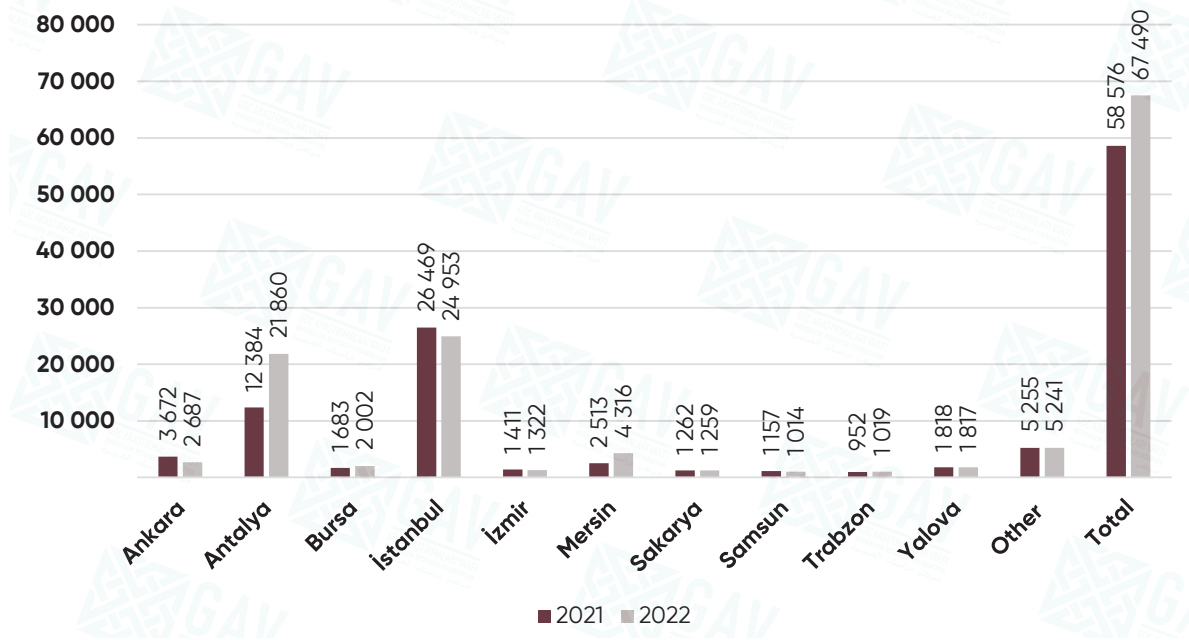


Figure 2.23. Distribution of housing sales to foreigners by top 10 provinces, 2021-2022 ¹⁰⁸

2.8. Marriage-Divorce

In this section, the statistics regarding foreign nationals who marry or divorce in Türkiye, as shared by TURKSTAT, have been analyzed. Although TURKSTAT provides data on the distribution of marriages and divorces by nationality, it does not specify whether the spouses of those marrying or divorcing are Turkish citizens. In other words, one of the partners in a marriage or divorce in Türkiye may be Turkish, or the foreign nationals may have married or divorced in Türkiye. 158 Another unknown factor concerns the timing-related data. Questions such as "How long after coming to Türkiye did foreign nationals marry?" or "What is the duration of the marriage for divorced foreigners?" and similar inquiries cannot be answered through the statistics provided by TURKSTAT.

nalı turistler Antalya'da misafir ediliyor [Ukrainian tourists who could not return to their countries are being hosted in Antalya], *Anadolu Ajansı* (March 4, 2022) Accessed on August 18, 2023; Turizm Günlüğü, "Antalya'da yazlıkçıdan çok kalıcı Rus var [There are more permanent Russians than summer residents in Antalya]" (March 21, 2022) Accessed on August 18, 2023; Milliyet, "Seferberlik sonrası Rusya'dan Antalya'ya gelen günlük 80 uçağa 3-4 sefer ilave edilmiş durumda [3-4 flights have been added to the 80 daily flights from Russia to Antalya after the military mobilization]" (September 30, 2022) Accessed on August 18, 2023; Mehmet Çınar, "Savaşa rağmen 134 bin Ukraynalı Antalya'ya tatile geldi [Despite the war, 134 thousand Ukrainians came to Antalya for vacation]", *Demirören Haber Ajansı* (December 10, 2022) Accessed on August 18, 2023; *Hürriyet*, "134 bin Ukraynalı Antalya'ya tatile geldi [134 thousand Ukrainians came to Antalya for vacation]" (December 11, 2022) Accessed on August 18, 2023; *Sözcü*, "A Antalya'dan Konut Alan Rusların Akınında Yeni Rekor [New Record in the Influx of Russians Buying Homes in Antalya]" (December 15, 2022) Accessed on August 18, 2023; *Hürriyet*, "Antalya'da Rus turist sayısı 3 milyona ulaştı [Number of Russian tourists in Antalya reaches 3 million]" (December 26, 2022) Accessed on August 18, 2023; *Sözcü*, "New York Times, Rus akınıyla değişen Antalya'yı yazdı: 'Kentın sosyal dokusu değişebilir' [New York Times writes about Antalya changing with the Russian influx: 'The city's social fabric may change']" (December 30, 2022) Accessed on August 18, 2023.

¹⁰⁸ Compiled from the data of the Turkish Statistical Institute (TURKSTAT) by the authors. See: TURKSTAT, "İllere Göre Yabancılarla Yapılan Konut Satış Sayıları (Konut Satış İstatistikleri, Aralık 2022)".

From 2015 to 2022, it is clearly seen in Figure 2.24 that foreign women marrying in Türkiye outnumber foreign men. In 2015, the number of foreign women who married in Türkiye was **18,814**, while the number of men was **3,566**. By 2022, **28,571** foreign women had married in Türkiye, and the number of foreign men marrying had increased to **6,161**.

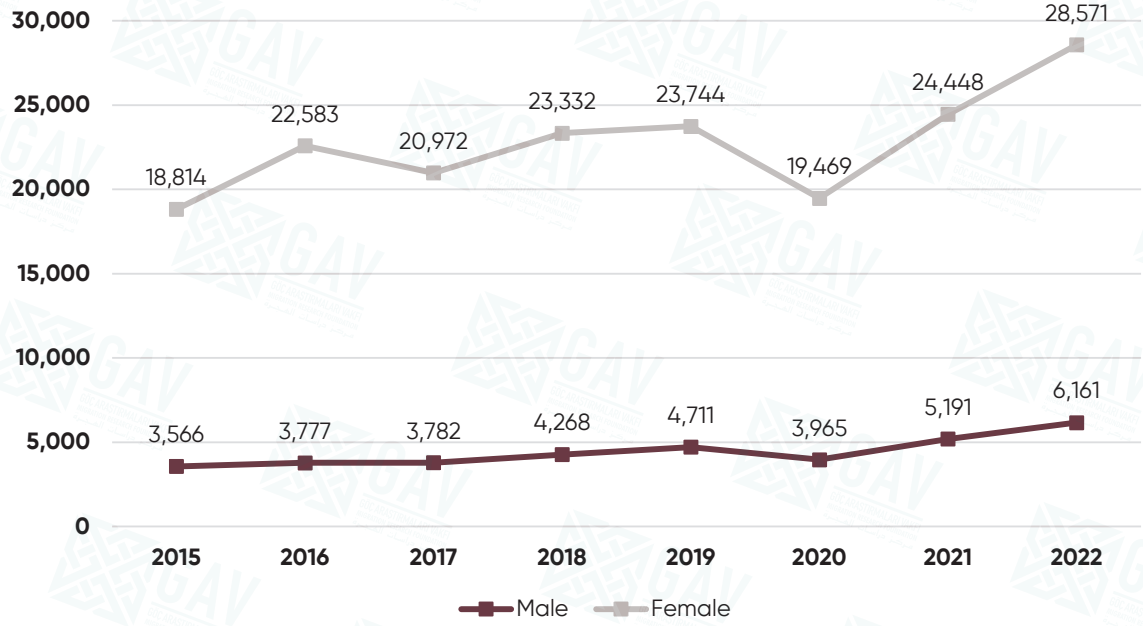


Figure 2.24. Distribution of foreign nationals getting married in Türkiye by gender and year, 2015–2022¹⁰⁹

In 2021, a total of **563,140** couples were married. Of the grooms, **557,949 (99.08%)** were Turkish and **5,191 (0.92%)** were foreign; among the brides, **538,692 (95.66%)** were Turkish and **24,448 (4.34%)** were foreign. By 2022, **574,358** couples married in Türkiye: **568,197 (98.93%)** of the grooms were Turkish and **6,161 (1.07%)** were foreign, while **545,787 (95.03%)** of the brides were Turkish and **28,571 (4.97%)** were foreign. Meanwhile, in 2022 the number of foreign grooms rose by **18.69%** compared with the previous year, and the number of married women increased by **16.86%**.

Table 2.36. Distribution of those who got married in Türkiye by nationality and rate of change, 2021–2022¹¹⁰

Gender	2021			2022			Rate of Change (%)		
	Foreigner	Turkish	Total	Foreigner	Turkish	Total	Foreigner	Turkish	Total
Male	5,191	557,949	563,140	6,161	568,197	574,358	18.69	1.84	1.99
Female	24,448	538,692	563,140	28,571	545,787	574,358	16.86	1.32	1.99

109 Compiled by the authors from data provided by the Turkish Statistical Institute. See Turkish Statistical Institute (TURKSTAT), "Erkek ve Kadının Uyuşmasına Göre Evlenmeler (Evlenme ve Boşanma İstatistikleri, 2022)" Accessed August 8, 2023.

110 Compiled by the authors from data provided by the Turkish Statistical Institute. See Turkish Statistical Institute (TURKSTAT), "Erkek ve Kadının Uyuşmasına Göre Evlenmeler (Evlenme ve Boşanma İstatistikleri, 2022)".

Table 2.37 presents the distribution of foreign-national spouses marrying in Türkiye by gender and by the top ten nationalities. For foreign grooms, German, Syrian and Austrian citizens occupy the leading positions. In 2021, the highest numbers were **1,293** Germans (**24.91%**), **1,063** Syrians (**20.48%**) and **277** Austrians (**5.34%**). By 2022, these figures had risen to **1,536** Germans (**24.93%**), **1,266** Syrians (**20.55%**) and **354** Austrians (**5.75%**). Overall, the nationality ranking for foreign grooms remained unchanged between 2021 and 2022. In contrast, among foreign brides the greatest share of marriages was to Syrian, Uzbek and Azerbaijani women. In 2021, there were **3,646** Syrians (**14.91%**), **2,417** Azerbaijanis (**9.89%**) and **2,356** Uzbeks (**9.64%**). In 2022, the leading groups were **3,761** Syrians (**13.16%**), **3,178** Uzbeks (**11.12%**) and **2,555** Azerbaijanis (**8.94%**).

Table 2.37. Distribution of foreign nationals who got married in Türkiye by gender, top 10 nationalities, and rate of change (%), 2021- 2022¹¹¹

Nationality	2021		2022		Rate of Change (%)	
	Male	Female	Male	Female	Male	Female
USA	137	140	134	164	-2.19	17.14
Afghanistan	223	237	310	232	39.01	-2.11
Germany	1,293	2,284	1,536	2,475	18.79	8.36
Austria	277	385	354	467	27.80	21.30
Azerbaijan	180	2,417	214	2,555	18.89	5.71
Bulgaria	106	508	122	583	15.09	14.76
Morocco	-	1,993	21	2,460	-	23.43
Netherlands	98	100	131	93	33.67	-7.00
Iraq	166	490	178	504	7.23	2.86
England	122	160	129	282	5.74	76.25
Iran	120	552	167	914	39.17	65.58
Kyrgyzstan	-	794	-	1,027	-	29.35
Uzbekistan	23	2,356	20	3,178	-13.04	34.89
Russia	53	1,269	68	1,576	28.30	24.19
Syria	1,063	3,646	1,266	3,761	19.10	3.15
Turkmenistan	51	1,050	65	1,201	27.45	14.38
Ukraine	-	947	13	1,078	-	13.83
Other	1,279	5,120	1,433	6,021	12.04	17.60
Total	5,191	24,448	6,161	28,571	18.69	16.86

Unlike marriages, the number of divorced foreign-national men and women in Türkiye remained almost equal between 2015 and 2021, but this parity was dramatically disrupted

¹¹¹ Compiled by the authors from data provided by the Turkish Statistical Institute. A dash (-) denotes no data. See Turkish Statistical Institute (TURKSTAT), "Erkek ve Kadının Uyuşuna Göre Evlenmeler (Evlenme ve Boşanma İstatistikleri, 2022)".

in 2022. In 2015, there were **3,214** divorced foreign women and **3,218** divorced foreign men; by 2022, only **720** of those divorced were men, while **3,614** were women. Moreover, over the 2015–2022 period, the overall number of divorces generally followed a relatively stable trajectory.

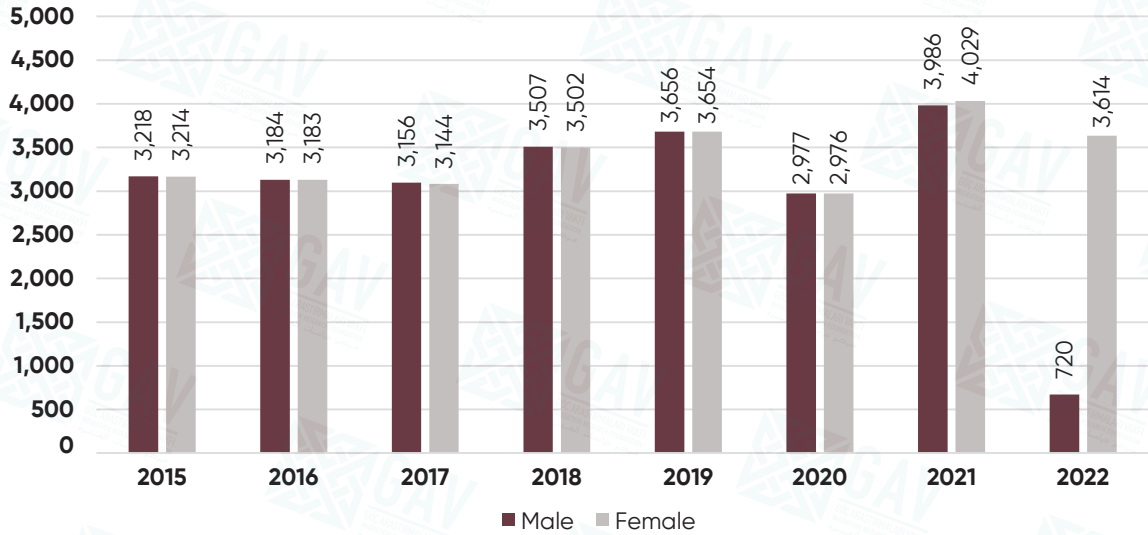


Figure 2.25. Distribution of foreign nationals getting divorced in Türkiye by gender and year, 2015–2022¹¹²

In 2021, a total of **175,779** couples divorced in Türkiye, rising to **180,954** in 2022. Of the divorced men in 2021, **171,793 (97.73 %)** were Turkish and **3,986 (2.27 %)** were foreign; in 2022, **180,234 (99.60 %)** were Turkish and **720 (0.40 %)** were foreign. Similarly, among divorced women in 2021, **171,750 (97.71 %)** were Turkish and **4,029 (2.29 %)** were foreign, while in 2022, **177,340 (98.00 %)** were Turkish and **3,614 (2.00 %)** were foreign. Thus, in 2022 the number of divorced foreign nationals of both genders declined compared to the previous year: foreign divorced men fell by **80.94 %**, and foreign divorced women by **10.30 %**.

Table 2.38. Distribution of those who got divorced in Türkiye by nationality and rate of change (%), 2021–2022¹¹³

Gender	2021			2022			Rate of Change (%)		
	Foreigner	Turkish	Total	Foreigner	Turkish	Total	Foreigner	Turkish	Total
Male	3,986	171,793	175,779	720	180,234	180,954	-81,94	4,91	2,94
Female	4,029	171,750	175,779	3,614	177,340	180,954	-10,30	3,25	2,94

Table 2.38 presents the distribution of foreign nationals who divorced in Türkiye by gender and nationality. In 2021, the most common nationalities among foreign men who ended their

¹¹² Compiled by the authors from data provided by the Turkish Statistical Institute. See Turkish Statistical Institute (TURKSTAT), "Erkeğin ve Kadının Uyuğuna Göre Boşanmalar (Evlence ve Boşanma İstatistikleri, 2022)" Accessed August 8, 2023.

¹¹³ Compiled by the authors from data provided by the Turkish Statistical Institute. See TURKSTAT, "Erkeğin ve Kadının Uyuğuna Göre Boşanmalar (Evlence ve Boşanma İstatistikleri, 2022)".

marriages in Türkiye were German **(260 individuals, 6.52 %)**, Syrian **(74 individuals, 1.86 %)**, and Austrian **(50 individuals, 1.25 %)**. By 2022, these figures changed to **243 Germans (33.75 %)**, **82 Syrians (11.39 %)**, and **46 Austrians (6.39 %)**. Among foreign women who divorced in 2021, the leading nationalities were German **(459 individuals, 11.39 %)**, Syrian **(418 individuals, 10.37 %)**, and Azerbaijani **(405 individuals, 10.05 %)**. In 2022, the highest numbers were re-recorded among German women **(473 individuals, 13.09 %)**, Azerbaijanis **(472 individuals, 13.06 %)**, and Syrians **(421 individuals, 11.65 %)**.

Table 2.39. Distribution of those who got divorced in Türkiye by gender and top 10 nationalities, and rate of change (%), 2021-2022¹¹⁴

Nationality	2021		2022		Rate of Change (%)	
	Male	Female	Male	Female	Male	Female
USA	18	24	15	-	-16.67	-
Afghanistan	14	-	16	-	14.29	-
Germany	260	459	243	473	-6.54	3.05
Austria	50	67	46	60	-8.00	-10.45
Azerbaijan	25	405	20	472	-20.00	16.54
Bulgaria	20	112	15	89	-25.00	-20.54
Morocco	-	182	-	230	-	26.37
Georgia	-	108	-	107	-	-0.93
Netherlands	30	33	22	27	-26.67	-18.18
Iraq	19	29	23	32	21.05	10.34
England	11	61	23	65	109.09	6.56
Iran	24	66	24	81	0.00	22.73
Kyrgyzstan	-	91	-	110	-	20.88
Uzbekistan	5	234	-	335	-	43.16
Russia	6	174	-	220	-	26.44
Syria	74	418	82	421	10.81	0.72
Turkmenistan	-	126	5	115	-	-8.73
Ukraine	-	152	-	162	-	6.58
Other	3,430	1,288	201	704	-94.14	-45.34
Total	3,986	4,029	720	3,614	-81.94	-10.30

¹¹⁴ Compiled by the authors from data provided by the Turkish Statistical Institute. A dash (-) denotes no data. See TURKSTAT, "Erkeğin ve Kadının Uyuşuna Göre Boşanmalar (Evlenme ve Boşanma İstatistikleri, 2022)".

2.9. Granting Turkish Citizenship

As in previous years, in 2022 statistical data on foreigners granted Turkish citizenship remained unavailable through regular publications by public institutions. Instead, such information could only be accessed via statements made by government officials or, more rarely, through press releases from relevant agencies. Within the scope of this study, statements by then–Minister of Interior Süleyman Soylu and Deputy Minister of Interior İsmail Çataklı have been taken into account. Additionally, in response to claims by political figures suggesting that the number of individuals recently granted Turkish citizenship and eligible to vote had reached a significantly high level, a statement issued by the Directorate General of Civil Registration and Citizenship Affairs (NVİGM) is presented below.

In a public statement delivered on February 17, 2022, Minister Soylu announced that **193,293** Syrian nationals had been granted Turkish citizenship, of whom **84,152** were children. His remarks also touched on the time frame during which citizenships were granted, indicating that among those naturalized were individuals who had acquired Turkish citizenship prior to 2011.¹¹⁵

On May 5, 2022, Soylu appeared on a television program and provided additional details on naturalizations. According to his statement, Turkish citizenship had been granted to **200,950** Syrian nationals¹¹⁶, –including **47,000** Turkmens–**101,995** Meskhetian Turks, **6,787** Uighur Turks, and **17,000** Afghan Turkmens. He further noted that, among the Syrian recipients, **113,654** were adults and **87,296** were children. However, Soylu did not provide figures for non-Turkmen Afghan nationals or the overall total number of people granted citizenship.¹¹⁷

The first official statement by NVİGM in 2022 concerning foreign nationals granted Turkish citizenship was issued in May. This statement came in response to claims circulating through various channels that Turkish citizenship had been revoked for 15,000 foreigners. The NVİGM denied these allegations, stating that no such situation existed. It clarified that revocation of citizenship is only possible when individuals are found to pose threats to national security or public order, and that such evaluations are conducted on a case-by-case basis. Therefore, the claims of mass revocations were deemed unfounded. Additionally, the NVİGM clarified the citizenship process: all procedures are carried out by the NVİGM, except in the case of Syrian nationals under temporary protection. For these individuals, applications are first submitted to the Presidency of Migration Management (GİB), which conducts the initial evaluation. Relevant documents and data are then forwarded to the NVİGM, where the final decision is made.¹¹⁸

115 Karar, “Bakan Soylu: 193 Bin 293 Suriyeli Türk Vatandaşı Oldu [Minister Soylu 193,293 Syrians Became Turkish Citizens]” (February 17, 2022), Accessed January 28, 2023.

116 According to the statement made by the Minister, the Syrian nationals who were granted citizenship had been residing in Türkiye under temporary protection status prior to receiving citizenship.

117 TGRT Haber TV, “Bakan Soylu, ‘Sessiz İstila Soros Oyunu’ Dedi Meydan Okudu: 15 Temmuz’da Yarım Kalan İş Bitireceğiz [Minister Soylu Said ‘Silent Invasion is a Soros Game’ and Challenged: On July 15th, We Will Finish the Unfinished Work]”, YouTube (May 5, 2022).

118 Republic of Türkiye Ministry of Interior, General Directorate of Population and Citizenship Affairs (NVİGM), “15.000 sığınmacının vatandaşlığının iptal edildiğine dair haberler gerçeği yansıtmamaktadır !!! [News that the citizenship of 15,000 asylum seekers was canceled does not reflect the truth !!!]” Accessed January 27, 2023.

In another television appearance on 18 August 2022, Minister Soylu stated that Turkish citizenship had been granted to **363,179** individuals. While the specific time frame covered by this figure was not provided, it is believed to reflect the number of citizenships granted since 2011. An examination of the distribution by nationality shows that **211,908** of those granted citizenship were Syrian nationals, **104,976** were Meskhetian Turks, **7,001** were Uighur Turks, and **39,294** were from Afghanistan. Regarding gender and age distribution, data was only available for Syrian nationals. Of the Syrians who acquired Turkish citizenship, **120,133** were adults and **91,775** were children. Among the adults, **64,271** were men and **55,862** were women.¹¹⁹

In December, several political figures also made statements regarding foreign nationals who had been granted Turkish citizenship. The claim that **over 400,000** Syrians would be eligible to vote—implying they had received Turkish citizenship—sparked significant debate in both public and political spheres.¹²⁰ In response, the Directorate General of Civil Registration and Citizenship Affairs (NViGM) issued a press release stating that a total of **221,671** Syrian nationals had been granted Turkish citizenship, including **125,563** adults aged 18 and over, and **96,108** children. Based on this, the number of Syrian citizens eligible to vote in the upcoming election was announced to be **125,563**. The NViGM also highlighted another important detail in its statement: Turkish citizens born abroad. Excluding those who acquired citizenship later in life, there were **163,044** individuals born in Syria who acquired Turkish citizenship at birth due to having at least one Turkish parent.¹²¹

The most recent statement in 2022 regarding foreign nationals granted Turkish citizenship was made by İsmail Çataklı on 5 December. According to Çataklı, a total of **221,671** Syrian nationals were granted Turkish citizenship, of whom **125,563** were adults. Accordingly, the number of Syrians eligible to vote in the 2023 elections, based on this data, was also **125,563**. It was noted that the figures provided by Çataklı are consistent with those released by NViGM. However, Çataklı did not disclose any data regarding foreign nationals of other nationalities who were granted citizenship.¹²²

Table 2.40. *Foreigners granted Turkish citizenship according to official declarations*

Nationality	Feb. 17, 2022	May 5, 2022	Aug. 18, 2022	Dec. 2, 2022	Dec. 5, 2022
Afghanistan (Turkmen)	–	~17,000	–	–	–
Afghanistan (Total)	–	–	39,294	–	–
Meskhetian Turk	–	101,995	104,976	–	–

119 *Takvim*, “İçişleri Bakanı Süleyman Soylu’dan Flaş ‘Cemevi’ ve ‘Suriyeli Sığınmacı’ Açıklaması! [Flash ‘Cemevi’ and ‘Syrian Asylum Seekers’ Statement by Interior Minister Süleyman Soylu!] Accessed August 18, 2023.

120 *EnSonHaber*, “Kemal Kılıçdaroğlu’ndan Yabancı Seçmen Açıklaması [Foreign Voters Statement by Kemal Kılıçdaroğlu]” (August 8, 2022), Accessed January 27, 2023; T24, “Ümit Özdağ: Kılıçdaroğlu Çok Yanılıyor, Oy Verecek Göçmen Sayısı 400–500 Binin Birkaç Katı! [Ümit Özdağ Kılıçdaroğlu is very wrong, the number of migrants who will vote is several times more than 400–500 thousand!] (August 17, 2022), Accessed January 27, 2023; Berza Şimşek, “Türkiye’deki Suriyelilerin vatandaş Olma ve Oy Kullanma Koşulları Neler? [What are the Conditions for Syrians in Türkiye to Become Citizens and Vote?], *BBC Türkçe* (August 24, 2022), Accessed January 27, 2023.

121 *Official Twitter Account of the General Directorate of Civil Registration and Citizenship Affairs*, “Bazı basın ve sosyal medyada yer alan ‘seçmen kütüklerinde 466 bin Suriyeli tespit edildi’ şeklinde gerçeği yansıtmayan iddialara ilişkin kamuoyu duyurumuz! [Our public announcement regarding the untrue allegations in some media and social media that ‘466 thousand Syrians were identified in the voter registers!] (December 2, 2022), Accessed January 27, 2023.

122 *Dünya*, “221 Bin 671 Suriyeli, Türk Vatandaşlığını Aldı [221,671 Syrians Acquired Turkish Citizenship]” (December 5, 2022), Accessed January 27, 2023.

Syria (Turkmen)	-	~47,000	-	-	-
Syria (Total)	193,293	200,950	211,908	221,671	221,671
Uighur Turk	-	6,787	7,001	-	-
Total	-	-	363,179	-	-

An analysis of all the statements listed above indicates that between August 17, 2022, and December 5, 2022, a total of **28,378** Syrian nationals were granted Turkish citizenship—**16,422** of whom were adults and **11,956** children. Regarding other nationalities, data is available only from Süleyman Soylu’s statements, which allows for an estimation limited to the period between May 5, 2022, and August 18, 2022. During this time, Turkish citizenship was granted to **214** Uighur Turks and **2,981** Meskhetian Turks. However, since Soylu did not provide figures for non-Turkmen Afghan nationals in his initial remarks, it is not possible to make an accurate calculation for that group.

The lack of regularly published data by public institutions on this subject creates significant information gaps for academic research, and also opens the door to public controversy and speculation. Moreover, official statements tend to focus almost exclusively on Syrian nationals, meaning that little to no information is shared about other foreign groups who have been granted citizenship. Beyond the nationalities explicitly mentioned—namely Meskhetian Turks, Uighur Turks, Afghans, and Syrians—there is no disclosure regarding which other foreign nationals may have received Turkish citizenship. Furthermore, the time frames covered by the reported figures are generally unspecified.

The limited number of official disclosures regarding foreigners granted Turkish citizenship up until 2022 is a point that warrants attention. Notably, after President Erdoğan announced in 2019 that **110,000** Syrians had been granted citizenship,¹²³ there were no direct official statements on the matter until early 2022. During this gap, various claims were made by opposition parties, and some figures appeared in the media from unofficial sources.¹²⁴ In 2022, statements began to reemerge—largely prompted by political discourse and increased public interest in the topic.

Another notable gap in the statements made regarding Turkish citizenship concerns those who have acquired it through property purchases. With the enactment of the Regulation on the Implementation of the Turkish Citizenship Law in 2010, foreign nationals who acquired real estate were included within the general framework for obtaining Turkish citizenship.¹²⁵ In 2016, a new provision was introduced allowing for exceptional acquisition of citizenship through investment, setting out the types and minimum amounts of investments required to qualify.¹²⁶ While the number of foreigners who purchased property in Türkiye between 2010

123 Mert Öz, “Kaç Suriyeli Türk Vatandaşı Yapıldı? [How Many Syrians Were Made Turkish Citizens?],” *Sözcü* (August 28, 2021), Accessed August 30, 2023.

124 For an example of this situation, see *CNN Türk*, “174 Bin Suriyeli Türk Vatandaşı Oldu [174 Thousand Syrians Became Turkish Citizens]” (Accessed August 30, 2023).

125 Türk Vatandaşlığı Kanununun Uygulanmasına İlişkin Yönetmelik [Regulation on the Implementation of the Turkish Citizenship Law], *Official Gazette* No. 27544 (April 6, 2010), Article 15/1-c.

126 Türk Vatandaşlığı Kanununun Uygulanmasına İlişkin Yönetmelikte Değişiklik Yapılmasına Dair Yönetmelik [Regulation Amending the Reg-

and 2013 remains unknown, data shows that between 2013 and 2022, a total of **346,417** foreigners bought real estate in the country. In a statement made on 10 May 2022, then-Minister of Interior Süleyman Soylu announced that **25,969** foreigners had been granted Turkish citizenship on the basis of their investments.¹²⁷ However, Soylu did not provide further details regarding the nature of these investments or the nationalities of the individuals involved.

ulation on the Implementation of the Turkish Citizenship Law], *Official Gazette* No. 29946 (January 12, 2017), Decision No. 2016/9601, Article 1.

127 Ayşe Şensoy-Boztepe, "Bakan Soylu'dan Türk Vatandaşlığının Kazanılması Süreçlerine İlişkin Açıklama [Statement by Minister Soylu on the Process of Acquiring Turkish Citizenship]", *Anadolu Ajansı* (May 10, 2022), accessed August 30, 2023. Additionally, in 2021, in response to a parliamentary question submitted by MP Erkan Aydın to the Ministry of Environment and Urbanization (as it was then named), the Ministry stated that 19,630 individuals acquired Turkish citizenship by purchasing real estate. See T24, "Türkiye'den Taşınmaz Satın Alan 19 Bin 630 Yabancıya Vatandaşlık Verildi [Citizenship Granted to 19,630 Foreigners Who Purchased Real Estate in Türkiye]" (Accessed August 30, 2023).



IRREGULAR MIGRATION AND HUMAN MOBILITIES



This section presents data and analyses concerning irregular migration and human mobility in Türkiye for the year 2022. Data on irregular migration were obtained from a total of seven sources, one of which serves as the main source— the Presidency of Migration Management. These sources include the Presidency of Migration Management (GİB), the Turkish Armed Forces (TAF), the Directorate General of Security (EGM), the General Command of Gendarmerie (JGK), the Coast Guard Command (SG), and the Ministry of Trade (MoT). In addition, data published by the Coast Guard Command under the heading “Joint Operations of the Coast Guard, Gendarmerie, and Police” can be treated as a distinct sub-category among irregular migration sources. Although it does not publish data directly on irregular migration, the Directorate General of Security (EGM) regularly shared monthly updates throughout 2022 as part of the “Peace of Mind Operations to Combat Irregular Migration.” These updates are considered a valuable source for this report and are addressed under a dedicated heading.

Table 3.1 illustrates the frequency with which each of the institutions listed above publishes migration-related data. It is important to note that the frequency of data publication differed from that of 2021, as some institutions modified their reporting intervals in 2022.

The most significant source of published data on irregular migration in Türkiye is the Presidency of Migration Management (GİB). GİB reports the total number of irregular migrants apprehended or rescued by law enforcement authorities either at land borders or in territorial waters, as well as those found and detained within the country who fall under irregular migrant status. By June 14, 2022, GİB regularly published weekly, monthly, and annual data exclusively via its website¹ After this date, it began sharing weekly video updates through its official Twitter account² under the hashtag “#TürkiyeGöçüYönetiyor [#TürkiyeManagesMigration],” which includes daily data summaries. Since the publication frequency of these data remains weekly, all frequency intervals other than the daily one have been marked in the table below.

The data published by the Turkish Armed Forces reflect the number of irregular migrants apprehended during attempted border crossings. These data are released on a daily basis.³ However, as of 24 August 2022, the TAF began publishing reports every day that included data covering the previous two days.

The statistics provided by the Coast Guard Command indicate the number of individuals apprehended or rescued during irregular migration attempts via maritime routes. These are predominantly classified as those “apprehended” during attempted departures from Türkiye and those “rescued” as a result of pushbacks at sea.⁴ The publication frequency of these statistics is daily, monthly, and annual.

1 Presidency of Migration Management (GİB), “Düzensiz Göç” (Accessed throughout the year 2022).

2 Presidency of Migration Management (GİB), “#TürkiyeGöçüYönetiyor [#TürkiyeManagesMigration]”, Twitter. (June14, 2022, 9:35).

3 Turkish Armed Forces (TSK), “Günlük Faaliyetler” (Accessed daily throughout the year).

4 Coast Guard Command (SG), “Güncel Faaliyetler [Daily Activities]” (Accessed daily throughout the year).

Alongside the Coast Guard Command's data, "joint apprehensions" are also published within the framework of joint operations conducted by the Coast Guard Command, the General Command of Gendarmerie (JGK), and the Directorate General of Security (EGM). These figures represent "irregular migrants identified on land by the Coast Guard Command and apprehended by Gendarmerie and Security units before reaching the sea."⁵ These data are also published on a daily, monthly, and annual basis.

The figures published by the General Command of Gendarmerie regarding irregular migrants are compiled from data published under the "public order" heading⁶ and from the *2022 Annual Report*⁷ The JGK data primarily reflect the number of irregular migrants apprehended within Türkiye's borders. Until April 2022, JGK only released monthly data; however, from this date onward, it began sharing weekly data in visual formats via its official Twitter account⁸ Lastly, the "number of illegal migrants" published by the Ministry of Trade is based on the number of incidents subject to judicial and administrative proceedings.⁹

Table 3.1. Frequency of data publication by respective institutions on irregular migration

Institution	Data Publication Intervals			
	Daily	Weekly	Monthly	Annually
Directorate General of Security	✗	✗	✓	✗
Presidency of Migration Management	✗	✓	✓	✓
General Command of Gendarmerie	✗	✓	✓	✓
Coast Guard Command	✓	✗	✓	✓
Coast Guard, Gendarmerie, and Directorate General of Security (Joint)	✓	✗	✓	✓
Ministry of Trade	✗	✗	✓	✓
Turkish Armed Forces	✓	✗	✗	✗

Although there are similarities in the terminology used by each institution regarding the situation of irregular migrants, certain differences can be observed. The Presidency of Migration Management, the Turkish Armed Forces, the Directorate General of Security, the General Command of Gendarmerie, and the Ministry of Trade all use the term "apprehension" when referring to interventions by law enforcement against irregular migrants. However, in the data published by the Coast Guard Command, a distinction is made between irregular migrants who are "apprehended" and those who are "rescued." In this report, the terminology used by each institution regarding irregular migrants has been retained and presented in the same form when their respective data are introduced.

5 Coast Guard Command (SG), "Düzensiz Göç İstatistikleri [Irregular Migration Statistics]" (Accessed March 30, 2023).

6 General Command of Gendarmerie (JGK), "Veriler [Data]" (Accessed March 20, 2023).

7 General Command of Gendarmerie (JGK), *2022 Yılı Faaliyet Raporu [2022 Activities Report]*, (2023).

8 General Command of Gendarmerie (JGK), "Genel asayiş ve kamu düzeninin devamlarının sağlanması amacıyla ülkemiz genelinde..." Twitter (April 21, 2022, 10:00).

9 Ministry of Trade, MoT, "Kaçakçılıkla Mücadele Verileri [Data on Combating Smuggling]" (Accessed March 30, 2022).

3.1. Irregular Migration Data by Institution

When examining the figures in Table 3.2, which presents the number of irregular migrants apprehended between 2005 and 2022, it is observed that the number of irregular migrants consistently exceeded **100,000** starting from 2015, peaking notably in 2019 with **454,662** individuals. A decline is evident in 2020, coinciding with the onset of the COVID-19 pandemic. In 2021, however, an upward trend reemerged, with the number reaching **162,996**, followed by a further increase in 2022, during which **285,027** irregular migrants were apprehended. In total, **2,286,605** irregular migrants were apprehended in Türkiye between 2005 and 2022.

Table 3.2. *Distribution of the number of apprehended irregular migrants by year, 2005–2022¹⁰*

Year	Number of Irregular Migrants Apprehended	Year	Number of Irregular Migrants Apprehended
2005	57,428	2014	58,647
2006	51,983	2015	146,485
2007	64,290	2016	174,466
2008	65,737	2017	175,752
2009	34,345	2018	268,003
2010	32,667	2019	454,662
2011	44,415	2020	122,302
2012	47,510	2021	162,996
2013	39,890	2022	285,027
		Total	2,286,605

Table 3.2 presents the distribution of irregular migrants apprehended in 2022 by institution and by month. The figure of **285,027** announced by the Presidency of Migration Management at the end of the year represents the total number of irregular migrants apprehended and rescued throughout the year. However, when the figures provided by other institutions are aggregated, they do not match the total reported by the Presidency of Migration Management.

According to the data published by the Turkish Armed Forces (TAF), the total number of irregular migrants apprehended in 2022 was **7,822**. Nevertheless, President Recep Tayyip Erdoğan stated on December 31, 2022, that the number of irregular migrants apprehended by the Turkish Armed Forces was **7,899**.¹¹

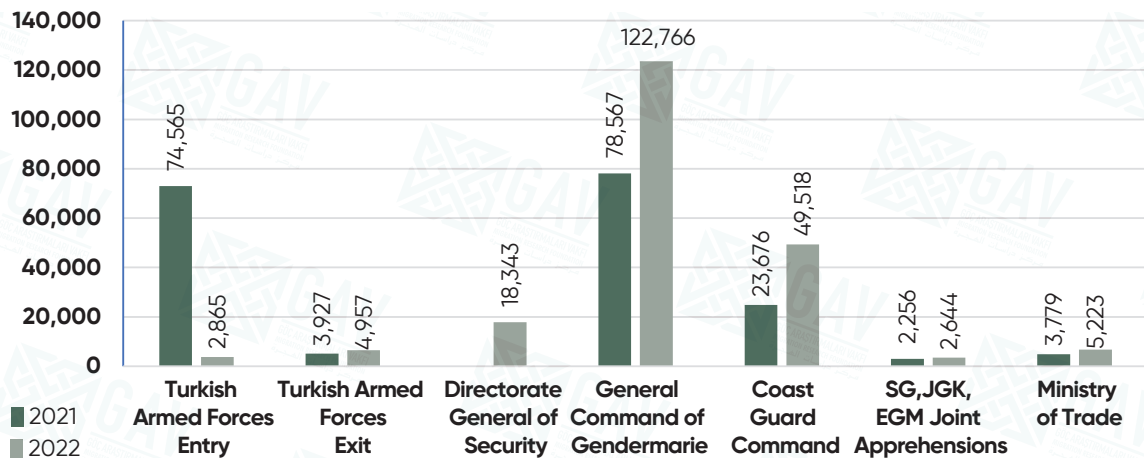
¹⁰ Prepared from data of the Presidency of Migration Management. For more detailed information, see GİB, "Düzensiz Göç" (Accessed January 5, 2023).

¹¹ Recep Tayyip Erdoğan, "Türk Silahlı Kuvvetlerimiz tarafından 258 bin 115 yasa dışı göçmen engellendi, 7 bin 899 yasa dışı göçmen yakalandı. [Turkish Armed Forces prevented 258,115 illegal migrants and captured 7,899 illegal migrants.]" Twitter (December 31, 2023).

Table 3.3. *Distribution of the number of apprehended irregular migrants by institution and month, 2022¹²*

Month	TAF Entry	TAF Exit	EGM	JGK	SG	SG, JGK, EGM. Joint	Ministry of Trade	Presidency of Migration Management
January	114	177	2,028	7,248	1,928	94	-	14,029
February	315	154	1,474	9,340	2,636	185	-	17,135
March	179	261	1,261	7,056	2,771	64	-	18,207
April	254	433	1,629	7,923	3,241	110	-	18,417
May	246	376	3,012	11,024	4,680	329	-	31,863
June	176	327	1,543	11,848	4,660	525	-	34,537
July	255	375	1,141	9,183	5,103	593	-	25,781
August	393	352	1,414	10,996	6,328	229	-	28,814
September	257	410	1,441	12,524	5,710	23	-	26,699
October	291	1,262	1,164	13,388	4,777	54	-	24,998
November	225	493	1,353	12,524	3,666	322	-	22,631
December	160	337	883	9,712	4,018	116	-	21,916
Total	2,865	4,957	18,343	122,766	49,518	2,644	5,223	285,027
	7,822 (7,899)							

When comparing the numbers of irregular migrants apprehended or rescued by institutions between 2021 and 2022, there is a significant decrease in the Turkish Armed Forces (TAF) figures, while a notable increase is observed in the General Command of Gendarmerie (JGK) data. In 2021, TAF apprehended **74,565** irregular migrants attempting to cross the borders, whereas in 2022, this number dropped to **3,927**. Conversely, JGK recorded **78,567** apprehensions in the previous year, which rose to **122,766** in 2022. Similarly, the Coast Guard (SG) data show a marked increase, with the number rising from **23,676** in 2021 to **49,518** in 2022. This situation may indicate a decrease in the intensity of irregular border crossings, while the increase in apprehensions within the country could reflect a rise in the number of irregular migrants and/or intensified measures and enforcement efforts targeting existing irregular migrants. The increase in apprehensions in territorial waters can be interpreted as a result of a growing number of individuals attempting to exit Türkiye irregularly by sea.

**Figure 3.1.** *Distribution of apprehended irregular migrants by institution, 2021-2022¹³*

¹² Prepared by the authors based on data compiled from relevant institutions.

¹³ Prepared by the authors based on data compiled from relevant institutions.

3.1.1. Presidency of Migration Management

The Presidency of Migration Management reported that the total number of irregular migrants apprehended at the country's borders, in territorial waters, and within the interior in 2022 was **285,027**. The number of irregular migrants apprehended after removing duplicates was stated as **236,572**.¹⁴ This represents an increase of **74.87%** compared to the figure of **162,996** recorded in 2021. Monthly comparisons between the two years also reveal a significant rise, particularly during **May, June, and July**.

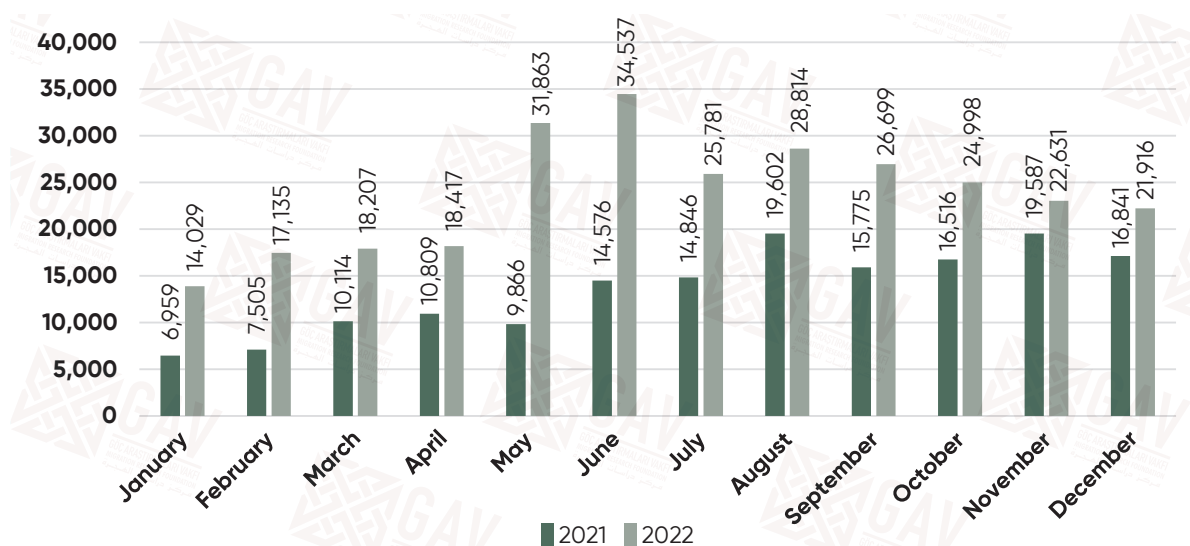


Figure 3.2. Monthly distribution of apprehended irregular migrants, 2021–2022¹⁵

Table 3.4 presents the distribution of the **285,027** apprehended irregular migrants according to the top ten nationalities. Accordingly, Afghan nationals rank first with **115,775** individuals, constituting **40.62%** of all detected irregular migrants. Syrians follow in second place with **45,909** individuals, accounting for **16.11%** of the total apprehended. Pakistani irregular migrants occupy the third position with a total of **15,367** individuals. Together, Afghan and Syrian nationals comprise more than half (**56.73%**) of all irregular migrants apprehended in 2022.

Table 3.4. Distribution of the numbers of apprehended irregular migrants by top 10 nationalities, 2022¹⁶

Nationality	Number	Rate (%)	Nationality	Number	Rate (%)
Afghanistan	115,775	40.62%	Uzbekistan	7,553	2.65%
Syria	45,909	16.11%	Morocco	7,523	2.64%
Pakistan	15,367	5.39%	Yemen	7,352	2.58%
Palestine	14,270	5.01%	Iraq	6,628	2.33%
Türkmenistan	13,083	4.59%	Other	43,888	15.40%
Bangladesh	7,679	2.69%	Total	285,027	100%

¹⁴ Presidency of Migration Management (GİB), “#TürkiyeGöçüYönetiyor [#TürkiyeManagesMigration]”, Twitter (January 2, 2023, 20:00).

¹⁵ Prepared by the authors based on data from the Presidency of Migration Management. For 2022 figures, see GİB, “Düzensiz Göç” (January 5, 2023); for 2021 figures, see Ali Zafer Sağiroğlu, Ramazan Ünsal, and Furkan Özenci, *Türkiye Göç ve İnsan Hareketlilikleri Yıllığı – 2021 [Türkiye Migration and Human Mobilities Annual-2021]* (GAV Perspektif, 2024), p. 79.

¹⁶ Prepared by the authors based on data from the Presidency of Migration Management. For more detailed information, see GİB “Düzensiz Göç”.

When compared with the 2021 data, the table above shows that in 2022, there was an increase in irregular migrants for all nationalities except those of Pakistan (see Figure 3.3). Notably, there was a significant rise in the number of apprehended Afghan and Syrian irregular migrants compared to 2021.

In 2021, **70,252** irregular migrants of Afghan nationality were apprehended, whereas in 2022, this number increased by **64.79%** to **115,775**. Similarly, the number of apprehended Syrian irregular migrants nearly doubled from **23,469** in 2021 to **45,909** in 2022. Another nationality drawing attention in Figure 3.3 is Palestine. The number of apprehended Palestinian irregular migrants rose fourfold from **3,491** in 2021 to **14,270** in 2022. Likewise, the number of apprehended Turkmen irregular migrants increased from **4,329** in 2021 to **13,083** in 2022. On the other hand, Somalia, which was among the top ten in 2021 with **5,232** apprehensions, did not appear in the 2022 list, whereas Morocco (**7,523**) and Yemen (**7,352**), absent from the 2021 top ten, were ranked among the top ten in 2022.

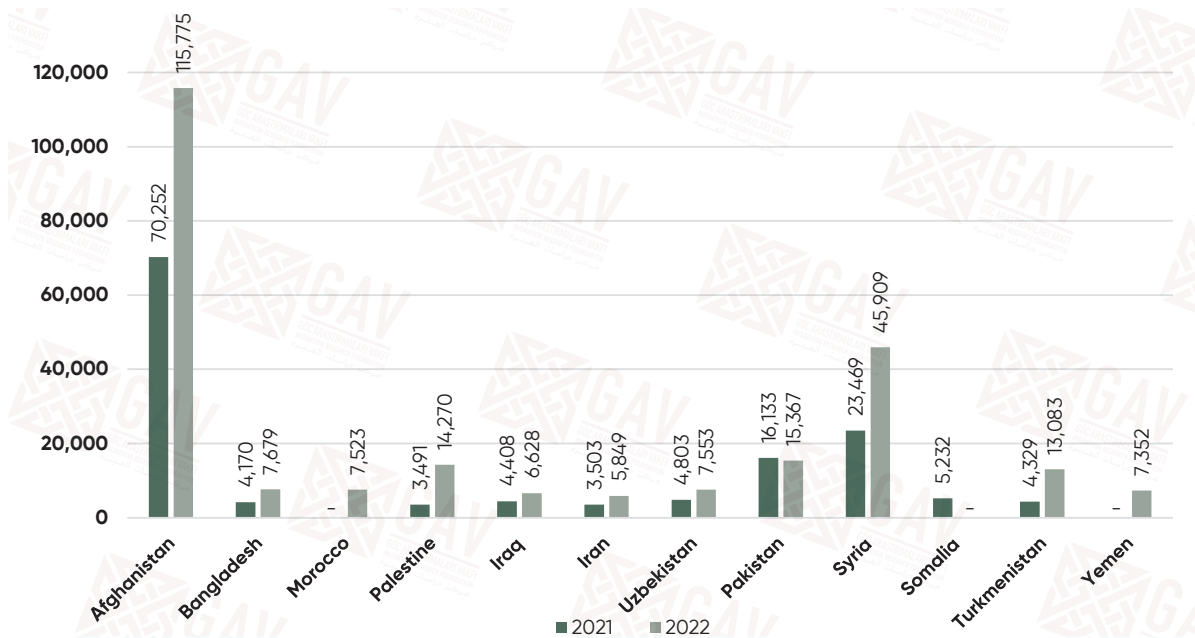


Figure 3.3. Distribution of apprehended irregular migrants by top 10 nationalities, 2021-2022¹⁷

3.1.2. Turkish Armed Forces

Another important source for irregular migration figures is the Turkish Armed Forces (TAF). On the TAF's official website, under the "Press and Publication Activities" section and within the "Daily Activities" subsection, information regarding the numbers of individuals apprehended attempting irregular crossings at Türkiye's land borders, as well as seized illegal goods, is published daily under the Land Forces Command heading and removed the following day.¹⁸

¹⁷ Prepared by the report authors based on data from the Presidency of Migration Management. For 2022 figures, see GİB, "Düzensiz Göç"; for 2021 figures, see Sağiroğlu et al., *Türkiye Göç ve İnsan Hareketlilikleri Yıllığı – 2021* [Türkiye Migration and Human Mobilities Annual-2021], pp. 79–80.

¹⁸ Prepared by the report authors based on data from the Turkish Armed Forces. For more detailed information, see Turkish Armed Forces, TAF, *Günlük Faaliyetler* (Accessed daily throughout the year).

However, since August 24, 2022, the TAF has begun publishing data covering the previous two days on a daily basis. These daily activity reports were regularly recorded and organized on a daily basis by the authors.

Table 3.5 shows the numbers of irregular migrants apprehended by the Land Forces Command (KKK) while attempting to enter or exit Türkiye irregularly, along with their distribution by border. According to this data, in 2022, the number of irregular migrants apprehended by the KKK during entry into Türkiye was **2,865**, while **4,957** were apprehended during exit attempts. In total, **7,822** irregular migrants were apprehended by the KKK. However, on December 31, 2022, President Recep Tayyip Erdoğan announced that the total number of irregular migrants apprehended by the Turkish Armed Forces was **7,899**.¹⁹

Unlike previous years, 2022 marked the first time that the number of irregular migrants apprehended during exit attempts exceeded those apprehended upon entry. In 2021, **74,565** irregular migrants were apprehended during entry, whereas in 2022, this number decreased to **2,865**. Meanwhile, the number of irregular migrants apprehended during exit, which was **3,927** in the previous year, increased to **4,957** in 2022.

In 2022, the border with Syria recorded the highest number of irregular migrants apprehended during entry (**979**), while the border with Bulgaria had the highest number apprehended during exit (**1,678**). Overall, the borders where the most irregular migrants were apprehended are Bulgaria (**2,190**), Syria (**1,984**), Iran (**1,889**), and Greece (**1,572**), respectively.

Table 3.5. *Distribution of individuals apprehended by the Turkish Armed Forces (TAF) at borders during attempted entry into or exit from Türkiye, 2021-2022²⁰*

2021					2022				
Entry to Türkiye		Exit from Türkiye		Total	Entry to Türkiye		Exit from Türkiye		Total
From Syria	71,775	To Syria	663	72,438	From Syria	979	To Syria	1,005	1,984
From Greece	999	To Greece	2,665	3,664	From Greece	336	To Greece	1,236	1,572
From Bulgaria	2	To Bulgaria	12	14	From Bulgaria	512	To Bulgaria	1,678	2,190
From Iraq	143	To Iraq	71	214	From Iraq	126	To Iraq	30	156
From Iran	1,603	To Iran	472	2,075	From Iran	907	To Iran	982	1,889
From Georgia	1	To Georgia	12	13	From Georgia	2	To Georgia	18	20
From Armenia	11	To Armenia	4	15	From Armenia	3	To Armenia	8	11
From Armenia-Georgia	1	To Armenia-Georgia	2	3	-	-	-	-	
From TRNC	30	To TRNC	25	55	-	-	-	-	
From GCASC	0	To GCASC	1	1	-	-	-	-	
Total	74,565	Total	3,927	78,492	Total	2,865	Total	4,957	7,822²¹

19 Erdoğan, "Türk Silahlı Kuvvetlerimiz tarafından 258 bin 115 yasa dışı göçmen engellendi, 7 bin 899 yasa dışı göçmen yakalandı." Twitter. (December 31, 2023)

20 Prepared by the report authors based on data from the Turkish Armed Forces. For 2022 figures, see TSK, "Günlük Faaliyetler"; for 2021 figures, see Sağiroğlu et al., *Türkiye Göç ve İnsan Hareketlilikleri Yıllığı - 2021 [Türkiye Migration and Human Mobilities Annual-2021]*, p. 81.

21 President Recep Tayyip Erdoğan stated on December 31, 2022, that the number of irregular migrants apprehended by the Turkish Armed Forces throughout 2022 was 7,899. See Erdoğan, "Türk Silahlı Kuvvetlerimiz tarafından 258 bin 115 yasa dışı göçmen engellendi, 7 bin 899 yasa dışı göçmen yakalandı." Twitter. (December 31, 2023, 16:18).

While the number of entry and exit attempts remains relatively balanced at the highly active borders with Syria and Iran, exit attempts are notably more frequent at the borders with Greece and Bulgaria. Moreover, the overall number of exit attempts surpasses that of entry attempts.

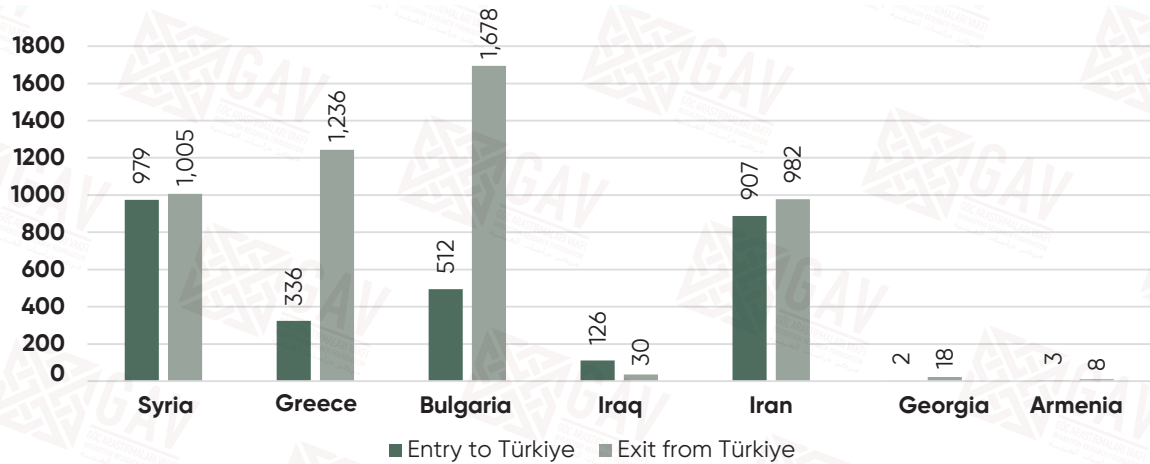


Figure 3.4. Distribution of individuals apprehended by the Turkish Armed Forces (TAF) during attempted entry into or exit from Türkiye by border, 2022²²

A comparison of the individuals apprehended by the Land Forces Command (KKK) during attempted entries into Türkiye, by border and by year, reveals a significant decrease at the Syrian border. While **71,775** irregular migrants were apprehended in 2021 while attempting to cross into Türkiye from Syria, this number dropped to **979** in 2022. Similarly, the number of individuals attempting to enter Türkiye from Greece fell from **999** to **336**, and those from Iran decreased from **1,603** to **907**. In contrast, the number of individuals apprehended while attempting to enter from Bulgaria increased from **2** to **512**.




Figure 3.5. Number of individuals apprehended by TAF during attempted entry into Türkiye by border, 2021-2022²³

²² Prepared by the report authors based on data from the Turkish Armed Forces. For more detailed information, see TSK, "Günlük Faaliyetler".

²³ Prepared by the report authors based on data from the Turkish Armed Forces. For 2022 figures, see TAF, "Günlük Faaliyetler". For 2021 figures, see Sağiroğlu et al., *Türkiye Göç ve İnsan Hareketlilikleri Yıllığı – 2021* [Türkiye Migration and Human Mobilities Annual-2021], p. 81.

A comparison of individuals apprehended by KKK during attempted exits from Türkiye, by border and by year, highlights a notable decrease at the Greece border and a significant increase at the Bulgaria border. The number of individuals apprehended while attempting to cross from Türkiye into Greece dropped from **2,665** to **1,236**, whereas those apprehended while trying to cross into Bulgaria rose from **12** to **1,678**.

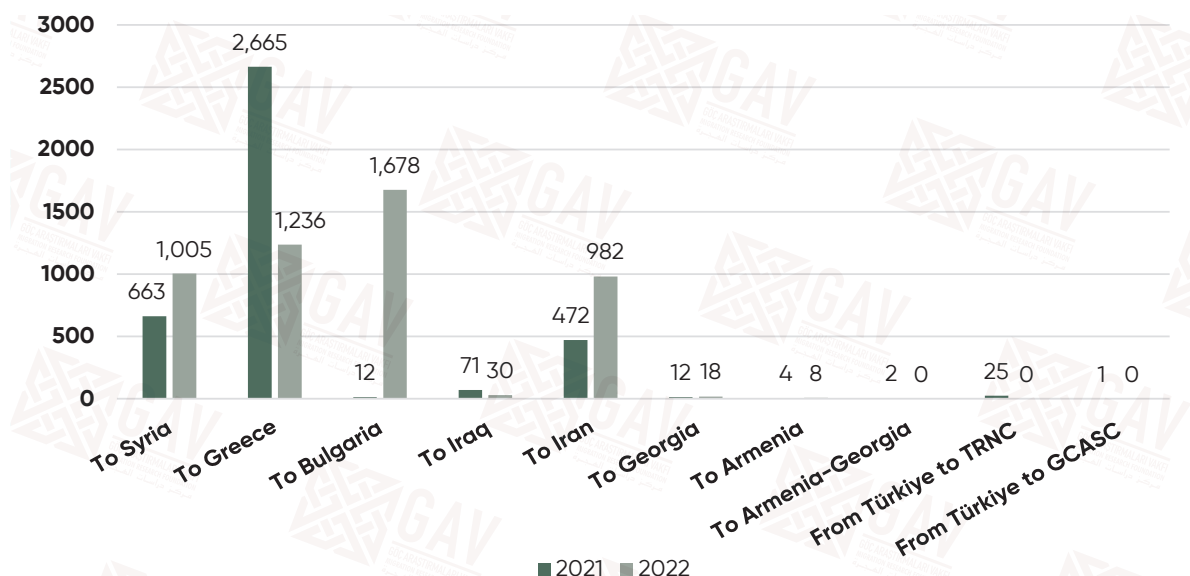


Figure 3.6. Number of individuals apprehended by TAF during attempted exit from Türkiye by border, 2021-2022²⁴

In 2021, an average of **6,213** irregular migrants per month were apprehended while attempting to enter the country, whereas in **2022**, this number dropped significantly to **238**. In 2022, two-thirds (**1,886**) of the irregular migrants apprehended during entry attempts were caught at the Syrian and Iranian borders.

Table 3.6. Distribution of individuals apprehended by the TAF during attempted entry into Türkiye by border and month, 2021-2022²⁵

Year	Month	From Syria	From Greece	From Bulgaria	From Iraq	From Iran	From Georgia	From Armenia	Total	IOM Total
2022	January	52	48	0	13	1	0	0	114	115
	February	157	53	0	20	85	0	0	315	306
	March	104	2	0	5	68	0	0	179	179
	April	83	0	0	4	167	0	0	254	254
	May	45	30	24	12	135	0	0	246	246

24 Prepared by the report authors based on data from the Turkish Armed Forces. For more detailed information, see TAF, "Günlük Faaliyetler". For 2021 figures, see Sağiroğlu et al., *Türkiye Göç ve İnsan Hareketlilikleri Yıllığı - 2021* [Türkiye Migration and Human Mobilities Annual-2021], p. 81.

25 Prepared by the report authors based on data from the Turkish Armed Forces. For more detailed information, see TAF, "Günlük Faaliyetler"; see also IOM, International Organization for Migration - MPM TÜRKİYE, Mixed Migration Flows in the Mediterranean and Beyond, Flow Monitoring Compilation. IOM's data on the subject covers the January–November period; data for December has not been shared. For 2021 figures, see Sağiroğlu et al., *Türkiye Göç ve İnsan Hareketlilikleri Yıllığı - 2021* [Türkiye Migration and Human Mobilities Annual-2021], p. 82.

2022	June	73	1	14	6	82	0	0	176	177
	July	91	19	112	6	27	0	0	255	255
	August	80	70	110	31	100	2	0	393	393
	September	120	43	0	16	78	0	0	257	258
	October	62	17	148	5	59	0	0	291	261
	November	54	32	95	3	41	0	0	225	227
	December	58	21	9	5	64	0	3	160	-
	Total	979	336	512	126	907	2	3	2,865	
2021	Total	71,775	999	2	143	1,603	1	11	74,565²⁶	

Table 3.7 presents the monthly and border-based distribution of irregular migrants apprehended by KKK while attempting to exit Türkiye. The table indicates that, on average, **413** irregular migrants were apprehended per month throughout the year during exit attempts. However, this number rose dramatically in October, reaching a peak of **1,262**.

Table 3.7. *Distribution of individuals apprehended by the TAF during attempted exit from Türkiye by border and month, 2021-2022²⁷*

Year	Month	To Syria	To Greece	To Bulgaria	To Iraq	To Iran	To Georgia	To Armenia	Total	IOM Total
2022	January	49	37	0	1	90	0	0	177	179
	February	69	38	0	7	40	0	0	154	151
	March	120	77	2	4	54	0	4	261	261
	April	86	97	0	3	244	3	0	433	394
	May	97	167	34	4	71	1	2	376	376
	June	97	123	11	1	95	0	0	327	335
	July	76	137	7	2	148	5	0	375	375
	August	107	146	12	5	81	1	0	352	352
	September	40	150	162	2	52	4	0	410	408
	October	77	121	1,040	0	20	4	0	1,262	1,192

26 The total number of attempted entries into Türkiye also includes individuals indicated as "From Armenia–Georgia to Türkiye" (1 person) and "From TRNC to Türkiye" (30 persons), totaling 31 persons; however, this figure is not shown in the table.

27 Prepared by the report authors based on data from the Turkish Armed Forces. For more detailed information, see TAF, *Günlük Faaliyetler*. For IOM figures, see IOM, International Organization for Migration – MPM TÜRKİYE, *Mixed Migration Flows in the Mediterranean and Beyond, Flow Monitoring Compilation*. IOM data on the subject covers the period from January to November; data for December has not been shared. For 2021 figures, see *Sağıroğlu et al.*, *Türkiye Göç ve İnsan Hareketlilikleri Yıllığı – 2021* [Türkiye Migration and Human Mobilities Annual–2021], p. 83.

28 The total number of attempted exits from Türkiye also includes figures indicated as "To Armenia–Georgia" (2), "To TRNC" (25), and "To GCASC" (1), totaling 28 persons; however, this figure is not shown in the table.

2022	November	95	74	267	1	56	0	0	493	493
	December	92	69	143	0	31	0	2	337	-
	Total	1,005	1,236	1,678	30	982	18	8	4,957	-
2021	Total	663	2,665	12	71	472	12	4	3,927 ²⁸	-

Figure 3.7 presents a comparative monthly distribution of individuals apprehended by the Turkish Armed Forces (TAF) during attempted entries into Türkiye for the years 2021 and 2022. According to the figure, a decline is observed in all months of 2022 compared to 2021, with the exception of December.

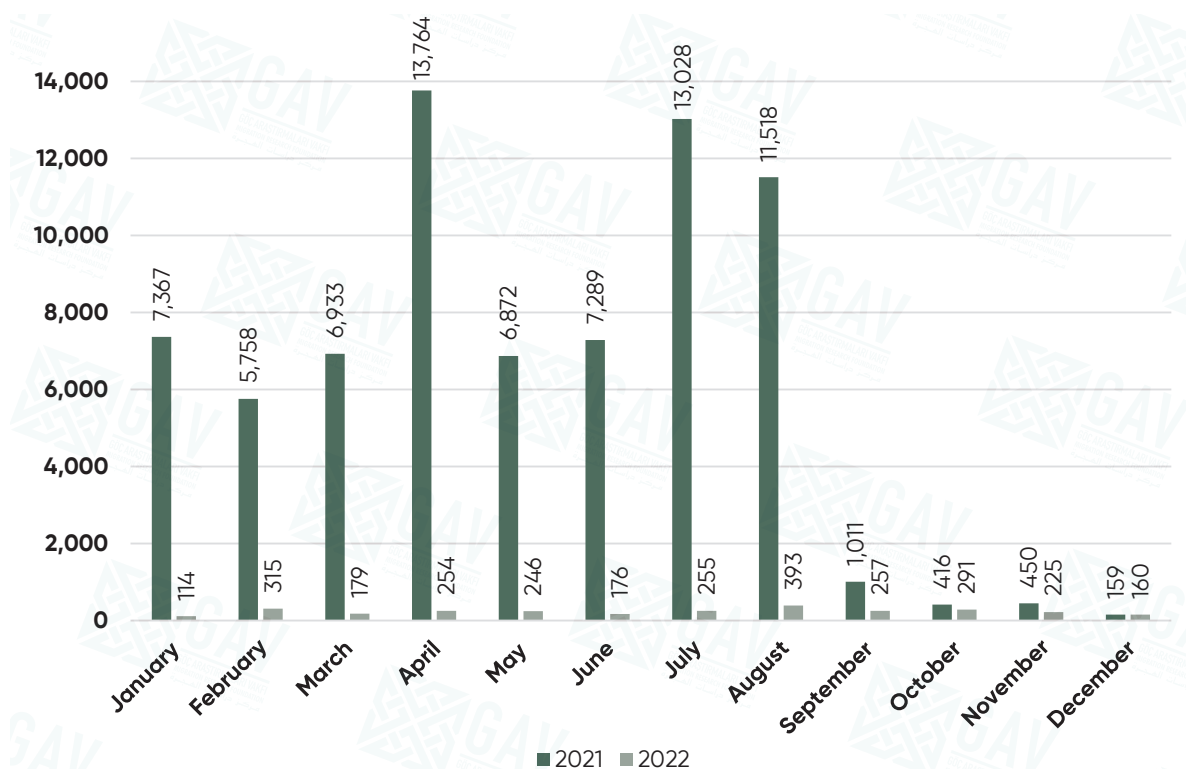


Figure 3.7. Monthly distribution of individuals apprehended by TAF during attempted entry into Türkiye, 2021-2022²⁹

Figure 3.8 presents a comparative monthly distribution of individuals apprehended by the Turkish Armed Forces (TAF) while attempting to exit Türkiye in 2021 and 2022. According to the figure, an increase is observed in all months of 2022 compared to 2021, with the exception of September and November.

29 Prepared by the report authors based on data from the Turkish Armed Forces. For more detailed information, see TAF, "Günlük Faaliyetler". For 2021 figures, see Sağiroğlu et al., *Türkiye Göç ve İnsan Hareketlilikleri Yıllığı - 2021 [Türkiye Migration and Human Mobilities Annual-2021]*, p. 82.

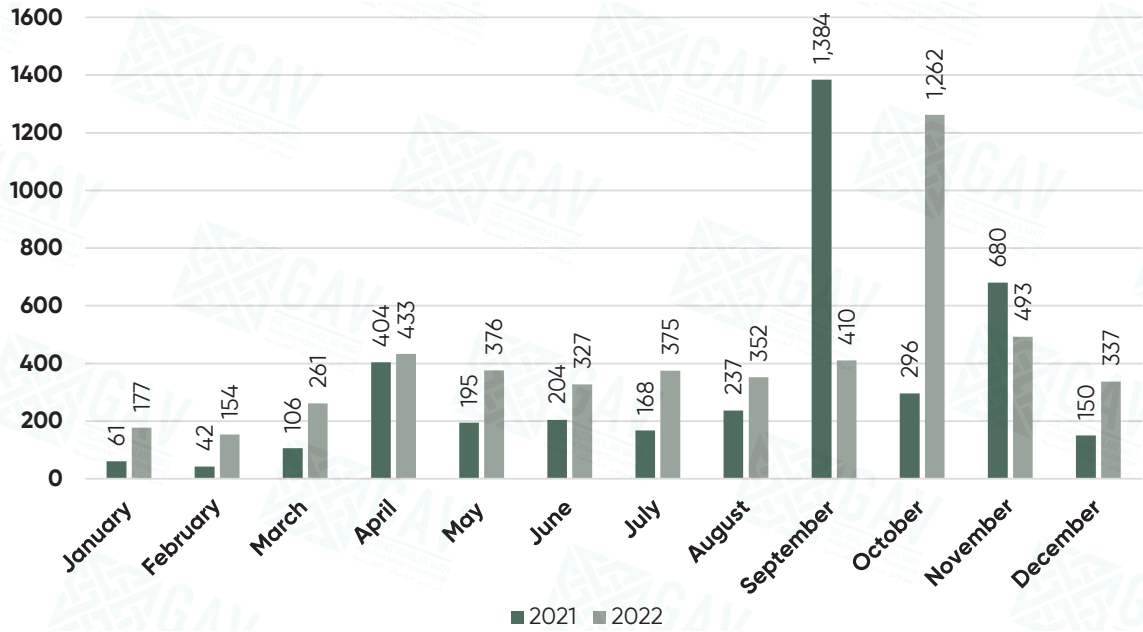


Figure 3.8. Monthly distribution of individuals apprehended by TAF during attempted exit from Türkiye, 2021-2022³⁰

3.1.3. Directorate General of Security

The data presented in this section were obtained from statements published on the website of the Directorate General of Security, within the scope of the “Peace of Mind Operations to Combat Irregular Migration” conducted in cooperation with the provincial units of the Presidency of Migration Management within the responsibility areas of the Directorate General of Security, the General Command of Gendarmerie, and the Coast Guard Command.³¹

The stated purpose and significance of the “Peace of Mind Operations to Combat Irregular Migration” is described as the effective fight against irregular migration and migrant smuggling—which negatively affect social and economic order—within the framework of combating crime and criminals to maintain general public order and safety, and to ensure national and international security. During this operation, certain locations where foreign nationals are likely to stay—including abandoned buildings, areas with high concentrations of foreign residents, public entertainment venues, truck garages, terminals, ports and fishing shelters, as well as public transportation stops and stations—are inspected once a month, totaling **12** inspections annually. Overall, a total of **256,444** locations classified as “abandoned buildings,” “public places,” “terminals,” and “other places” were inspected.

³⁰ Prepared by the report authors based on data from the Turkish Armed Forces. For more detailed information, see TAF, “Günlük Faaliyetler”. For 2021 figures, see Sağiroğlu et al., *Türkiye Göç ve İnsan Hareketlilikleri Yıllığı – 2021 [Türkiye Migration and Human Mobilities Annual-2021]*, p. 83.

³¹ Prepared by the report authors based on press releases from the Directorate General of Security. Directorate General of Security (EGM), Compilation of press releases on “Nationwide Peace of Mind Operations to Combat Irregular Migration [Ülke Geneline Dzensiz Göç ile Mücadeleye Yönelik Huzur Uygulaması]” (Accessed January 29, 2022 / February 25, 2022 / March 26, 2022 / April 16, 2022 / May 13, 2022 / June 29, 2022 / July 20, 2022 / August 5, 2022 / September 23, 2022 / October 19, 2022 / November 17, 2022 / December 16, 2022).

Table 3.8. *Distribution of locations inspected under the Peace of Mind Operations to Combat Irregular Migration, 2022*³²

Month	Date of the Operation or Statement	Inspected Locations				
		Abandoned Building	Public Place	Terminal	Other Places	Total
January	Jan. 28, 2022	6,625	10,365	352	4,205	21,547
February	Feb. 24, 2022	7,503	12,427	416	4,243	24,589
March	Mar. 26, 2022	6,477	12,036	419	3,381	22,313
April	Apr. 16, 2022	6,434	11,073	486	3,549	21,542
May	May 13, 2022	6,601	11,577	494	3,947	22,619
June	Jun. 28, 2022	5,971	10,922	461	3,904	21,258
July	Jul. 19, 2022	6,024	11,296	485	4,158	21,963
August	Aug. 5, 2022	6,252	10,453	639	4,501	21,845
September	Sep. 23, 2022	5,395	9,302	428	4,989	20,114
October	Oct. 19, 2022	5,677	10,152	670	3,527	20,026
November	Nov. 17, 2022	5,670	10,205	499	3,345	19,719
December	Dec. 16, 2022	5,417	9,782	460	3,250	18,909
Total		68,651	129,590	5,809	46,999	256,444

Table 3.9 presents the monthly distribution of irregular migrants apprehended within the scope of the “Peace of Mind Operations to Combat Irregular Migration”. According to the data, the operations involved inspections of over **21,000** locations on average each month, resulting in a total of **18,343** irregular migrants being apprehended.

Table 3.9. *Number of apprehended irregular migrants under the Peace of Mind Operations to Combat Irregular Migration, 2022*³³

Month	Operation Date	Number of Irregular Migrants Apprehended
January	Jan. 28, 2022	2,028
February	Feb. 24, 2022	1,474
March	Mar. 26, 2022	1,261
April	Apr. 16, 2022	1,629
May	May 13, 2022	3,012
June	Jun. 28, 2022	1,543
July	Jul. 19, 2022	1,141
August	Aug. 5, 2022	1,414
September	Sep. 23, 2022	1,441
October	Oct. 19, 2022	1,164
November	Nov. 17, 2022	1,353
December	Dec. 16, 2022	883
Total		18,343

32 Prepared by the report authors based on press releases from the Directorate General of Security. See EGM, Compilation of press releases on “Nationwide Peace of Mind Operations to Combat Irregular Migration [Ülke Geneline Dzensiz Göç ile Mücadeleye Yönelik Huzur Uygulaması]”.

33 Prepared by the report authors based on press releases from the Directorate General of Security. See EGM, Compilation of press releases on “Nationwide Peace of Mind Operations to Combat Irregular Migration” Ülke Geneline Dzensiz Göç ile Mücadeleye Yönelik Huzur Uygulaması”.

3.1.4. General Command of Gendarmerie

The data published by the General Command of Gendarmerie (JGK) are available on the institution's website under the "Combating Crime" section, specifically in the "Data" subsection, where monthly reports are released.³⁴ In the "Irregular Migration and Human Trafficking Incidents" section of these reports, data is presented under the "Crime Type" category, organized by the headings "Incidents," "Irregular Migrants," and "Migrant Smuggling Organizers." Apart from these, the annual activity reports published by the General Command of Gendarmerie include the number of "irregular migrants apprehended or foreigners subjected to administrative action" for the year 2022.³⁵

As stated in the 2022 activity report³⁶, a total of 42,188 migrant smuggling incidents took place during the year and the number of "irregular migrants or foreigners subjected to administrative action" in these incidents was 158,474. However, the sum of figures reported in the monthly public order reports published by the JGK differs from those in the activity report. As seen in Table 3.10, when the monthly numbers given by the General Command of Gendarmerie in 2022 are summed up, it is revealed that the number of migrant smuggling incidents is 26,570 and the number of irregular migrants apprehended in these incidents is 122,766. When looking at the differences between the total numbers, there is a difference of 15,618 in the number of incidents and 35,708 in the number of individuals.

A similar situation applies to the 2021 data as well. In the 2021 activity report,³⁷ the number of irregular migration incidents was reported as **24,766**, and the number of apprehended "irregular migrants/foreigners subjected to administrative action" was **95,011**. However, when the figures from the public order reports published within the same year are summed, the number of irregular migration incidents is found to be **20,664**, and the number of apprehended irregular migrants is **78,567**. The differences between the total numbers are calculated as **4,102** and **16,444**, respectively.

Therefore, it is more accurate to report the total number related to irregular migration in JGK sources from both the annual report and the monthly published and aggregated reports. When the total of the monthly reports is considered, there is a **56.25%** increase in the number of apprehended irregular migrants from 2021 to 2022. During the same period, based on the total numbers indicated in the annual activity reports for irregular migrants apprehended/foreigners subjected to administrative action within the scope of migrant smuggling, an increase of **66.80%** has been calculated.

34 General Command of Gendarmerie (JGK), "Veriler [Data]" (Accessed March 15, 2023).

35 General Command of Gendarmerie (JGK), "Raporlar [Reports]" (Accessed June 30, 2023).

36 General Command of Gendarmerie (JGK), 2022 Yılı Faaliyet Raporu [2022 Activities Report], (2023).

37 General Command of Gendarmerie (JGK), 2021 Yılı Faaliyet Raporu [2021 Activities Report], (2022).

Table 3.10. *Distribution of irregular migration incidents and apprehended irregular migrants by month*³⁸

Year	Month	Number of Irregular Migration Incidents	Number of Irregular Migrants
2022	January	5,032	7,248
	February	2,912	9,340
	March	4,046	7,056
2022	April	1,475	7,923
	May	1,668	11,024
	June	1,668	11,848
	July	1,525	9,183
	August	1,976	10,996
	September	1,602	12,524
	October	1,517	13,388
	November	1,602	12,524
	December	1,547	9,712
	Total	26,570	122,766
	Total Number in the 2022 Activity Report (Irregular Migrants or Foreigners Subjected to Administrative Action)	42,188	158,474
	Difference	15,618	35,708
2021	Total	20,664	78,567
	Total Number in the 2021 Activity Report (Irregular Migrants or Foreigners Subjected to Administrative Action)	24,766	95,011
	Difference	4,102	16,444

It is important to present all the figures published by JGK regarding this matter here. The difference between the total numbers in the monthly reports and the total numbers in the annual activity reports likely represents the number of “foreigners subjected to administrative procedures.” This is because, according to visuals published weekly and monthly on JGK’s official Twitter account between April and December,³⁹ concerning “efforts to combat irregular migration, the number of foreigners subjected to administrative procedures was calculated as **21,550** (Table 3.11).

38 Prepared by the report authors based on data compiled from the General Command of Gendarmerie. For 2022 figures, see General Command of Gendarmerie (JGK), “Asayiş İstatistikleri [Public Order Statistics]” compilation (Accessed March 15, 2023) and JGK, 2022 Yılı Faaliyet Raporu [2022 Activities Report], p. 26; for 2021 figures, see Sağiroğlu et al., *Türkiye Göç ve İnsan Hareketlilikleri Yıllığı-2021 [Turkey Migration and Human Mobilities Annual-2021]*, p. 84, and JGK, 2021 Yılı Faaliyet Raporu, p. 26.

39 The dates of visuals published monthly and weekly in 2022 are as follows: April 10–17, 2022 / April 22–28, 2022 / April 1–30, 2022 / May 13–19, 2022 / May 20–26, 2022 / May 1–31, 2022 / June 3–9, 2022 / June 10–16, 2022 / June 17–23, 2022 / June 1–30, 2022 / July 1–7, 2022 / July 8–14, 2022 / July 15–21, 2022 / July 22–28, 2022 / July 29–August 4, 2022 / August 5–11, 2022 / August 12–18, 2022 / August 19–25, 2022 / August 26–September 1, 2022 / September 2–8, 2022 / September 9–15, 2022 / September 16–22, 2022 / September 23–29, 2022 / September 1–30, 2022 / September 30–October 6, 2022 / October 7–13, 2022 / October 14–20, 2022 / October 21–27, 2022 / November 1–30, 2022 / December 2–9, 2022 / December 9–15, 2022 / December 1–31, 2022. During this period, no data were shared for January, February, March, and the dates October 28–31. See: General Command of Gendarmerie (JGK), “Twitter Duyuruları Derlemesi” (Accessed April 21, 2022 / May 1, 2022 / May 8, 2022 / May 21, 2022 / May 29, 2022 / June 5, 2022 / June 12, 2022 / June 19, 2022 / June 28, 2022 / July 2, 2022 / July 10, 2022 / July 19, 2022 / July 26, 2022 / July 31, 2022 / August 7, 2022 / August 16, 2022 / August 21, 2022 / August 28, 2022 / September 4, 2022 / September 10, 2022 / September 17, 2022 / September 25, 2022 / October 1, 2022 / October 5, 2022 / October 9, 2022 / October 15, 2022 / October 22, 2022 / October 30, 2022 / December 3, 2022 / December 11, 2022 / December 17, 2022 / January 8, 2023).

Table 3.11. Number of foreigners subject to administrative procedures by the General Command of Gendarmerie⁴⁰

Date	Number of Foreigners Subjected to Administrative Action	Date	Number of Foreigners Subjected to Administrative Action
January	-	July (01-28)	1,822
February	-	August (July 29- August 25)	1,996
March	-	September (August 26- September 29)	2,676
April (1-30)	2,116	October (September 30-October 27)	2,410
May (1-31)	2,697	November	2,883
June (1-30)	2,103	December	2,847
		Total	21,550

Looking at Table 3.12, which shows the distribution of irregular migrants apprehended/foreigners subjected to administrative procedures by JGK within the scope of migrant smuggling according to provinces and the years 2021-2022, Van, Antalya, and Hatay stand out in 2021. In these cities, administrative procedures were carried out or irregular migrants were apprehended for **14,558**, **14,229**, and **11,584** foreigners respectively. In 2022, Edirne had **20,286**, İzmir **13,938**, Muğla **12,436**, and Van **10,413** foreigners subjected to administrative procedures or apprehended as irregular migrants.

Table 3.12. Distribution of apprehended irregular migrants/foreigners subject to administrative procedures under migrant smuggling by province, 2021-2022⁴¹

Province	2021	Rate (%)	2022	Rate (%)
Edirne	5,743	6.04	20,286	12.80
İzmir	6,350	6.68	13,938	8.80
Hatay	11,584	12.19	9,482	5.98
Çanakkale	2,465	2.59	11,057	6.98
Van	14,558	15.32	10,413	6.57
Antalya	14,229	14.98	9,179	5.79
Muğla	4,101	4.32	12,436	7.85
Ağrı	2,250	2.37	-	-
Aydın	4,594	4.84	6,853	4.32
Şanlıurfa	3,273	3.44	-	-
Kırklareli	2,163	2.28	8,327	5.25
Kilis	-	-	5,892	3.72
Other	23,701	24.95	50,611	31.94
Total	95,011	100.00	158,474	100.00

40 The General Command of Gendarmerie (JGK), compiled from figures shared on the Twitter account and prepared by the report authors. See JGK, "Twitter Announcements Compilation".

41 The General Command of Gendarmerie (JGK), compiled from the 2021 and 2022 activity reports and prepared by the report authors. See JGK, 2021 Yılı Faaliyet Raporu [2021 Activities Report], p. 26; JGK, 2022 Yılı Faaliyet Raporu [2022 Activities Report], p.26.

Although the nationalities of irregular migrants apprehended by JGK are not included in the monthly reports, Table 3.13 has been prepared based on visuals shared weekly and monthly on JGK's official Twitter account starting from April. However, the figures in this table do not represent the total number of all irregular migrants apprehended throughout the year, categorized by nationality. Instead, the numbers indicate the minimum number of irregular migrants of each nationality apprehended each month and in total for the year.

According to the visuals published between April and December, the total number of apprehended irregular migrants was calculated as **85,421**. It should be noted, however, that data for the four-day period between October 28 and 31 is missing. In contrast, the total number of irregular migrants reported in JGK's monthly reports during the same period was **99,122**. The differences by month are listed at the end of the table.

Looking at the nationalities of irregular migrants apprehended in 2022, it is understood that at least **31,862** were from Afghanistan, **17,181** from Syria, **4,845** from Palestine, **3,013** from Pakistan, **1,895** from Bangladesh, **1,640** from Morocco, and **1,582** from Iraq.

Table 3.13. *Distribution of irregular migrants apprehended by the Gendarmerie by nationality and month, 2022⁴²*

Month	Afghanistan	Syria	Palestine	Pakistan	Bangladesh	Morocco	Iraq	Yemen	Turkmenistan	Congo	Iran	Eritrea	Other Nationalities	Total	JGK Monthly Total	Unspecified
January	-	-	-	-	-	-	-	-	-	-	-	-	-	-	7,248	7,248
February	-	-	-	-	-	-	-	-	-	-	-	-	-	-	9,340	9,340
March	-	-	-	-	-	-	-	-	-	-	-	-	-	-	7,056	7,056
April (01-30)	4,538	1,353	466	205	-	175	-	249	-	231	-	-	706	7,923	7,923	0
May (01-31)	5,574	1,322	-	772	664	-	-	-	-	-	-	-	2,728	11,060	11,024	-36
June (01-30)	3,953	1,148	-	643	575	-	-	-	-	-	-	-	2,706	9,025	11,848	2,823
July (01-28)	1,996	1,082	-	451	428	-	-	-	122	-	-	-	2,221	6,300	9,183	2,883
August (July 29 -August 25)	2,178	1,855	1,112	402	228	-	-	-	255	-	189	-	2,196	8,415	10,996	2,581
September (August 26-September 29)	4,371	3,261	767	540	-	-	1,072	-	299	-	-	92	2,245	12,647	12,524	-123
October (September 30 -October 27)	4,158	3,410	1,110	-	-	591	510	-	-	-	-	-	2,021	11,800	13,388	1,588

42 Compiled by AYBÜ-GPM from figures shared on the General Command of Gendarmerie's Twitter account. See JGK, Twitter Announcements Compilation, 2022.

November (01-30)	3,758	2,490	1,035	-	-	564	-	361	-	-	-	-	2,345	10,553	12,524	1,971
December ((01)02-15)	1,336	1,260	355	-	-	310	-	174	-	-	-	-	4,263	7,698	9,712	2,014
December (16-31)	-	-	-	-	-	-	-	-	-	-	-	-	-	-	-	-
Total	31,862	17,181	4,845	3,013	1,895	1,640	1,582	784	676	231	189	92	21,431	85,421	122,766	37,345

3.1.5. Coast Guard Command

Another important data source used in determining the number of irregular migrants is the Turkish Coast Guard Command (SG). Two main sections of the SG's official website were utilized for this purpose. The first section is the "Current Activities and Archive" under the "Our Activities" tab, while the second is the "Irregular Migration" section under the "Statistics" tab, also located within "Our Activities."⁴³

In the first section, the documents published on a daily basis generally include two categories: "rescued" and "apprehended." The second section presents the monthly totals of these daily figures and provides comparisons with the previous year. This section includes collective data such as the "number of incidents," "number of irregular migrants," "number of deceased migrants," and "number of organizers apprehended." However, it should be noted that the totals derived from the documents in the "current activities" section may differ from the monthly figures published in the statistical reports.

Table 3.14 presents data on irregular migration activities for the years 2021 and 2022 according to the Coast Guard Command. Accordingly, in 2022, a total of **1,617** irregular migration incidents occurred, during which **49,518** irregular migrants were apprehended or rescued. When compared to the 2021 figure of **23,676**, this represents an increase of over 100%. Additionally, it was reported that **41** irregular migrants lost their lives in 2022.

Table 3.14. Data on irregular migration activities according to the Coast Guard Command, 2021-2022⁴⁴

Year	Number of Irregular Migration Incidents	Number of Irregular Migrants	Number of Deceased Migrant
2021	848	23,676	15
2022	1,617	49,518	41
Rate of Change (%)	90.68	109.15	173.33

Table 3.15 presents the monthly distribution of irregular migrants apprehended or rescued by the Turkish Coast Guard Command. Although the monthly data published by the Coast

⁴³ Coast Guard Command (SG), "Düzensiz Göç İstatistikleri [Irregular Migration Statistics]" (Accessed March 30, 2023).

⁴⁴ Data from the Coast Guard Command were compiled and prepared by the report authors. For 2022 figures, see SG, "Düzensiz Göç İstatistikleri [Irregular Migration Statistics]". For 2021 figures, see Sağiroğlu et al., *Türkiye Göç ve İnsan Hareketlilikleri Yıllığı-2021 [Turkey Migration and Human Mobilities Annual-2021]*, p. 85.

Guard provides a combined total of apprehended and rescued individuals, the daily “current activity” reports share these figures in separate categories.

In the table below, the monthly and daily data published by the Coast Guard have been compared. First, it is important to note that the total number of irregular migrants (including apprehended Turkish nationals) in the daily reports is **49,286**, whereas the year-end total is **49,518**—a discrepancy of **232** individuals. Similar inconsistencies are observed in the monthly data as well; except for January and April, the figures reported monthly differ from the cumulative daily figures—sometimes higher, sometimes lower.

A closer look at the daily reports reveals that, although the Coast Guard does list the number of apprehended Turkish citizens, they are not included in the overall totals. Furthermore, there is no clear information regarding the nationality or apprehension/rescue status of the 232 unaccounted individuals. The Coast Guard provides the following explanation for these discrepancies: “Since the shared data includes information on incidents that occurred during maritime migration and involved search and rescue operations, figures may change once the events are concluded.”⁴⁵ For this reason, in the tables that follow, both the end-of-month/year totals and the figures derived from daily activity reports are presented for comparative analysis.

Table 3.15. *Number of irregular migrants apprehended and rescued by the Coast Guard Command by month, 2021–2022*⁴⁶

Month	2022						
	Rescued	Apprehended	Total	Apprehended Turkish Nationals	Total Turkish ⁴⁷ Nationals Included	SG Monthly Numbers	Difference
January	1,459	469	1,928	0	1,928	1,928	0
February	1,378	1,257	2,635	38	2,673	2,636	-37
March	1,174	1,580	2,754	14	2,768	2,771	3
April	2,108	1,133	3,241	0	3,241	3,241	0
May	2,735	1,936	4,671	1	4,672	4,680	8
June	3,245	1,296	4,541	8	4,549	4,660	111
July	3,225	1,874	5,099	0	5,099	5,103	4
August	4,168	2,016	6,184	18	6,202	6,328	126
September	4,043	1,667	5,710	13	5,723	5,710	-13
October	2,893	1,884	4,777	3	4,780	4,777	-3

⁴⁵ Coast Guard Command, “Düzensiz Göç İstatistikleri [Irregular Migration Statistics]”.

⁴⁶ Data from the Coast Guard Command were compiled and prepared by the report authors. For detailed information, see SG, “Düzensiz Göç İstatistikleri.”

⁴⁷ Turkish nationals are reported in the Coast Guard Command’s data as “individuals attempting to leave the country by illegal means,” and these individuals are not included in the total number of rescued or apprehended persons.

November	2,819	821	3,640	15	3,655	3,666	11
December	2,806	1,183	3,989	7	3,996	4,018	22
Total	32,053	17,116	49,169	117	49,286	49,518	232
2021	5,151	18,267	23,418	-	-	23,676	-

When the proportions of irregular migrants apprehended or rescued by the Turkish Coast Guard Command are compared between 2021 and 2022, a decrease in the rescue rate and an increase in the apprehension rate is observed. In 2021, of the total **23,418** irregular migrants apprehended or rescued by the Coast Guard, **78%** were rescued and **22%** were apprehended. In 2022, these rates changed to **65%** rescued and **35%** apprehended. According to the 2022 data, **32,053** irregular migrants were rescued, while **17,233** were apprehended.⁴⁸

Table 3.16. *Distribution of irregular migrants apprehended and rescued by the Coast Guard Command, 2021- 2022⁴⁹*

		2021		2022	
		Number	Rate (%)	Number	Rate (%)
The Total of Daily and Monthly Reported Figures	Rescued	18,267	78%	32,053	65%
	Apprehended	5,151	22%	17,233	35%
	Total	23,418	100%	49,286	100%
The Total Figure Reported at the End of the Year		23,676		49,518	
Difference		258		232	

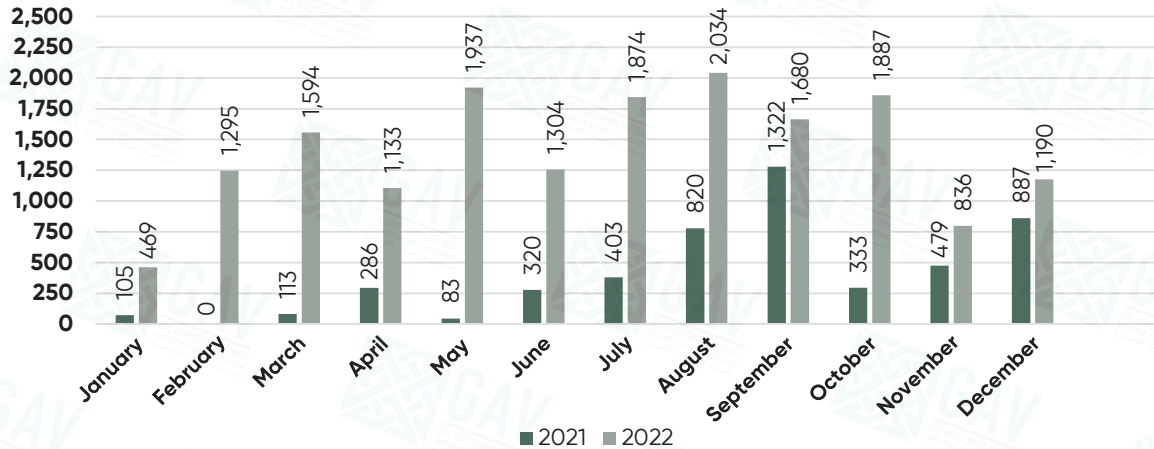


Figure 3.9. *Monthly distribution of irregular migrants apprehended by the Coast Guard Command, 2021-2022⁵⁰*

48 Since apprehension and rescue details are not provided in the monthly and annual statistics, the relevant figures and analysis were prepared based on the daily activity reports, using the annual total figure of 49,286.

49 Data from the Coast Guard Command were compiled and prepared by the report authors. For detailed information, see SG, "Düzensiz Göç İstatistikleri." Since apprehension and rescue details are not provided in the monthly and annual statistics, the relevant figures and analysis were prepared based on the daily activity reports, using the annual total figure of 49,286.

50 Data from the Coast Guard Command were compiled and prepared by the report authors. For detailed information, see SG, "Düzensiz Göç İstatistikleri." Since apprehension numbers are not included in the monthly and annual statistics, the relevant figures and analyses were prepared based solely on the daily activity reports.

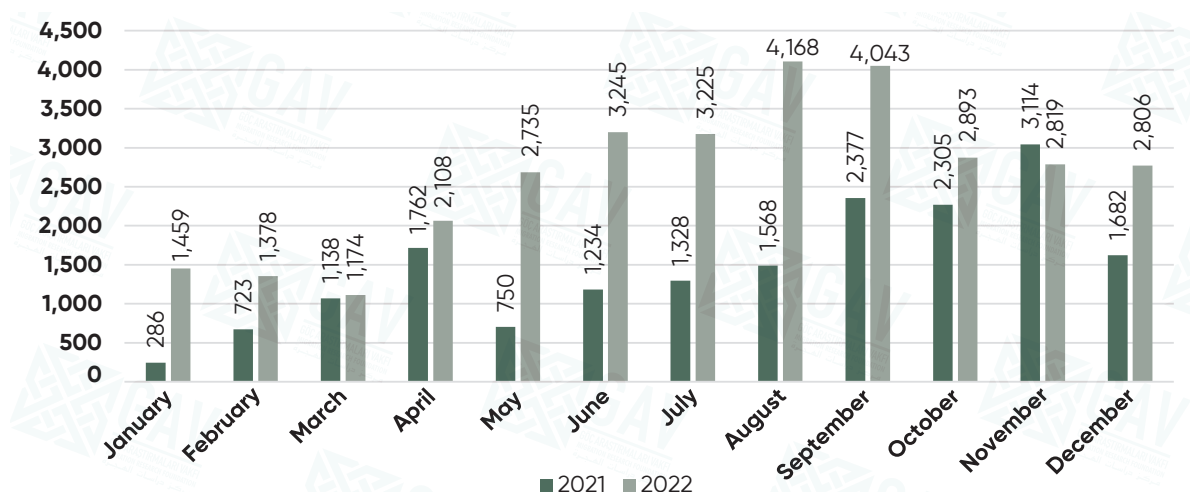


Figure 3.10. Monthly distribution of irregular migrants rescued by the Coast Guard Command, 2021-2022⁵¹

Table 3.17 presents the distribution of apprehended or rescued irregular migrants by nationality. Among the 24 nationalities with a total count exceeding 100 in 2022, Afghanistan (11,143), Palestine (9,455), Yemen (7,343), Syria (5,093), Eritrea (3,154), Liberia (2,938), Congo (2,200), and Bangladesh (1,009) stand out. The total of these eight nationalities, 42,335 individuals, constitutes 85.90% of the total 49,286 (49,518) irregular migrants apprehended or rescued.⁵²

Table 3.17. Distribution of irregular migrants apprehended or rescued by the Coast Guard Command by nationality, 2021-2022⁵³

2021		2022	
Nationality	Number	Nationality	Number
Afghanistan	4,450	Afghanistan	11,143
Syria	4,052	Palestine	9,455
Somalia	3,340	Yemen	7,343
Palestine	2,053	Syria	5,093
Congo	1,787	Eritrea	3,154
Pakistan	1,132	Liberia	2,938
Yemen	920	Kongo	2,200
Eritrea	809	Bangladesh	1,009
Middle Africa	774	Iraq	881
Iraq	739	Middle Africa	826

51 Data from the Coast Guard Command were compiled and prepared by the report authors. For detailed information, see SG, "Düzensiz Göç İstatistikleri." Since apprehension numbers are not included in the monthly and annual statistics, the relevant figures and analyses were prepared based solely on the daily activity reports.

52 Since nationality information is not provided in the monthly and annual statistics but only in daily activity reports, the relevant table and analysis were prepared based on the daily activity reports, using the annual total figure of 49,286.

53 Data from the Coast Guard Command were compiled and prepared by the report authors. For 2022 figures, see SG, "Düzensiz Göç İstatistikleri." For 2021 figures, see Sağiroğlu et al., *Türkiye Göç ve İnsan Hareketlilikleri Yıllığı-2021 [Türkiye Migration and Human Mobilities Annual-2021]*, p. 86.

54 The nationalities expressed as "other" for 2021 and 2022 represent irregular migrants from nationalities that did not exceed a total of 100 individuals throughout the year.

Bangladesh	649	Egypt	693
Djibouti	419	Pakistan	625
Iran	301	Iran	565
Liberia	241	Mali	510
South Africa	190	Somalia	352
Egypt	176	Comoros (Comoro Islands)	315
Senegal	142	South Africa	311
Cameroon	132	Haiti	240
Guinea	118	Lebanon	240
Türkiye	106	Cameroon	166
-	-	Guinea	151
-	-	Djibouti	149
-	-	Togo	148
-	-	Türkiye	117
Other ⁵⁴	886	Other	662
Total	23,416	Total	49,286
SG Total Monthly Figures	23,676	SG Total Monthly Figures	49,518
Difference	260	Difference	232

Table 3.18 shows the distribution of apprehended or rescued irregular migrants by the top 24 nationalities and by month. Accordingly, the highest numbers of apprehended/rescued migrants were recorded in August with **6,202** individuals, September with **5,723** and July with **5,099**. Examining the distribution by month, Afghan nationals were apprehended or rescued most frequently in August with **1,342** individuals, Palestinian nationals in October with **1,476** individuals, and Yemeni nationals in July with **1,224** individuals.

Table 3.18. *Distribution of irregular migrants apprehended or rescued by the Coast Guard Command by nationality and month, 2022⁵⁵*

Nationality	January	February	March	April	May	June	July	August	September	October	November	December	Total
Afghanistan	204	547	852	720	1,264	1,154	888	1,342	1,193	948	905	1,126	11,143
Palestine	324	700	724	508	390	475	497	938	1,245	1,476	1,283	895	9,455
Yemen	295	255	210	543	687	1102	1,224	749	675	776	366	461	7,343
Syria	257	416	205	279	714	373	558	719	785	445	171	171	5,093
Eritrea	159	91	78	249	164	221	513	752	341	295	155	136	3,154
Liberia	60	98	57	295	275	196	653	434	252	116	261	241	2,938
Congo	0	132	169	239	195	170	302	274	144	185	127	263	2,200
Bangladesh	0	148	90	99	251	198	59	36	76	8	19	25	1,009
Iraq	3	12	18	26	149	164	27	203	79	149	26	25	881
Middle Africa	32	17	33	53	148	88	99	84	64	70	32	106	826
Egypt	0	0	162	9	164	114	20	70	48	25	75	6	693

55 Data from the Coast Guard Command were compiled and prepared by the report authors. For detailed information, see SG, "Düzensiz Göç İstatistikleri." Since nationality information is not provided in the monthly and annual statistics but only in daily activity reports, the relevant table and analysis were prepared based on the daily activity reports, using the annual total figure of 49,286.

Pakistan	9	83	24	39	39	56	91	27	158	5	37	57	625
Iran	9	7	25	26	25	35	17	289	67	41	7	17	565
Mali	32	13	3	12	17	36	27	52	81	76	50	111	510
Somalia	159	11	5	9	13	18	15	20	36	14	22	30	352
Comoros (Comoro Islands)	188	0	0	0	0	0	0	0	1	0	0	126	315
South Africa	38	1	25	17	26	28	10	64	60	7	3	32	311
Haiti	18	7	17	11	41	7	22	31	19	11	19	37	240
Lebanon	3	0	0	0	0	2	0	7	228	0	0	0	240
Cameroon	25	13	6	19	28	9	5	2	19	8	16	16	166
Guinea	24	9	6	28	12	10	9	5	17	7	8	16	151
Djibouti	17	13	8	6	22	16	7	16	23	10	4	7	149
Togo	2	3	12	20	19	6	16	16	12	16	15	11	148
Türkiye	0	38	14	0	1	8	0	18	13	3	15	7	117
Other	70	59	25	34	28	63	40	54	87	89	39	74	662
Total	1,928	2,673	2,768	3,241	4,672	4,549	5,099	6,202	5,723	4,780	3,655	3,996	49,286
SG Monthly Figures	1,928	2,636	2,771	3,241	4,680	4,660	5,103	6,328	5,710	4,777	3,666	4,018	49,518
Difference (Number of Migrants Unspecified)	0	-37	3	0	8	111	4	126	-13	-3	11	22	232

3.1.6. Coast Guard Command, General Command of Gendarmerie, and Directorate General of Security (Joint)

Another important source regarding the numbers of irregular migrants is the Coast Guard Command. On the Coast Guard's official website, under the "Our Activities" section, within the "Statistics" subsection titled "Irregular Migration," monthly data are presented under the heading "Joint Apprehensions by Coast Guard, Gendarmerie, and Police," which include the "number of irregular migration incidents," "number of irregular migrants," and "number of apprehended organizers." These figures cover irregular migrants detected on land and apprehended by Gendarmerie and Police units before reaching the sea.⁵⁶

Table 3.19 displays the numbers of irregular migrants and organizers apprehended, as well as the number of irregular migration incidents, resulting from joint operations conducted by the Coast Guard Command, the General Command of Gendarmerie, and the Directorate General of Security. According to this data, a total of **65** irregular migration incidents occurred in 2022, during which **2,644** irregular migrants were apprehended. These figures are roughly at the same level as the 2021 numbers (**2,256**).

56 SG, "Düzensiz Göç İstatistikleri [Irregular Migration Statistics]".

Table 3.19. Joint apprehension statistics of the Coast Guard Command, General Command of Gendarmerie and Directorate General of Security, 2021–2022⁵⁷

Yıl	Month	Number of Irregular Migration Incidents	Number of Irregular Migrants
2022	January	4	94
	February	8	185
	March	4	64
	April	2	110
	May	4	329
	June	9	525
	July	10	593
	August	7	229
	September	2	23
	October	2	54
	November	6	322
	December	7	116
	Total	65	2,644
2021	Total	50	2,256

3.1.7. Ministry of Trade

Another important source of information regarding the numbers of irregular migrants is the Ministry of Trade. On the Ministry's official website, under the "Statistics" section and then "Ministry Statistics," data on "Illegal Migrant Apprehensions" can be found within the "Customs Statistics" category.⁵⁸ Table 3.20 below is compiled from these data.

According to the Ministry of Trade, based on the number of "judicial and administrative cases," there were **2,118** incidents in 2022, during which a total of **5,223** illegal migrants were apprehended. These figures represent the highest numbers recorded in the last decade, with increases of **53%** and **38%**, respectively, compared to 2021. Additionally, the Ministry's Directorate General of Customs Enforcement reported that among the migrants apprehended in 2022, **2,340** were from Syria, **1,478** from Afghanistan, and **1,405** from other countries.

57 Data from the Coast Guard Command were compiled and prepared by the report authors. For 2022 figures, see SG, "Düzensiz Göç İstatistikleri." For 2021 figures, see Sağiroğlu et al., *Türkiye Göç ve İnsan Hareketlilikleri Yıllığı–2021 [Türkiye Migration and Human Mobility Annual–2021]*, p. 87. Additionally, the shared data include information on irregular migrants detected on land by the Coast Guard Command and those apprehended by the Gendarmerie and Police units before reaching the sea.

58 Ministry of Trade (MoT), "Kaçakçılıkla Mücadele Verileri [Data on Combating Smuggling]" (Accessed March 20, 2022).

Table 3.20. Ministry of trade data on irregular migration, 2013–2022⁵⁹

Year	Number of Incidents	Afghanistan	Syria	Other	Number of Irregular Migrants
2021	1,385	1,165	1,529	1,085 (53 Countries)	3,779
2022	2,118	1,478	2,340	1,405 (61 Countries)	5,223
Rate of Change (%)	53	26.86	53.04	29.49	38

3.2. Combating Irregular Migration

Throughout 2022, three key areas stood out in Türkiye's efforts to combat irregular migration: preventing unauthorized entry into the country through its borders, apprehending irregular migrants at border zones, in territorial waters, and within the country, and finally, returning or deporting those apprehended. Since the previous section provided detailed data on apprehensions, this part focuses solely on border prevention measures and deportation practices.

3.2.1. Prevention at Borders

In 2022, a total of **285,027** irregular migrants were apprehended in Türkiye, while attempts by **280,206** individuals to cross the borders were prevented before entry. In contrast, in 2021, **162,996** irregular migrants were apprehended and **451,096** attempted entries were blocked. A comparison of these two years reveals that the number of thwarted border crossing attempts decreased in 2022, whereas the number of irregular migrants apprehended at the borders, in territorial waters, and within the country increased. Combined, the total number of individuals either "prevented" at the borders or "apprehended" in the past two years exceeded **1.8 million**.

Table 3.21. Combating irregular migration, 2021–2022⁶⁰

Year	Apprehended at Borders, Territorial Waters, and Inland	Prevented at Borders	Total
2021 ⁶¹	162,996	451,096	614,092
2022 ⁶²	285,027	280,206	565,233
Total	448,023	731,302	1,179,325

59 For detailed information, see MoT, "Kaçakçılıkla Mücadele Verileri [Data on Combating Smuggling]" and Ministry of Trade Directorate General of Customs Enforcement (DGCE), *2022 Faaliyet Raporu [2022 Activities Report]* (DGCE, 2023) 57.

60 Prepared by the report authors. The sources for the figures in the table are indicated in the footnotes next to the respective years.

61 SŞağıroğlu et al., *Türkiye Göç ve İnsan Hareketlilikleri Yıllığı-2021 [Türkiye Migration and Human Mobilities Annual-2021]*, p.88.

62 Presidency of Migration Management (GİB), "Göçle karşı karşıya kalmış hiçbir ülkede görülmemiş adımları başarıyla attık, atmaya devam ediyoruz. ... #TürkiyeGöçYönetiyor [#TürkiyeManagesMigration]," Twitter (Accessed January 2, 2023).

The distribution of irregular migrants prevented at the border after June can be tracked through the weekly “#TürkiyeGöçüYönetiyor [#TürkiyeManagesMigration]” videos and official announcements published by the Presidency of Migration Management. According to this data, between January 1 and July 28, **184,191** individuals were stopped, while between July 29 and December 31, an additional **96,015** were prevented from crossing the border—bringing the total to **280,206** irregular migrants intercepted before entering the country.

Table 3.22. *Distribution of irregular migrants prevented at Türkiye's borders by month, 2022⁶³*

	Number of Irregular Migrants Prevented	Cumulative
January 1– July 28	184,191	–
August (July 29 – August 25)	16,763	200,897
September (August 26 – September 29)	23,817	224,716
October (September 30 – October 27)	17,754	242,525
November (October 28 – November 24)	13,483	256,008
December (November 25 – December 31)	24,198	280,206

3.2.2. Deportation

The number of irregular migrants deported in 2022 was obtained from the “#TürkiyeGöçüYönetiyor [#TürkiyeManagesMigration]” videos regularly shared by the Presidency of Migration Management on Twitter, official announcements on the institution's website, and the Ministry of Interior's 2023 budget presentation. According to these sources, the number of deportations in 2022 increased by **161%** compared to 2021 (**46,845**), reaching a total of **124,441**.⁶⁴ The deportation rate of irregular migrants for the year was reported as **53%**.

Table 3.23. *Number of irregular migrants deported, 2021–2022⁶⁵*

Year	Number of Irregular Migrants Deported	Deportation Rate
2021	46,845	37%
2022	124,441	71%
Total	171,286	–

63 Prepared by the report authors using the Presidency of Migration Management (GİB) Twitter video compilation titled “#TürkiyeGöçüYönetiyor [#TürkiyeManagesMigration]” (Accessed June 14, 2022 / June 18, 2022 / June 25, 2022 / July 2, 2022 / July 9, 2022 / July 16, 2022 / July 23, 2022 / July 30, 2022 / August 6, 2022 / August 13, 2022 / August 20, 2022 / August 27, 2022 / September 3, 2022 / September 10, 2022 / September 17, 2022 / September 24, 2022 / October 1, 2022 / October 8, 2022 / October 16, 2022 / October 22, 2022 / October 29, 2022 / November 12, 2022 / November 19, 2022 / November 26, 2022 / December 3, 2022 / December 11, 2022 / December 17, 2022 / December 24, 2022 / January 2, 2023) and GİB, Press Release ompilation (Accessed April 15, 2022 / July 30, 2022 / August 16, 2022 / August 23, 2022 / September 3, 2022 / November 12, 2022 / December 5, 2022 / December 25, 2022).

64 Presidency of Migration Management (GİB), “Göçle karşı karşıya kalmış hiçbir ülkede görülmemiş adımları başarıyla attık, atmaya devam ediyoruz. ... #TürkiyeGöçüYönetiyor,” Twitter (Accessed January 2, 2023).

65 Republic of Türkiye Ministry of Interior (MoI), *Ministry of Interior 2022–2023 Booklet*, p. 358.; Göç İdaresi Başkanlığı (GİB), “Yılbaşından Bu Yana 8 Bin 571 Düzensiz Göçmen Sınır Dışı Edildi”, (Erişim 30 Ocak 2023).

Additionally, the following statement from the Ministry of Interior's budget presentation indicates that the deportation rate could reach as high as **71%**:

"In 2021 and 2022, the majority of foreigners deported were nationals of Afghanistan, Pakistan, and Iraq, who had entered our country illegally. When Syrians, repeat apprehensions, and those still undergoing procedures at removal centers are excluded, our deportation rate stands at **71%**."

In a statement released on December 25, 2022, the Presidency of Migration Management reported that the total number of irregular migrants deported across all of Europe was **53,885**, with an average deportation rate of **11%**:

"In recent years, Türkiye—under intense pressure from irregular migration—has achieved deportation results far above the European average. According to Eurostat data, although a total of **709,900** irregular migrants were identified in EU countries in 2021, only **80,470** of them were deported. By the end of September 2022, European countries had deported **53,885** irregular migrants.

While the average deportation success rate in European countries remains around **11%**, Türkiye's deportation success rate—excluding ongoing procedures and repeat apprehensions—has been recorded at **70%**.⁶⁶

From the beginning of 2022 until December 22, a total of **236** charter flights were operated for deportation purposes, including **234** to Afghanistan and two to Pakistan. In these flights, **44,433** Afghan and **354** Pakistani irregular migrants were deported. In addition to these, **22,101** Afghan and 12,031 Pakistani irregular migrants were deported on scheduled flights.

The Head of the Presidency of Migration Management, Savaş Ünlü, stated in a press release dated January 29, 2023, that a total of **237** charter flights were operated in 2022, including **235** to Afghanistan and **2** to Pakistan, and that over **45,000** irregular migrants were deported via these flights. Accordingly, it has been understood that another charter (private plane) flight to Afghanistan was made between December 23 and 31.

Between January 1 and December 22, a total of **119,817** irregular migrants were deported, including **66,534** from Afghanistan, **12,385** from Pakistan, and **40,898** from other countries. However, there is no announcement containing information for the period between December 23 and 31. However, when the number of **119,817** deported irregular migrants between January 1 and December 22 is subtracted from the number of **124,441** deported irregular migrants announced at the end of 2022, it is understood that **4,624** more people were deported between January 23 and 31. According to the above explanation, it is understood that these are also Afghan nationals.

Taking all these calculations into account, a total of **237** charter flights were operated in 2022, **235** to Afghanistan and two to Pakistan, resulting in the deportation of **49,057** Afghan nationals and **354** Pakistani nationals. On scheduled flights, the number of which is not

66 Presidency of Migration Management (GİB), "Sınır Dışı Sayısında Artış Devam Ediyor: 119,817 Düzensiz Göçmen Sınır Dışı Edildi" (Accessed December 25, 2022).

specified, **75,030** irregular migrants were deported, including **22,101** from Afghanistan, **12,031** from Pakistan, and **40,898** from other countries.

In this case, it has been determined that of the **124,441** irregular migrants deported, **71,158** were Afghanistan nationals, **12,385** were Pakistan nationals, and **40,898** were nationals of other countries.

Table 3.24. Nationality information of irregular migrants deported in 2022 and flight information for who returned to their countries of origin⁶⁷

Date		Country of Destination (Cumulative)			Nationality (Cumulative)			Total (Cumulative)
		Afghanistan	Pakistan	Flight	Afghanistan	Pakistan	Other	
April 25, 2022	Charter Flight	26	2	28	5,897	354	-	6,251
	Scheduled Flight	-	-	-	3,757	3,852	7,227	14,836
	Total	-	-	-	9,654	4,206	7,227	21,087
April 25, 2022	Charter Flight	30	-	-	6,805	354	-	7,159
	Scheduled Flight	-	-	-	4,231	-	-	-
	Total	-	-	-	11,036	-	-	23,853
May 23, 2022	Charter Flight	40	2	-	7,997	354	0	8,351
	Scheduled Flight	-	-	-	6,007	4,628	9,595	20,230
	Total	-	-	-	14,004	4,982	9,595	28,581
June 8, 2022	Charter Flight	66	2	68	11,646	354	-	12,000
	Scheduled Flight	-	-	-	6,610	-	-	22,466
	Total	-	-	-	18,256	-	-	34,112
June 21, 2022	Charter Flight	94	2	96	17,143	354	-	17,497
	Scheduled Flight	-	-	-	7,198	5,671	12,300	25,169
	Total	-	-	-	24,341	6,025	12,300	42,666
July 30, 2022	Charter Flight	144	2	146	26,309	354	-	26,663
	Scheduled Flight	-	-	-	9,419	6,860	16,098	32,377
	Total	-	-	-	35,728	7,214	16,098	59,040
August 16, 2022	Charter Flight	171	2	173	31,459	354	-	31,813
	Scheduled Flight	-	-	-	10,033	7,418	20,428	37,879
	Total	-	-	-	41,492	7,772	20,428	69,692

67 Prepared by the report authors using the GiB "Press Releases" compilation and GiB Twitter videos titled "#TürkiyeGöçüYönetiyor."

August 23, 2022	Charter Flight	178	2	180	32,744	354	-	33,098
	Scheduled Flight	-	-	-	10,204	7,694	21,582	39,480
	Total	-	-	-	42,948	8,048	21,582	72,578
September 3, 2022	Charter Flight	186	2	188	34,557	354	-	34,911
	Scheduled Flight	-	-	-	10,229	7,760	22,778	40,767
	Total	-	-	-	44,786	8,114	22,778	75,678
October 30, 2022	Charter Flight	213	2	215	40,510	354	-	40,864
	Scheduled Flight	-	-	-	14,992	10,671	30,921	56,584
	Total	-	-	-	55,502	11,025	30,921	97,448
November 12, 2022	Charter Flight	217	2	219	41,185	354	-	41,539
	Scheduled Flight	-	-	-	15,989	10,841	33,205	60,035
	Total	-	-	-	57,174	11,195	33,205	101,574
December 3, 2022	Charter Flight	230	2	232	-	354	-	-
	Scheduled Flight	-	-	-	-	12,560	35,285	-
	Total	-	-	-	61,617	12,914	35,285	109,816
December 22, 2022	Charter Flight	234	2	236	44,433	354	0	44,787
	Scheduled Flight	-	-	-	22,101	12,031	40,898	75,030
	Total	-	-	-	66,534	12,385	40,898	119,817
January 1-December 22, 2022	Country of Destination			Nationality				Total (Cumulative)
		Afghanistan	Pakistan	Flight	Afghanistan	Pakistan	Other	
December 23-31, 2022	Charter Flight	234	2	236	44,433	354	0	44,787
	Scheduled Flight	-	-	-	22,101	12,031	40,898	75,030
	Total	-	-	-	66,534	12,385	40,898	119,817
December 23-31, 2022	Charter Flight	1	0	1	4,624	-	-	4,624
	Scheduled Flight	-	-	-	-	-	-	-
	Total	1	-	-	-	-	-	-
Grand Total	Charter Flight	235	2	237	49,057	354	0	49,411
	Scheduled Flight	-	-	-	22,101	12,031	40,898	75,030
		-	-	-	71,158	12,385	40,898	124,441

Looking at the number of irregular migrants who have been deported, it is understood that an average of **10,370** irregular migrants are deported per month.

Table 3.25. *Distribution of deported irregular migrants by nationality and month⁶⁸*

Dates	Number of Irregular Migrants Deported			
	Afghanistan	Pakistan	Other	Total
January 1– June 30	27,705	6,709	13,819	48,233
July (01–28)	8,002	505	2,300	10,807
August (July 29 – August 25)	7,983	900	3,657	12,540
September (August 26 – September 29)	7,167	1,661	4,597	13,425
October (September 30 – October 27)	4,535	1,008	4,025	9,568
November (October 28 – November 24)	5,315	1,343	3,817	10,475
December (November 25 – December 22)	5,827	259	8,683	14,769
Until December 22	66,534	12,385	40,898	119,817
December 22 – 31	4,624	0	0	4,624
Total	71,158	12,385	40,898	124,441

In 2021, Türkiye had **25⁶⁹** Removal Centers (GGM) with a total capacity of **15,908** people. By 2022, the number of centers increased to **30**, and their total capacity rose to **20,540**. With this expansion, the number and capacity of removal centers in Türkiye surpassed those of all European countries.⁷⁰ Among the cities with the highest capacities are Malatya with **3,020**, Erzurum with **1,900**, Istanbul with **1,510**, and Iğdır with **1,500**. In addition, Ağrı, Ankara, and Çankırı each have centers with a capacity of **1,000** people.

Table 3.26. *Removal centers in Türkiye and their capacities⁷¹*

Serial No.	Province	Capacity	Serial No.	Province	Capacity
1	Adana	450	16	İstanbul (Binkılıç)	420
2	Ağrı	1,000	17	İstanbul (Silivri)	190
3	Ankara	1,000	18	İstanbul (Tuzla-Konteyner)	900
4	Antalya	200	19	İzmir	850
5	Aydın	600	20	Kayseri	850
6	Balıkesir	200	21	Kırklareli	850
7	Bursa	200	22	Kocaeli	570
8	Çanakkale	740	23	Kütahya	500

68 Compiled from announcements published by GİB. Prepared by the report authors using the GİB "Press Releases" compilation and GİB Twitter videos titled "#TürkiyeGöçüYönetiyor."

69 Sağiroğlu et al., *Türkiye Göç ve İnsan Hareketlilikleri Yıllığı-2021 [Türkiye Migration and Human Mobilities Annual-2021]*, 90.

70 Presidency of Migration Management (GİB), "Sınır Dışı Sayısında Artış Devam Ediyor: 119.817 Düzensiz Göçmen Sınır Dışı Edildi".

71 Republic of Türkiye Ministry of Interior (MoI), *Ministry of Interior 2022–2023 Booklet*, p. 359

9	Çankırı	1,000	24	Malatya 1	500
10	Edirne	520	25	Malatya 2	420
11	Erzurum 1	1,050	26	Malatya 3	2,100
12	Erzurum 2	850	27	Muğla	70
13	Gaziantep	850	28	Niğde	390
14	Hatay	220	29	Şanlıurfa	700
15	Iğdır	1,500	30	Van	850
Grand Total					20,540

Additionally, in a statement dated December 25, 2022, it was reported that **18,776** foreigners of **107** different nationalities were under administrative detention in Removal Centers, and with **5,675** irregular migrants undergoing procedures under the “voluntary departure” process, a total of **24,451** individuals were still in the process of deportation.⁷² By the end of the year, the number of individuals held in Removal Centers was reported as **20,497**.⁷³

In the Ministry of Interior’s 2022–2023 Booklet, it was also announced that three new Removal Centers would be opened in Istanbul and Bayburt in 2023 to increase overall capacity:

“In 2023, three new Removal Centers with a total capacity of 1,850 will be established: 450 in Istanbul/Çatalca, 1,000 in Istanbul/Arnavutköy, and 400 in Bayburt. These centers will be built using modern methods, equipped with advanced technology, and reinforced with high-level security measures. ... With the opening of these new facilities in 2023, the total usable capacity of our Removal Centers will reach 22,390.”⁷⁴

The Budget Presentation also includes information regarding the services provided in Removal Centers, such as nutrition, cleaning and hygiene, emergency and basic healthcare, education, psychosocial support, communication, access to legal counsel, and visitation. It is stated that services in Removal Centers are provided “in accordance with international standards”:

- **“Nutrition:** Three meals a day are provided. Meals are supervised by a food engineer. Special conditions such as illness and dietary needs are taken into consideration.
- **Cleaning and Hygiene:** Cleaning staff are employed. Personal hygiene supplies are distributed; bedding, towels, sheets, and clothing are regularly washed. Centers are disinfected against COVID-19 and other infectious diseases.
- **Emergency and Basic Healthcare:** Emergency and basic healthcare services that cannot be financially covered by the foreign national are provided free of charge.

⁷² Presidency of Migration Management (GİB), “Sınır Dışı Sayısında Artış Devam Ediyor: 119.817 Düzensiz Göçmen Sınır Dışı Edildi”.

⁷³ Mol, *Ministry of Interior 2022–2023 Booklet*, s. 359.

⁷⁴ Mol, *Ministry of Interior 2022–2023 Booklet*, s. 359.

Doctors and health personnel are available in the centers; when needed, or in the absence of a doctor, individuals are referred to hospitals. In 2022, a total of 160,547 residents benefited from healthcare services.

- **Education:** Teachers are assigned to provide education for children residing in the Removal Centers.
- **Psychosocial Support:** Upon arrival, the special needs of individuals sent to the centers are assessed, and psychosocial support is provided accordingly throughout their stay. Additionally, social activities are organized for the benefit of all residents.
- **Communication:** In 2022, a total of 27,039 prepaid payphone cards were distributed free of charge to foreigners. They can communicate with their relatives, lawyers, legal representatives, and officials from their home countries; they can also send and receive letters.
- **Access to Lawyers:** Foreign nationals have the right to meet with their lawyers at Removal Centers. In 2022, a total of 42,157 foreigners had meetings with their lawyers. They can also apply for legal aid. Lawyers may review case files and, if they present a power of attorney, obtain copies of non-confidential documents.
- **Visits:** Foreign nationals can meet with their relatives, consular representatives of their countries, and representatives of the United Nations High Commissioner for Refugees (UNHCR) at Removal Centers. In 2022, a total of 37,656 visitors were accepted under this provision at the centers.⁷⁵

3.2.3. *Readmission*

Readmission Agreements are among the most effective methods of international cooperation in combating irregular migration. These agreements, which oblige countries to take measures against irregular migration, ensure the protection of the human rights of irregular migrants and their return to their country of origin or the last transit country in accordance with international conventions. These agreements provide for the safe return of individuals irregularly present in a country to the country of origin or the last transit country, under the terms and conditions specified in the agreement. Türkiye has signed Readmission Agreements with transit and destination countries as part of its fight against irregular migration. Since 2001, Türkiye has signed Readmission Agreements with Syria, Greece, Kyrgyzstan, Romania, Ukraine, Pakistan, Russia, Nigeria, Bosnia and Herzegovina, Yemen, Moldova, Belarus, Montenegro, Kosovo, Norway, and the European Union. Additionally, a Memorandum of Understanding dated March 18, 2016, exists between Türkiye and the European

⁷⁵ Mol, *Ministry of Interior 2022–2023 Booklet*, s. 360.

Union.⁷⁶ Currently, the readmission of migrants who irregularly cross from Türkiye to Europe is carried out within the framework of this memorandum.

As shown in Table 3.27, which presents the distribution of irregular migrants readmitted from European Union countries to Türkiye by nationality, a total of **2,139** irregular migrants were readmitted in 2022. Among them, **748** were Pakistani nationals, **412** Syrian, and **204** Algerian.

Table 3.27. *Distribution of irregular migrants readmitted to Türkiye from EU countries by nationality*⁷⁷

Nationality	Number
Pakistan	748
Syria	412
Algeria	204
Other (38 Nationalities)	775
Total	2,139

3.3. Migrant Smuggling

As seen in Table 3.28, according to data from the Presidency of Migration Management, a total of **9,147** migrant smuggling organizers were apprehended in 2022. When examining the distribution of those apprehended by institution, it is observed that **3,864** were caught by the General Command of Gendarmerie, **441** by the Directorate General of Security, **293** by the Coast Guard Command, and **69** were apprehended jointly by the Gendarmerie, the Police, and the Coast Guard.

⁷⁶ Presidency of Migration Management (GİB), "Türkiye'nin Düzensiz Göçle Mücadelesi" (Accessed January 30, 2023).

⁷⁷ Mol, *Ministry of Interior 2022–2023 Booklet*, s. 365.

Table 3.28. *Distribution of apprehended migrant smuggling organizers by institution and month, 2021–2022⁷⁸*

	Month	Presidency of Migration Management ⁸⁰	Directorate General of Security	General Command of Gendarmerie ⁸¹	Coast Guard Command ⁸²	Joint (SG, JGK, EGM) ⁸³
2022	January	–	127	300	6	2
	February	–	25	301	49	6
	March	–	20	300	10	11
	April	–	28	363	17	1
	May	–	29	313	45	5
	June	–	17	250	24	8
	July	–	18	196	23	22
	August	–	25	292	43	0
	September	–	60	410	38	0
	October	–	41	410	23	0
	November	–	37	410	4	11
	December	–	14	319	10	3
	Total	9,147	441	3,864	293	69
2021	Total	7,918	–	2,505	113	44

More detailed data shared by the General Directorate of Security show that among the apprehended migrant smuggling organizers, **263** were Turkish citizens and **178** were foreign nationals.

⁷⁸ Compiled and prepared by the report authors from data provided by the relevant institutions.

⁷⁹ Data on "Irregular Migration" from GiB, compiled and prepared by the report authors.

⁸⁰ Data from the General Command of Gendarmerie for 2022, compiled and prepared by the report authors. For detailed information, see JGK, "Asayiş İstatistikleri [Public Order Statistics]" compilation.

⁸¹ Data on "Irregular Migration Statistics (Düzensiz Göç İstatistikleri)" from SG, compiled and prepared by the report authors.

⁸² Data on "Irregular Migration Statistics" from SG, compiled and prepared by the report authors.

Table 3.29. *Distribution of migrant smuggling organizers apprehended by the Directorate General of Security by Turkish and foreign nationality⁸³*

Month	Operation Date	Migrant Smuggling Organizer		
		Turkish	Foreigner	Total
January	Jan. 28, 2022	55	72	127
February	Feb. 24, 2022	22	3	25
March	Mar. 26, 2022	11	9	20
April	Apr. 16, 2022	24	4	28
May	May 13, 2022	20	9	29
June	Jun. 28, 2022	13	4	17
July	Jul. 19, 2022	6	12	18
August	Aug. 5, 2022	20	5	25
September	Sep. 23, 2022	22	38	60
October	Oct. 19, 2022	29	12	41
November	Nov. 17, 2022	33	4	37
December	Dec. 16, 2022	8	6	14
Total		263	178	441

3.4. Human Trafficking

Human trafficking is defined as “the recruitment, transportation, transfer, harboring, or receipt of persons for the purpose of exploitation, through the use of force or the threat of force, or by other means such as coercion, abduction, fraud, deception, abuse of power, exploitation of a person’s vulnerability, or by giving or receiving benefits to obtain the consent of a person having control over another person.”⁸⁴ Accordingly, the number of human trafficking victims rescued in Türkiye in 2022 was reported as **342**. Although this figure is lower than the **402** individuals rescued in 2021, it still stands as one of the highest numbers recorded in recent years.

⁸³ Prepared by the report authors using the compilation of news on “Nationwide Peace of Mind Operations to Combat Irregular Migration” from EGM.

⁸⁴ Republic of Türkiye Ministry of Interior Directorate General of Migration Management (GİGM), *Türkiye İnsan Ticaretiyle Mücadele 2020 Yıllık Raporu [Türkiye Annual Report on Combating Human Trafficking 2020]* (Ankara: Göç İdaresi Başkanlığı Yayınları, 2020), p. 12.

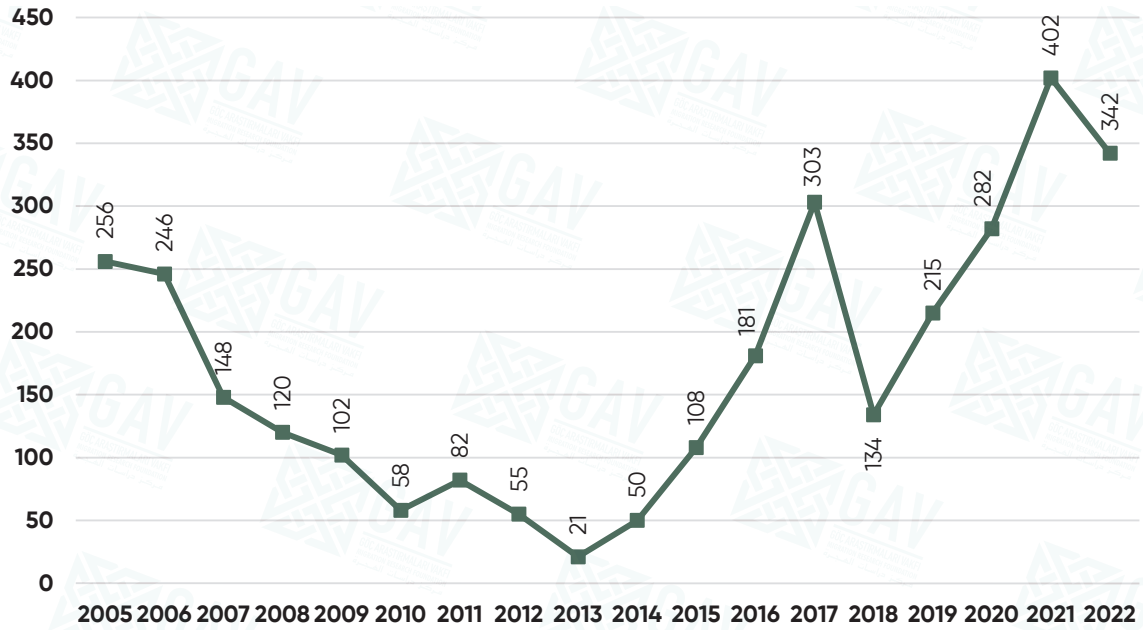


Figure 3.11. Distribution of human trafficking victims in Türkiye by year⁸⁵

Table 3.30 presents the number of human trafficking cases identified by the General Command of Gendarmerie. According to the data, in 2022, a total of **93** victims were rescued and **158** human traffickers were apprehended in **57** human trafficking cases detected by the Gendarmerie.

Table 3.30. Data published by the General Command of Gendarmerie on human trafficking, 2021–2022⁸⁶

Year	Month	Number of Incidents	Victim of Human Trafficking	Human Trafficker
2022	January	4	5	25
	February	7	10	26
	March	14	15	37
	April	6	14	12
	May	8	12	23
	June	2	6	4
	July*	1	7	4
	August	1	1	1
	September*	3	5	5
	October	4	7	10
	November	3	5	5
	December	4	6	6
	Total	57	93	158
2021	Total	34	142	153

85 Presidency of Migration Management (GİB), "İnsan Ticaretiyle Mücadele [Combating Human Trafficking]" (Accessed January 30, 2023).

86 The data of the General Command of Gendarmerie were compiled and prepared by the report authors. For detailed information, see JGK, "Asayiş İstatistikleri [Public Order Statistics]" compilation. For 2021 figures, see Sağiroğlu et al., *Türkiye Göç ve İnsan Hareketlilikleri Yıllığı–2021 [Türkiye Migration and Human Mobilities Annual–2021]*, p. 92.

According to data shared by the Directorate General of Migration Management regarding shelters that provide services to victims of human trafficking, there are a total of **42** shelters across Türkiye. Of these, **30** are located in Ankara and **12** in Kırıkkale.

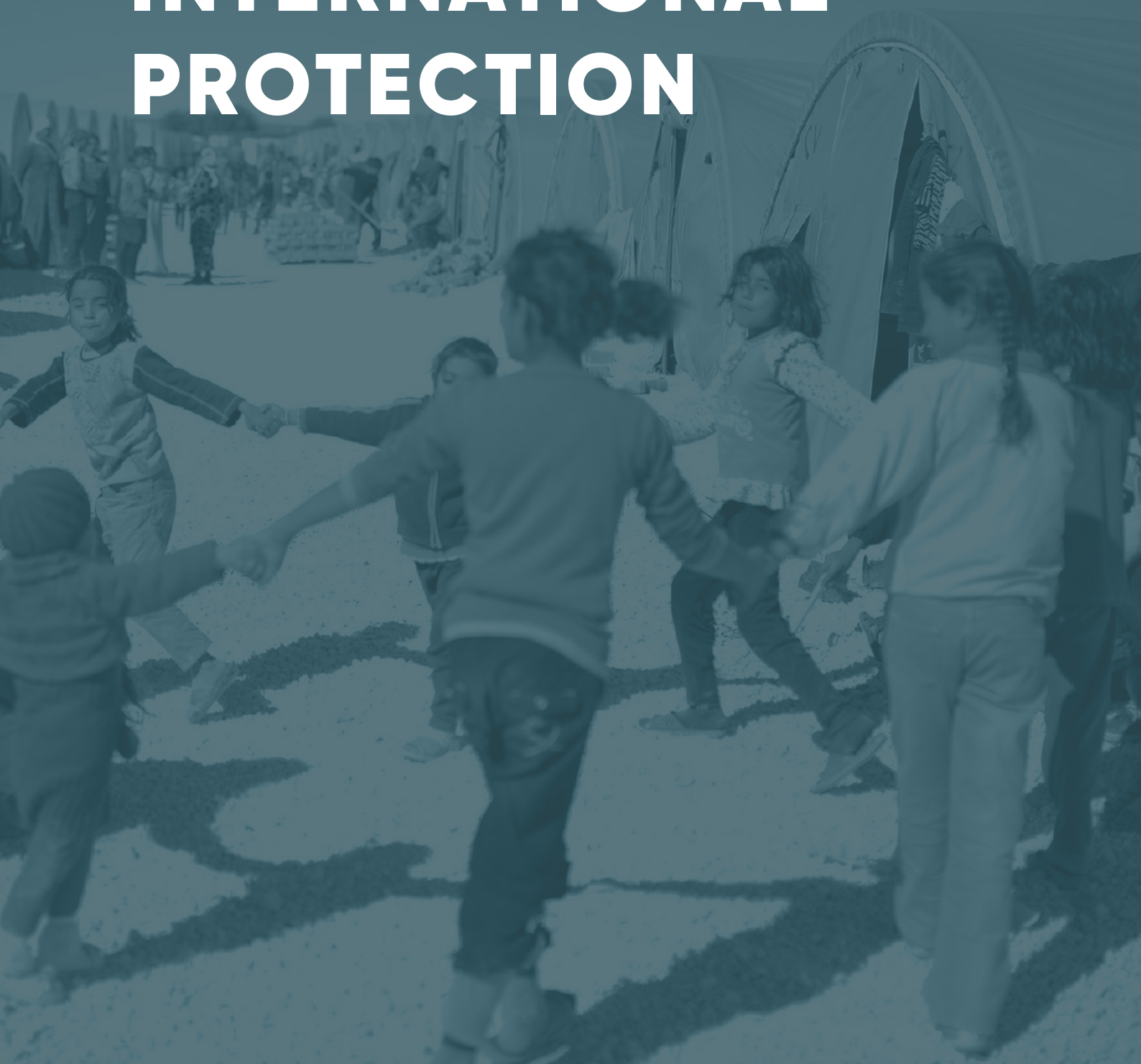
Table 3.31. *Number of shelters for victims of human trafficking in Türkiye⁸⁷*

Shelter	Capacity
Ankara Shelter	30
Kırıkkale Shelter	12
Total	42

87 GİB, "İnsan Ticaretiyle Mücadele [Combating Human Trafficking]".



INTERNATIONAL PROTECTION



International protection is a broad framework concept. Individuals seeking asylum may apply either individually or as part of a mass movement. The Law on Foreigners and International Protection No. 6458 defines the framework of the international protection system, which is based on two types of protection. Accordingly, those who apply individually in Türkiye are assessed under the “international protection” status, while the “temporary protection” status is applied in cases of mass influx and emergencies. Data regarding these two statuses are evaluated separately.

4.1. International Protection

The number of international protection applications in Türkiye showed a consistent upward trend from 2010 to 2018. Over this nine-year period, applications increased from around 8,000 to 114,000. However, in 2019 and 2020, there was a dramatic decline in the number of applications. The figures dropped first to 56,000 and then to around 31,000. In 2021, the number further decreased to **29,256** – the lowest figure in the past decade. In 2022, however, the number of applications rose to **33,246**, indicating a renewed upward trend.

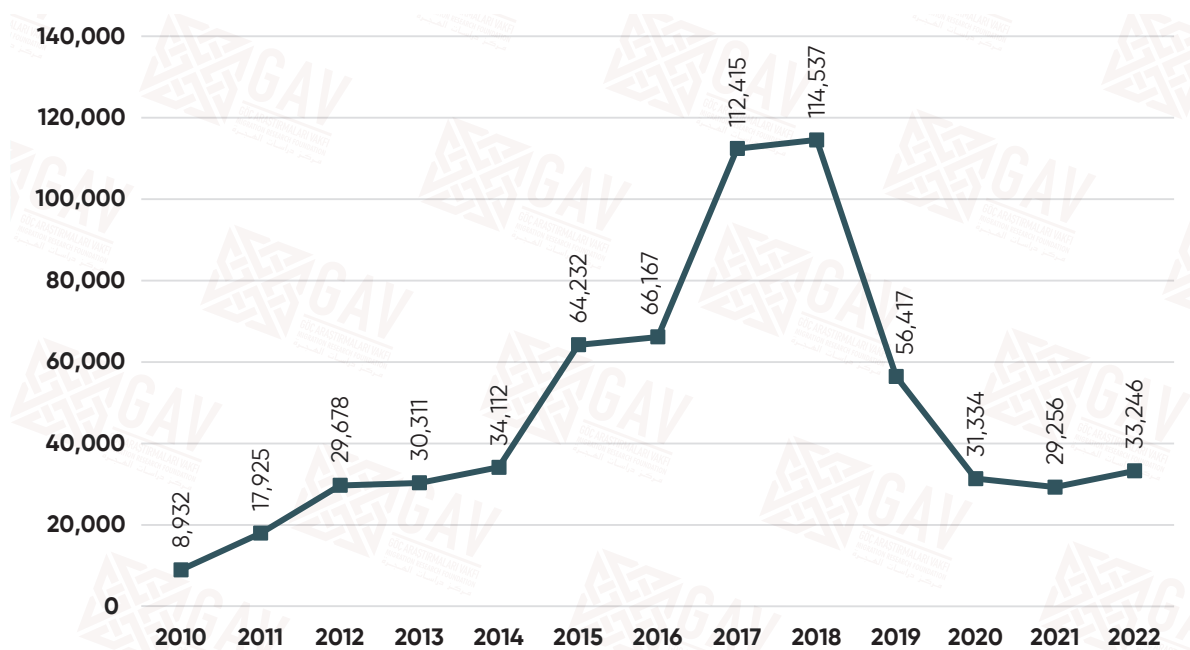


Figure 4.1. Distribution of international protection applications by year, 2010–2022¹

1 Presidency of Migration Management (GİB), “Uluslararası Koruma [International Protection]” (Accessed December 31, 2022).

In 2021, Türkiye was the sixth country among the European Union (EU) and European Free Trade Association (EFTA) countries to receive the highest number of international protection applications.² However, in 2022, with **33,246** applications, Türkiye dropped to the ninth position.³ Germany ranks first with **243,835** applications, followed by France (**156,455**), Spain (**117,945**), Austria (**112,245**), Italy (**84,290**), Greece (**37,375**), the Netherlands (**37,020**), and Belgium (**36,740**).

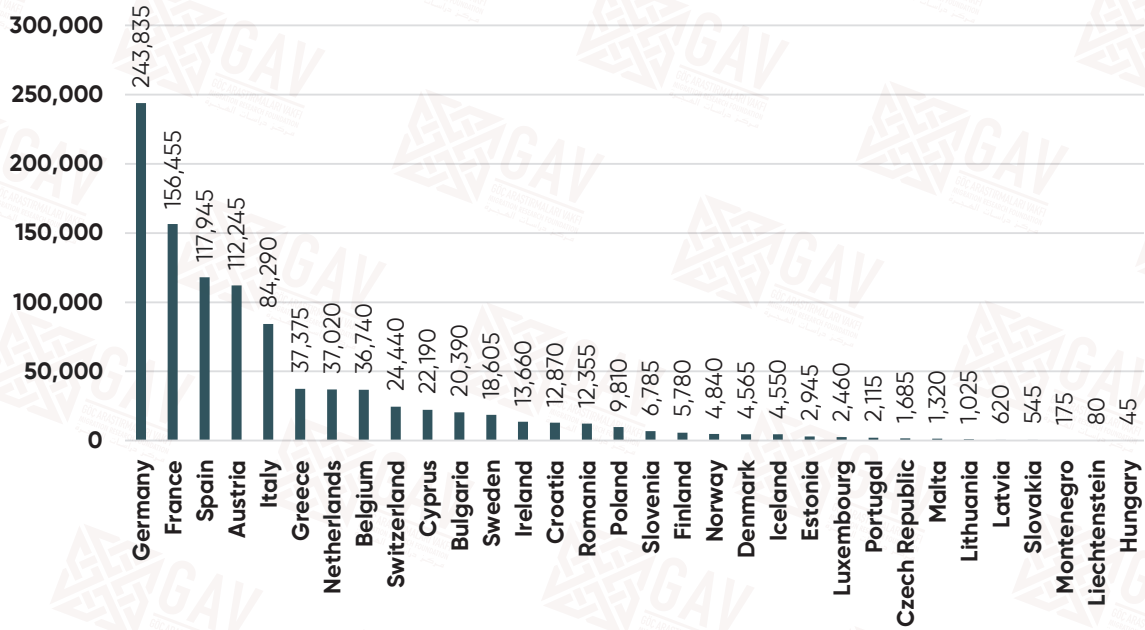


Figure 4.2. Foreign nationals applying for international protection in EU and EFTA countries, 2022⁴

According to the Ministry of Interior, as of the end of 2022, there are a total of **307,521** individuals in Türkiye who have either applied for international protection or hold such status.⁵ As shown in Table 4.1, nationals from Afghanistan, Ukraine, and Iraq rank as the top three groups among international protection applicants in Türkiye. In 2022, out of **33,246** applicants, **19,400** were from Afghanistan, **7,131** from Ukraine, and **2,632** from Iraq.⁶ In 2021, the majority of the **29,256** applications were submitted by nationals from Afghanistan (**21,926**), Iraq (**4,961**), and Iran (**1,032**), respectively.⁷

Following the Russia-Ukraine crisis in the early months of 2022, millions of Ukrainians were forced to leave their country, and some of them came to Türkiye, with a portion applying for international protection status there. As of September 30, 2022, UNHCR reported that there were **145,000** Ukrainians in Türkiye, with **5,116** having applied for international protection.⁸

2 Sağiroğlu et al., *Türkiye Göç ve İnsan Hareketlilikleri Yıllığı-2021 [Türkiye Migration and Human Mobilities Annual-2021]*, 95.

3 GİB, "Uluslararası Koruma [International Protection]".

4 Presidency of Migration Management (GİB), "Uluslararası Koruma [International Protection]" (Accessed August 1, 2023).

5 Mol, *Ministry of Interior 2022-2023 Booklet*, p. 350.

6 GİB, "Uluslararası Koruma [International Protection]".

7 Sağiroğlu et al., *Türkiye Göç ve İnsan Hareketlilikleri Yıllığı-2021*, 96.

8 United Nations High Commissioner for Refugees (UNHCR), *Türkiye Bilgi Notu* (UNHCR, September 2022); Şaduman Unutmaz and Muhammet Bayram, "Savaş mağduru 11 milyon Ukraynalıdan 7 milyonu geri döndü [7 million of the 11 million war victims of Ukraine have

Additionally, Ukraine's Ambassador to Ankara, Vasyl Bodnar, stated that out of **407,266** Ukrainians who came to Türkiye due to the war, **366,747** had left for Ukraine or other countries, and that as of September 24, 2022, **40,519** Ukrainians remained in Türkiye. Therefore, the UNHCR figure of **145,000** should be approached with caution. In a news report dated May 24, 2023, Vasyl Bodnar said: "Since February 24, 2022, **844,000** Ukrainians have entered Türkiye, of whom **822,000** have left. As of today, **22,000** Ukrainian citizens remain in the country."⁹ According to data released by GİB at the end of the year, **7,131** Ukrainians applied for international protection.¹⁰

Table 4.1. *Distribution of foreigners under international protection and applicants by nationality, 2021-2022*¹¹

Nationality	2021		2022		As of mid-2022, international protection applicants and status holders in Türkiye (top 3 countries of origin) (UNHCR) ¹⁴
	Top 3 nationalities applying for international protection in Türkiye (GİB)	International protection applicants and status holders in Türkiye (top 3 countries of origin) (UNHCR)	Top 3 nationalities applying for international protection in Türkiye (GİB) ¹²	International protection applicants and status holders in Türkiye (Ministry of Interior) ¹³	
Afghanistan	21,926	125,104	19,400	–	135,445
Iraq	4,961	162,760	4,083	–	132,166
Iran	1,032	24,300	–	–	15,135
Ukraine	–	–	7,183	–	–
Other	1,337	7,836+ (circa)	2,632	–	–
Total	29,256	320,000	33,246	307,521	318,000

4.2. Temporary Protection

This section presents statistical data on Syrians under temporary protection (TP). Following the outbreak of the crisis in Syria in 2011, a temporary protection status—open exclusively to citizens of the Syrian Arab Republic—was established for those arriving in Türkiye. As of the end of 2022, there are **3,535,898** Syrians under temporary protection in Türkiye. While the

returned],” DHA (September 24, 2022).

9 Şaduman Türkay, “Büyükelçi Bodnar: Türkiye’de 22 bin Ukrayna vatandaşı bulunuyor [Ambassador Bodnar: 22 thousand Ukrainian citizens in Türkiye]” *Demirören Haber Ajansı* (May 24, 2023).

10 GİB, “Uluslararası Koruma [International Protection]”.

11 The data of GİB and UNHCR were compiled and prepared by the report authors. For 2021 figures, see Sağiroğlu et al., *Türkiye Göç ve İnsan Hareketlilikleri Yıllığı–2021 [Türkiye Migration and Human Mobilities Annual–2021]*, p. 96; the sources for 2022 figures are indicated in the footnotes in the column headers.

12 GİB, “Uluslararası Koruma [International Protection]”.

13 MoI, *Ministry of Interior 2022–2023 Booklet*, p. 350.

14 United Nations High Commissioner for Refugees (UNHCR), *Türkiye Bilgi Notu [Türkiye Fact Sheet]*, (February 2023)

number of Syrians under TP generally increased between 2017 and 2021, 2022 marked the first significant decrease. Between 2021 and 2022, the number declined by approximately **200,000**.

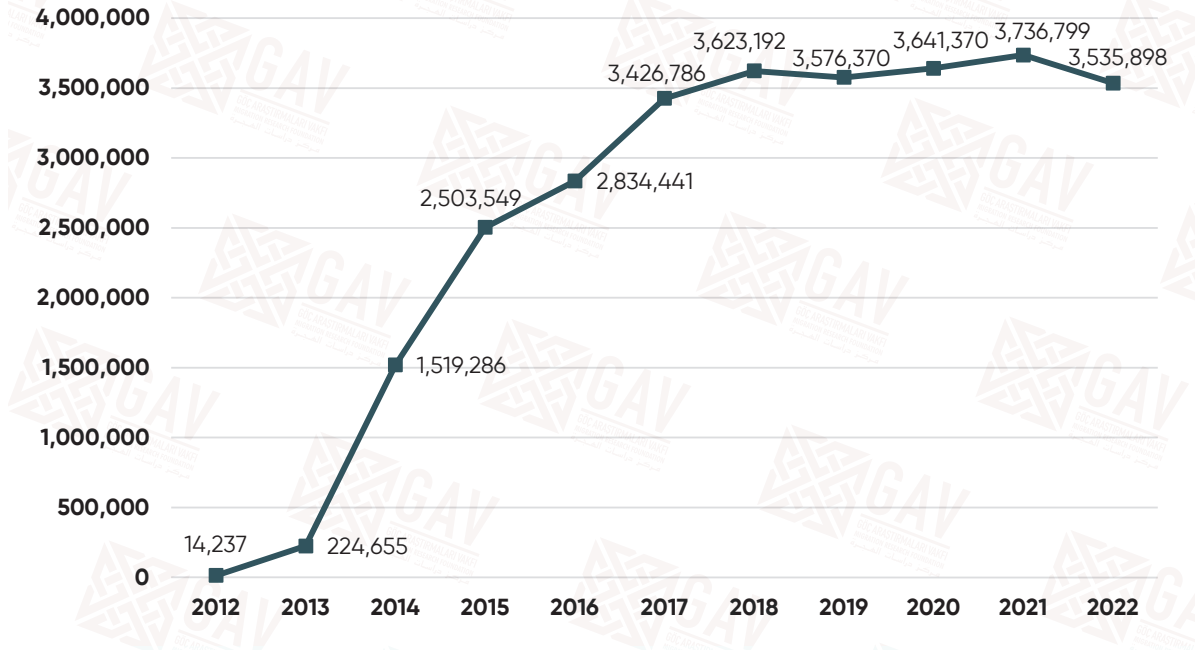


Figure 4.3. Number of Syrians under temporary protection by year, 2012–2022¹⁵

Table 4.2 shows the distribution of Syrians under TP across the top ten provinces, along with the rate of change from 2021 to 2022. Accordingly, in 2022, the provinces with the highest Syrian population are Istanbul, Gaziantep, Şanlıurfa, Hatay, Adana, Mersin, Bursa, İzmir, Konya, and Ankara. Hatay, which ranked third in 2021, and Şanlıurfa, which ranked fourth, switched places in 2022. Additionally, Ankara replaced Kilis, which held the tenth spot in 2021. The total number of Syrians under TP living in these ten provinces (**2,771,610**) accounts for **78.38%** of all Syrians under temporary protection in Türkiye (**3,535,898**).

Between 2021 and 2022, the number of Syrians under TP in Türkiye decreased by **5.38%**. This decrease is believed to be related to voluntary returns from Türkiye to Syria.

Looking at the rate of change by cities, notable decreases occurred in Hatay (**-18.20%**), Şanlıurfa (**-13.29%**), and Kilis (**-17.90%**). Conversely, increases were observed in Istanbul (**1.85%**), Bursa (**0.24%**), Konya (**0.20%**), and Gaziantep (**0.11%**).

15 The data provided by the Presidency of Migration Management were compiled and prepared by the report authors. For detailed information, see GIB, "Geçici Koruma [Temporary Protection]" (Accessed December 31, 2022).

Table 4.2. *Distribution of Syrians under temporary protection (TP) by top 10 provinces and rate of change between 2021-2022¹⁶*

Province	2021		2022		Rate of Change (%)
	Serial No.	Number	Serial No.	Number	
İstanbul	1	534,096	1	543,973	1.85%
Gaziantep	2	460,664	2	461,149	0.11%
Hatay	3	435,650	4	356,361	-18.20%
Şanlıurfa	4	427,640	3	370,793	-13.29%
Adana	5	255,911	5	252,080	-1.50%
Mersin	6	238,396	6	238,213	-0.08%
Bursa	7	183,313	7	183,749	0.24%
İzmir	8	149,708	8	145,302	-2.94%
Konya	9	122,736	9	122,986	0.20%
Kilis	10	106,803	11	87,686	-17.90%
Ankara	11	101,846	10	97,004	-4.75%
Other		720,036		676,602	-6.03%
Total		3,736,799		3,535,898	-5.38%

As of the end of 2022, **1.34% (47,525)** of Syrians under TP in Türkiye were living in temporary accommodation centers (TAC), while **98.66% (3,488,373)** lived outside these centers.

Table 4.3. *Number, distribution, and rate of change of TP Syrians residing in or outside temporary accommodation centers, 2021-2022¹⁷*

	2021		2022		Rate of Change (%)
	Number	%	Number	%	
Those Staying Inside Temporary Accommodation Centers	51,471	1.40	47,525	1.34	-8.30
Those Staying Outside Temporary Accommodation Centers	3,685,328	98.60	3,488,373	98.66	-5.65
Total	3,736,799	100	3,535,898	100	-5.38

Looking at the distribution of Syrians under TP across temporary accommodation centers, Adana/Sarıçam (**16,957**), Kahramanmaraş/City Center (**9,663**), Osmaniye/Cevdetiye (**8,271**), and Kilis/Elbeyli (**8,212**) stand out as prominent centers.

16 The data of the Presidency of Migration Management were compiled and prepared by the report authors. For 2022 figures, see GiB, "Geçici Koruma [Temporary Protection]" (Accessed December 31, 2022); for 2021 figures, see Sağiroğlu et al., *Türkiye Göç ve İnsan Hareketlilikleri Yıllığı-2021 [Türkiye Migration and Human Mobilities Annual-2021]*, p. 99. (The 2021 numbers for Ankara were drawn from the 2022 data.)

17 The data of the Presidency of Migration Management were compiled and prepared by the report authors. See GiB, "Geçici Koruma [Temporary Protection]" (Accessed December 30, 2021 / December 31, 2022).

Table 4.4. *Distribution of TP Syrians by temporary accommodation center, 2021–2022¹⁸*

Province	TAC	TAC Population		Rate of Change
		2021	2022	
Adana (1)	Sarıçam	16,957	15,856	-6.49%
Hatay (3)	Altınözü	2,451	3,983	62.51%
	Yayladağı	3,320	3,146	-5.24%
	Apaydın	2,597	2	-99.92%
Kahramanmaraş (1)	City center	9,663	9,629	-0.35%
Kilis (1)	Elbeyli	8,212	7,423	-9.61%
Osmaniye (1)	Cevdetiye	8,271	7,486	-9.49%
Total		51,471	47,525	-7.67%
Number of Syrians Outside Temporary Accommodation Centers		3,685,328	3,488,373	-5.34%

According to Table 4.5, which shows the age and gender distribution of Syrians under TP, there was an **8.65%** increase in the 0–4 age group between 2021 and 2022. The number in this age group rose from **511,039** at the end of 2021 to **555,249** by the end of 2022. A decrease was observed in all other age groups. These figures, which should be interpreted in light of further research, indicate an increasing trend in the birth rate among Syrians under TP in Türkiye.

Table 4.5. *Distribution of TP Syrians by age, gender, and rate of change, 2021–2022¹⁹*

Age Group	Male			Female			Total		
	2021	2022	Rate of Change (%)	2021	2022	Rate of Change (%)	2021	2022	Rate of Change (%)
0–4	264,306	286,939	8.56%	246,733	268,310	8.75%	511,039	555,249	8.65%
5–9	294,539	266,907	-9.38%	276,631	251,999	-8.90%	571,170	518,906	-9.15%
10–14	221,374	209,182	-5.51%	207,962	196,586	-5.47%	429,336	405,768	-5.49%
15–18	139,804	135,373	-3.17%	119,734	116,753	-2.49%	259,538	252,126	-2.86%
19–24	287,125	242,598	-15.51%	216,317	188,659	-12.79%	503,442	431,257	-14.34%
25–29	223,863	204,066	-8.84%	162,468	150,327	-7.47%	386,331	354,393	-8.27%
30–34	168,813	152,287	-9.79%	122,519	114,256	-6.74%	291,332	266,543	-8.51%
35–39	126,668	121,490	-4.09%	99,197	94,248	-4.99%	225,865	215,738	-4.48%
40–44	86,557	83,323	-3.74%	75,465	70,935	-6.00%	162,022	154,258	-4.79%
45–49	58,670	57,710	-1.64%	57,358	56,393	-1.68%	116,028	114,103	-1.66%
50–54	46,543	43,499	-6.54%	45,397	42,784	-5.76%	91,940	86,283	-6.15%

¹⁸ The data of the Presidency of Migration Management were compiled and prepared by the report authors. For 2022 figures, see GİB, "Geçici Koruma [Temporary Protection]" (Accessed December 31, 2022); for 2021 figures, see Sağiroğlu et al., *Türkiye Göç ve İnsan Hareketlilikleri Yıllığı–2021 [Türkiye Migration and Human Mobilities Annual–2021]*, p. 100.

¹⁹ For 2022 figures, see GİB, "Geçici Koruma [Temporary Protection]" (Accessed December 31, 2022); for 2021 figures, see Sağiroğlu et al., *Türkiye Göç ve İnsan Hareketlilikleri Yıllığı–2021 [Türkiye Migration and Human Mobilities Annual–2021]*, p. 101.

55-59	35,414	34,245	-3.30%	35,466	34,589	-2.47%	70,880	68,834	-2.89%
60-64	23,346	22,054	-5.53%	24,106	23,161	-3.92%	47,452	45,215	-4.71%
65-69	15,206	14,391	-5.36%	16,054	15,614	-2.74%	31,260	30,005	-4.01%
70-74	8,986	8,690	-3.29%	9,898	9,679	-2.21%	18,884	18,369	-2.73%
75-79	4,419	4,143	-6.25%	5,477	5,080	-7.25%	9,896	9,223	-6.80%
80-84	2,421	2,234	-7.72%	3,231	3,035	-6.07%	5,652	5,269	-6.78%
85-89	1,152	1,057	-8.25%	1,701	1,520	-10.64%	2,853	2,577	-9.67%
90+	788	720	-8.63%	1,091	1,062	-2.66%	1,879	1,782	-5.16%
Total	2,009,994	1,890,908	-5.92%	1,726,805	1,644,990	-4.74%	3,736,799	3,535,898	-5.38%

4.3. Resettlement

Resettlement is the transfer of foreigners with international protection application status or under temporary protection to another country in order to obtain refugee status and acquire long-term residence permits.²⁰ Resettlement data regarding Syrians under TP are published by the Presidency of Migration Management cumulatively from 2014, not on an annual basis.

To determine the number of Syrians under TP resettled in 2022, the difference between the figures dated December 30, 2021, and December 31, 2022, was taken as the basis, and the resulting data is presented in Table 4.6. Accordingly, a total of **2,127** Syrians under TP were resettled to six countries in 2022. These countries are Canada (through UNHCR and directly, **1,589**), the USA (**438**), England (**83**), Switzerland (**17**), the Netherlands (**3**), and France (**1**).

Table 4.6. Number of TP Syrians resettled to third countries between 2014-2022²¹

Country	2021			2022	
	Number of Syrians Resettled to Third Countries Between 2014 and the End of 2020	Number of Syrians Resettled to Third Countries Between 2014 and the End of 2021	Number of Syrians Resettled in 2021 (Difference Between January 2021 and Dec. 30, 2021)	Number of Syrians Resettled to Third Countries Between 2014 and End of 2022	Number of Syrians Resettled in 2022 (Difference Between Dec. 30, 2021-Dec 31, 2022)
	As of January 2021	End of December 2021 (Dec 30, 2021)		End of December 2022 (Dec. 31, 2022)	
Canada (UNHCR)	5,214	6,164	950	7,748	1,584
Canada (Direct)	2,645	2,645	0	2,650	5

20 Republic of Türkiye Ministry of Interior Directorate General of Migration Management Directorate General of Migration Management (GİGM), 2016 Yılı İdare Faaliyet Raporu [2016 Administrative Activities Report] (Ankara: Göç İdaresi Başkanlığı, 2017), Accessed January 5, 2023

21 Göç İdaresi Başkanlığının verileri derlenerek rapor yazarları tarafından hazırlanmıştır. 2022 sayıları için bkz. GİB, "Geçici Koruma [Temporary Protection]" (Accessed 30 Aralık 2021 / 31 Aralık 2022); 2021 sayıları için bkz. Sağiroğlu vd., Türkiye Göç ve İnsan Hareketlilikleri Yıllığı-2021 [Türkiye Migration and Human Mobilities Annual-2021], 1, 102.

USA	3,944	4,096	152	4,534	438
England	2,450	2,567	117	2,650	83
Norway	1,926	1,926	0	1,926	0
Sweden	168	168	0	168	0
Switzerland	0	168	168	185	17
Australia	115	115	0	115	0
Austria	58	58	0	58	0
Belgium	46	46	0	46	0
Luxembourg	46	46	0	46	0
Romania	43	43	0	43	0
Liechtenstein	18	18	0	18	0
New Zealand	15	15	0	15	0
Iceland	13	13	0	13	0
Netherlands	3	3	0	3	3
France	1	1	0	1	1
Total	16,705	18,092	1,387	20,219	2,127

Table 4.7 compiles data from the United Nations High Commissioner for Refugees (UNHCR) and the Presidency of Migration Management regarding applications made by individuals with conditional refugee status or temporary protection status to leave the country, as well as those who were resettled, for the years 2021–2022.

According to UNHCR, the number of individuals who applied for resettlement in a third country was **12,270** in 2021 and **11,803** in 2022 (as of September). The number of individuals whose applications were approved and who were resettled in another country was recorded as **7,400** in 2021 and **5,927** in 2022. UNHCR reports indicate that **76%** of those accepted in 2021 were of Syrian nationality, and **12%** were Afghan,²² while no nationality data was provided for 2022. UNHCR stated that these individuals were resettled in **13** different countries.²³ Additionally, it is understood that in 2022, the Presidency of Migration Management resettled **2,127** Syrians under temporary protection to third countries.

22 For 2021 figures, see: Sağiroğlu vd., *Türkiye Göç ve İnsan Hareketlilikleri Yıllığı-2021 [Türkiye Migration and Human Mobilities Annual-2021]*, 103.

23 United Nations High Commissioner for Refugees (UNHCR), *Türkiye Bilgi Notu-Eylül 2022*, (UNHCR, 2022).

Table 4.7. *Distribution of applications made by conditional refugees and temporary protection beneficiaries to leave Türkiye and those resettled* ²⁴

Month	2021				2022		
	UNHCR		GİB		UNHCR		GİB
	Number of Individuals with Conditional Refugee or Temporary Protection Status Who Applied to Leave Türkiye (Cumulative)	Number of Resettled Individuals (Cumulative)	Number of Syrians Resettled Throughout 2021	Month	Number of Individuals with Conditional Refugee or Temporary Protection Status Who Applied to Leave Türkiye (Cumulative)	Number of Resettled Individuals (Cumulative)	Number of Syrians Resettled Throughout 2022 ²⁵
January	-	315		January	-		
February	-	-		February ²⁶	1,285	850	
March	-	429		March	-	-	
April	-	1,530		April	-	-	
May	-	1,955		May ²⁷			
June	-	2,792		June	10,584	5,144	
July	5,600	4,300		July			
August				August	-	-	
September	6,500	5,400		September ²⁸	11,803	5,927	
October	8,400	5,900		October	-	-	
November	12,270	7,400		November	-	-	
December				December	-	-	
Total	12,270	7,400	1,387	Total	11,803	5,927	2,127
Resettled Individuals by Nationality	Syrian (76%)	5,624	1,387		Syrian	-	2,127
	Afghan (12%)	888	-		Other	-	-
	Other (12%)	888	-				
Total		7,400	1,387			5,927	2,127

Another type of resettlement, known as the “One-for-One Formula,” is defined as “the resettlement of one Syrian national to European Union countries in exchange for the return of one irregular Syrian migrant who crossed to the Greek islands via Türkiye, within the framework of

24 Prepared by AYBÜ-GPM through the compilation of data from the Presidency of Migration Management and UNHCR. For 2021 figures, see Sağiroğlu et al., *Türkiye Göç ve İnsan Hareketlilikleri Yıllığı-2021 [Türkiye Migration and Human Mobilities Annual-2021]*, p. 103. The sources for 2022 figures are indicated in the footnotes next to the corresponding months.

25 This information is drawn from Table 4.6. For further details, please refer to the corresponding table.

26 United Nations High Commissioner for Refugees (UNHCR), *Türkiye Bilgi Notu-Şubat 2022*, (UNHCR, 2022).

27 United Nations High Commissioner for Refugees (UNHCR), *Güncel Faaliyetler Mayıs-Temmuz 2022 [Daily Activities May-July 2022]*, (UNHCR, 2022).

28 United Nations High Commissioner for Refugees (UNHCR), *Türkiye Bilgi Notu-Eylül 2022*, (UNHCR, 2022).

the March 18 agreement.”²⁹ Under this formula, which has been in effect since April 2016, the number of Syrians resettled to EU countries was reported as **36,713** as of the end of 2022.³⁰

To determine the number of Syrians who departed from Türkiye under the One-for-One Formula in 2022, the difference between the figures dated 30.12.2021 and 31.12.2022 was taken as the basis. Statistical data on Syrians under TP who left Türkiye under the One-for-One Formula are presented in Table 4.8.

Accordingly, **4,061** Syrians were resettled in eight European Union countries in 2021, while **5,147** Syrians were resettled in seven EU countries in 2022. In **2022**, the top destination countries for resettled Syrians were Germany (**2,980**), the Netherlands (**721**), France (**678**), Sweden (**488**), Finland (**230**), Romania (**40**), and Spain (**10**).

Table 4.8. Statistical information on TP Syrians who left Türkiye under the 1:1 formula, 2021–2022³¹

Country	2021			2022	
	From April 2016 to January 2021 (Jan. 6, 2021)	From April 2016 to Dec. 30, 2021	Number of Syrians Who Departed Türkiye in 2021 under the One-for-One Formula (Difference Between Jan. 6, 2021 and Dec. 30, 2021)	From April 2016 to Dec. 31, 2022	Number of Syrians Who Departed Türkiye in 2022 under the One-for-One Formula (Difference Between Dec. 30, 2021 and Dec. 31, 2022)
Germany	10,012	12,062	2,050	15,042	2,980
Austria	213	213	0	213	0
Belgium	1,344	1,795	451	1,795	0
Bulgaria	85	85	0	85	0
Denmark	31	31	0	31	0
Estonia	59	59	0	59	0
Finland	2,196	2,477	281	2,707	230
France	4,779	4,972	193	5,650	678
Croatia	250	250	0	250	0
Netherlands	4,464	4,798	334	5,519	721
Spain	754	901	147	911	10
Sweden	2,167	2,654	487	3,142	488
Italy	396	396	0	396	0
Latvia	46	46	0	46	0
Lithuania	102	102	0	102	0
Luxembourg	206	206	0	206	0

29 Republic of Türkiye Ministry of Interior Directorate General of Migration Management Directorate General of Migration Management (GİGM), 2016 *Türkiye Göç Raporu [2016 Türkiye Migration Report]*, (Ankara: İçişleri Bakanlığı Göç İdaresi Genel Müdürlüğü), 20.

30 GİB, “Geçici Koruma [Temporary Protection]” (Accessed December 30, 2021 / December 31, 2022).

31 The data of the Presidency of Migration Management were compiled and prepared by the report authors. For 2022 figures, see GİB, “Geçici Koruma [Temporary Protection]” (Accessed December 30, 2021 / December 31, 2022); for 2021 figures, see Sağiroğlu et al., *Türkiye Göç ve İnsan Hareketlilikleri Yılığ-202 [Türkiye Migration and Human Mobilities Annual-2021]* 1, pp. 104–105.

Malta	17	17	0	17	0
Portugal	332	450	118	450	0
Romania	68	68	0	108	40
Slovenia	34	34	0	34	0
Switzerland ³²	24	0	(-24)	-	-
Total	27,579	31,616	4,061	36,763	5,147

The distribution of Syrians under TP placed in European Union countries under the One-for-One Formula according to their education levels is shown in Table 4.9. Between 2016 and 2022, nearly half (**%47.54**) of the **36,763** Syrians placed were illiterate (**17,477** people). Literate without school diploma accounts for **14.46%**. The number of those with elementary school or equivalent education is **7,385**, corresponding to **20.09%**. The proportion of those with middle school or equivalent education is **10.11%** (**3,715** people), and those with high school or equivalent education constitute **5.77%** (**2,120** people).

Among the Syrians under TP placed in European Union countries, the proportion with university-level education is quite low. Those with associate degree or equivalent education total **100** people, representing **0.27%**; those with bachelor's degree or equivalent are **138** people, accounting for **0.38%**; and only **2** people, or **0.01%**, have a master's degree or equivalent. As understood from the table, the education levels of Syrians under TP placed in EU countries between 2016 and 2022 under the One-for-One Formula are quite low.

Table 4.9. *Distribution of Syrians resettled to European Union countries under the 1:1 formula by education level, 2016-2022³³*

Educational Background	Number of Persons	Percentage (%)
Preschool or Equivalent Education	37	0.10%
Elementary School or Equivalent Education	7,385	20.09%
Bachelor's Degree or Equivalent Education	138	0.38%
High School or Equivalent Education	2,120	5.77%
Not of School Age	472	1.28%
Literate Without School Diploma	5,316	14.46%
Illiterate	17,477	47.54%
Middle School or Equivalent Education	3,715	10.11%
Associate Degree or Equivalent Education	100	0.27%
Technical or Occupational Education	1	0.00%
Master's Degree or Equivalent Education	2	0.01%
Total	36,763	100%

32 In the data published by the Presidency of Migration Management on January 6, 2021, it is observed that, within the scope of the One-for-One Formula, 24 individuals had departed from Türkiye and resettled in Switzerland. However, in the data dated December 30, 2021, this number was reported as "0." Considering that the data are published cumulatively, it is believed that an error may have occurred. In the data dated December 31, 2022, no information regarding Switzerland was published.

33 Mol, *Ministry of Interior 2022-2023 Booklet*, p. 365.

4.4. Voluntary Return

The voluntary return mechanism is used not only to remove irregular migrants by deportation but also to prevent “the return of deported irregular migrants to our country.” It aims to improve the conditions of irregular migrants in their countries of origin and to ensure their departure from our country based on dignity, international standards, and voluntariness. In this context, an additional amendment was issued to the Law No. 6458 on Foreigners and International Protection on December 24, 2019 in order to establish the foundations of the Nationally Assisted Voluntary Return Mechanism. Within this scope, an additional regulation was made to the Law No. 6458 on Foreigners and International Protection on December 24, 2019, to establish the foundations of the National Supported Voluntary Return Mechanism. With this amendment, the Presidency of Migration Management will be able to provide support to irregular migrants who wish to leave the country for return to their home or a third country, victims of human trafficking, and foreigners in the process of applying for international protection under the “Voluntary Return Regulation.” With the voluntary return mechanism, the return of irregular migrants will be carried out on a voluntary basis and it is envisaged that the duration of their stay in removal centers will be shortened, administrative lawsuits arising from disputes between the Presidency of Migration Management and foreigners will be eliminated and the financial burden on the Presidency regarding the return procedures will be reduced.³⁴

According to the Ministry of Interior’s 2022–2023 Booklet, the number of Syrians who voluntarily returned to their home country from Türkiye since 2016 reached **539,332** by the end of 2022. In 2022 alone, **58,758** Syrians returned. This indicates that an average of **4,896** Syrians voluntarily returned to their country each month during that year.

Table 4.10. Cumulative number of Syrians who voluntarily returned to their country of origin from 2016 to 2022³⁵

Year	Number of Syrian Returnees between 2016 and 2022 (Cumulative)	Number of Syrian Returnees During the Year
2017	117,919	
2018	291,043	173,124
2019	384,292	93,249
2020	423,611	39,319
2021	480,574	56,963
2022	539,332 ³⁶	58,758

34 Presidency of Migration Management (GİB), “Türkiye’nin Düzensiz Göçle Mücadelesi” (Accessed January 30 2023).

35 Mol, *Ministry of Interior 2022–2023 Booklet*, p. 37.

36 Presidency of Migration Management (GİB), “Göçle karşı karşıya kalmış hiçbir ülkede görülmemiş adımları başarıyla attık, atmaya devam ediyoruz. ... #TürkiyeGöçüYönetiyor”, *Twitter* (Accessed January 2, 2023); Republic of Türkiye Ministry of Interior (Mol), “Bakanımız Sn. Süleyman Soylu, Bakanlığımızda Düzenlenen 2022 Yılı Değerlendirme Toplantısı’na Katıldı [Minister Mr. Süleyman Soylu Attended the 2022 Evaluation Meeting Held at the Ministry]” (Accessed January 4, 2023).

Table 4.11. *Distribution of Syrians who returned to their country of origin in 2022 by month³⁷*

	Number of Syrian Returnees in 2022 (Cumulative)	Difference by Month
End of 2021³⁹	480,574	-
January 2022	-	-
February (Feb. 4, 2022) ⁴⁰	484,400	3,826
March (Mar. 4, 2022) ⁴¹	487,425	3,025
April 2022	-	-
May (May 5, 2022) ⁴²	500,000	12,575
June (Jun. 11, 2022) ⁴³	506,000	6,000
July (Jul. 4, 2022) ⁴⁴	509,791	3,791
August (Sep. 3, 2022) ⁴⁵	521,039	11,248
September 2022	-	-
October (Oct. 20, 2022) ⁴⁶	529,000	7,961
November 2022	-	-
December 2022	-	-
January (Jan 4, 2023)⁴⁷	539,332	10,332
Total⁴⁸	539,332	58,758

The recent increase in the number of Syrians returning to their home country is closely linked to Türkiye's operations in Syria. In this context, the Ministry of Interior particularly emphasizes

37 Compiled by AYBÜ-GPM from the press releases issued by the Republic of Türkiye Ministry of Interior. The sources of the statements are indicated in the footnotes next to the dates.

38 Mol, *Republic of Türkiye Ministry of Interior 2022–2023 Booklet*, p. 37.

39 *İhlas Haber Ajansı*, "İçişleri Bakanlığı Sözcüsü Çataklı: 'Ülkesine geri dönen Suriyeli sayısı: 484 bin 400, bugün itibarıyla ülkemizde kayıt altına alınan Suriyeli sayısı: 3 milyon 739 bin 859 kişidir'."

40 Mol, "Bakan Yardımcımız Sn. Çataklı: Şubat Ayındaki Operasyonlarda 86 Terörist Etkisiz Hale Getirildi [Deputy Minister: Mr. Çataklı 86 Terrorists Neutralized in Operations in February]" (March 4, 2022).

41 Mol, "Bakanımız Sn. Süleyman Soylu, TGRT Haber'de Ercan Gürses ile Ankara Gündemi Programına Katıldı [Minister Mr. Süleyman Soylu participated in the Ankara Agenda with Ercan Gürses TV Program on TGRT News]" (May 5, 2022).

42 Mol, "Bakanımız Sn. Süleyman Soylu: 1 Temmuz itibarıyla Mahallelerde İkamet Edebilecek Yabancı Oranı Yüzde 20'ye Düşürülecek [Minister Mr. Süleyman Soylu: As of July 1, the rate of foreigners who can reside in neighborhoods will be reduced to 20 percent]" (June 11, 2022).

43 Mol, "Bakan Yardımcımız ve Bakanlık Sözcümüz Sn. Çataklı: Hazirandaki Terör Operasyonlarında 142 Terörist Etkisiz Hale Getirildi [Deputy Minister and Ministry Spokesperson Mr. Çataklı 142 Terrorists Neutralized in Terror Operations in June]" (July 4, 2022).

44 Ayşe Şensoy Boztepe, "İçişleri Bakanlığı Sözcüsü Çataklı: Ağustosta 90 terörist etkisiz hale getirildi [Ministry of Interior Spokesperson Çataklı: 90 terrorists neutralized in August]" *Anadolu Ajansı* (September 3, 2022).

45 Mol, "Bakanımız Sn. Süleyman Soylu: Şu Ana Kadar 529 Bin Suriyeli Kardeşimiz Geri Döndü [Minister Mr. Süleyman Soylu: Our 529 Thousand Syrian Brothers and Sisters Have Returned So Far]" (October 20, 2022).

46 Mol, "Bakanımız Sn. Süleyman Soylu, Bakanlığımızda Düzenlenen 2022 Yılı Değerlendirme Toplantısı'na Katıldı [Minister Mr. Süleyman Soylu Attended the 2022 Evaluation Meeting Held at the Ministry]" (January 4, 2023).

47 Presidency of Migration Management (GİB), "Göçle karşı karşıya kalmış hiçbir ülkede görülmemiş adımları başarıyla attık, atmaya devam ediyoruz. ... #TürkiyeGöçYönetiyor", *Twitter* (Accessed January 2, 2023).

the significance of the Euphrates Shield [Firat Kalkanı], Olive Branch [Zeytin Dalı], and Peace Spring [Barış Pınarı] operations:

Since 2016, a total of **539,332** Syrians have voluntarily, safely, and with dignity returned to regions where security was established through the Euphrates Shield, Olive Branch, and Peace Spring operations. In these areas, infrastructure has been improved with advisory support provided by Turkish institutions to local authorities, public services—particularly in education, health, justice, and security—have become operational, and peace and stability have been restored.⁴⁸

In this context, the following information was shared regarding the activities carried out in Syria:

- Under the coordination of AFAD, construction has been completed in **156** out of a total of **332** designated areas for briquette housing, while work is ongoing in **159** areas.
- In the Euphrates Shield Region (ESR), **27,146** briquette houses are being built across 86 areas, and in the Olive Branch Region (OBR), **3,080** houses are being constructed across 7 areas, making a total of **30,226** houses being built by NGOs in both regions.⁴⁹

It was stated that between 2020 and 2022, a total of **93,778** briquette houses were completed in the **332** project areas, and **82,176** families were resettled in these homes.

As stated in the Ministry of Interior 2022–2023 Booklet, “Project for Voluntary, Safe, and Dignified Return of 1 million Syrians under temporary protection in the coming period” has been launched. Within the scope of the Voluntary, Safe, and Dignified Return Project:

- Voluntary returns of Syrians are planned to be directed to housing units—with accompanying social infrastructure—to be built at 13 designated locations in northern Syria.
- The project aims to ensure the continuity and sustainability of voluntary returns.
- In this framework, a “Voluntary Return Action Plan” has been prepared with contributions from all relevant public institutions and organizations.
- Furthermore, voluntary return offices affiliated with Provincial Directorates of Migration Management have been established in 12 provinces with high Syrian populations.⁵⁰

48 Mol, *Ministry of Interior 2022–2023 Booklet*, p. 368.

49 Mol, *Ministry of Interior 2022–2023 Booklet*, p. 367.

50 Mol, *Ministry of Interior 2022–2023 Booklet*, p. 369.



SOURCES



ACADEMIC:

Ağaoğlu, Ferhat Onur vd. "Sağlık Turizmi Uygulamaları ve Türkiye'ye Getirilerine İlişkin Bir Değerlendirme [An Evaluation of Health Tourism Practices and Their Benefits for Türkiye]". *Cumhuriyet Üniversitesi İktisadi ve İdari Bilimler Dergisi* 20/2 (November 2019), 428-450. <http://esjournal.cumhuriyet.edu.tr/en/download/article-file/866952>

Aydın, Oğuz. "Türkiye'de Alternatif Bir Turizm; Sağlık Turizmi [An Alternative Tourism in Türkiye; Health Tourism]". *Karamanoğlu Mehmetbey Üniversitesi Sosyal ve Ekonomik Araştırmalar Dergisi*, 14/23 (June 2012), 91-96. <https://dergipark.org.tr/tr/download/article-file/107272>

Erişti, Bahadır vd. "Yükseköğretimde Uluslararasılaşma: Uluslararası Öğrencilerin Bulunduğu Sınıflarda Ders Veren Öğretim Elemanlarının Öğretim Sürecinde Yaşadıkları Sorunlar ve Çözüm Önerileri [Internationalization in Higher Education: Problems Experienced by Faculty Members Teaching in Classes with International Students and Suggestions for Solutions]". *Tarih, Kültür ve Sanat Araştırmaları Dergisi* 7/2 (July 2018), 352-375. <http://kutaksam.karabuk.edu.tr/index.php/ilk/article/view/1539/1127>

Perruchoud, Richard (ed.) & Redpath-Cross, Jilyanne (ed.). *Göç Terimleri Sözlüğü [Glossary of Migration Terms]*. PDF: BM Göç Kuruluşu (IOM), 2nd Press, 2013. https://publications.iom.int/system/files/pdf/iml31_turkish_2ndedition.pdf

Walker, Patricia. "The Globalisation of Higher Education and the Sojourner Academic: Insights into Challenges Experienced by Newly Appointed International Academic Staff in a UK University". *Journal of Research in International Education* 14/1 (April 2015), 61-74. https://journals.sagepub.com/doi/full/10.1177/1475240915571032?ca4sa_token=rrn1aOYG74YEAAAA%A%3AI-u9Ay4t3kLuZutiSyqRFATIGiSBOTDnDJJcWFL3CVCh4n7tpN1EemV1I0g7weY2VoTrJwQZFEIEd

Yalçınkaya, Merve – Beşirli, Hayati. "Türk Cumhuriyetleri Arasındaki Uluslararası Öğrenci Hareketliliği ve Bu Hareketliliğin Yükseköğretimin Uluslararasılaşma Sürecindeki Rolü [International Student Mobility among Turkic Republics and Its Role in the Internationalization Process of Higher Education]". *Karadeniz Araştırmaları* 19/4 (June 2022), 363-382. <https://dergipark.org.tr/tr/pub/karadearas/issue/70814/1138496>

PRESS

Adam, Gülsem. "Ülkelerine Dönemeyen Ukraynalı Turistler Antalya'da Misafir Ediliyor [Ukrainian tourists who could not return to their countries are being hosted in Antalya]". *Anadolu Ajansı* (March 4, 2022) Accessed August 18, 2023. <https://www.aa.com.tr/tr/gundem/ulkelerine-donemeyen-ukraynali-turistler-antalyada-misafir-ediliyor/2523494>

BirGün. "Bulgarlar Alışveriş İçin Edirne'ye Akın Etti: Bin Leva Bozdurdum ve 10 Bin Lira Harcadım [Bulgarians Flocked to Edirne for Shopping: I Changed One Thousand Leva and Spent 10 Thousand Lira]" (August 27, 2022) Accessed February 5, 2023. <https://www.birgun.net/haber/bulgarlar-alisveris-icin-edirne-ye-akin-etti-bin-leva-bozdurdum-ve-10-bin-lira-harcadim-400566>

CNN Türk. "174 Bin Suriyeli Türk Vatandaşı Oldu [174 Thousand Syrians Became Turkish Citizens]" (October 12, 2021) Accessed August 30, 2023. <https://www.cnnturk.com/turkiye/174-bin-suriyeli-turk-vatandasi-oldu>

CNN Türk. "Turizmde 'Gurbetçi' Rekoru ['Expatriate' Record in Tourism]" (January 9, 2023) Accessed January 18, 2023. <https://www.cnnturk.com/turkiye/turizmde-gurbeteci-rekoru>

Cumhuriyet. "Ucuz TL 1,2 Milyon Turisti Alışverişe Çekti [Cheap TL Attracted 1.2 Million Tourists to Shopping]" (August 24, 2022) Accessed February 5, 2023. <https://www.cumhuriyet.com.tr/ekonomi/ucuz-tl-12-milyon-turisti-alisverise-cekti-1973203>

Çınar, Mehmet. "Savaşa Rağmen 134 Bin Ukraynalı Antalya'ya Tatile Geldi [Despite the war, 134 thousand Ukrainians came to Antalya for vacation]". *Demirören Haber Ajansı* (December 10, 2022) Accessed August 18, 2023. <https://www.dha.com.tr/ekonomi/savasa-ragmen-134-bin-ukraynali-antalyaya-tatile-geldi-2174340>

Dünya. "221 Bin 671 Suriyeli, Türk Vatandaşlığını Aldı [221,671 Syrians Acquired Turkish Citizenship]" (December 5, 2022) Accessed January 27, 2023. <https://www.dunya.com/gundem/221-bin-671-suriyeli-turk-vatandasligini-aldi-haberi-676171>

EnSonHaber. "Bulgarlar, Edirne'ye Kışlık Alışverişine Geliyor [Bulgarians Are Flocking to Türkiye for Winter Shopping]" (October 8, 2022) Accessed February 5, 2023. <https://www.ensonhaber.com/gundem/bulgarlar-edirneye-kislik-alisverisine-geliyor>

EnSonHaber. "Erol Özvar: Hedefimiz 500 Bin Uluslararası Öğrenci [Erol Özvar: Our Target is 500 Thousand International Students]" (January 28, 2023) Accessed February 3, 2023. <https://www.ensonhaber.com/egitim-haberleri/erol-ozvar-hefimiz-500-bin-uluslararasi-ogrenci>

EnSonHaber. "Kemal Kılıçdaroğlu'ndan Yabancı Seçmen Açıklaması [Foreign Voters Statement by Kemal Kılıçdaroğlu]" (August 8, 2022) Accessed January 27, 2023. <https://>

www.ensonhaber.com/gundem/kilicdaroglu-cok-sayida-yabancinin-secimde-oy-kullanacagi-iddiasıyla-ilgili-konustu

Euronews. "Türkmenistan'dan Türkiye'ye: Vatandaşlarımıza Vize Uygulayın [Turkmenistan to Türkiye: Apply visa to our citizens]" (September 5, 2022) Accessed February 1, 2023. <https://tr.euronews.com/2022/09/05/turkmenistandan-turkiyeye-vatandaslarimize-vize-uygulayin>

Gazete Duvar. "Bulgarlar Edirne'de: Her Şeyi Satın Alıyoruz [Bulgarians in Edirne: We Buy Everything]" (August 27, 2022) Accessed February 5, 2023. <https://www.gazeteduvar.com.tr/bulgarlar-edirne-de-her-seyi-satin-aliyoruz-galeri-1578970>

Gazete Duvar. "YÖK Başkanı: Uluslararası Öğrencilerin Yüzde 2,9'u Türkiye'de [YÖK President: 2.9 percent of international students in Türkiye]" (November 28, 2022) Accessed February 3, 2023. <https://www.gazeteduvar.com.tr/yok-baskani-uluslararasi-ogrencilerin-yuzde-29u-turkiyede-haber-1591195>

Hürriyet BigPara. "Bulgarlar Edirne'ye Alışverişe Geldi [Bulgarians Come to Edirne for Shopping]" (November 21, 2022) Accessed February 5, 2023. <https://www.hurriyet.com.tr/ekonomi/bulgarlar-edirneye-alisverise-geldi-42174588>

Hürriyet BigPara. "Türkmenistan Vatandaşlarına Vize Muafiyeti Kalktı [Visa Exemption Lifted for Turkmenistan Citizens]" (September 14, 2022) Accessed February 1, 2023. https://bigpara.hurriyet.com.tr/haberler/genel-haberler/turkmenistan-vatandaslarina-vize-muafiyeti-kalkti_ID1474814/

Hürriyet. "134 Bin Ukraynalı Antalya'ya Tatile Geldi [134 thousand Ukrainians came to Antalya for vacation]" (December 11, 2022) Accessed August 18, 2023. <https://www.hurriyet.com.tr/ekonomi/134-bin-ukraynali-antalyaya-tatile-geldi-42185530>

Hürriyet. "Antalya'da Rus Turist Sayısı 3 Milyona Ulaştı" (December 26, 2022) Accessed August 18, 2023. <https://www.hurriyet.com.tr/gundem/antalyada-rus-turist-sayd isi-3-milyona-ulasti-42193853>

Karar, "Bakan Soylu: 193 Bin 293 Suriyeli Türk Vatandaşı Oldu [Minister Soylu 193,293 Syrians Became Turkish Citizens]" (February 17, 2022) Accessed January 28, 2023. <https://www.karar.com/guncel-haberler/bakan-soylu-193-bin-293-suriyeli-turk-vatandasi-oldu-1652080>

Karar. "Ucuz Alışverişin Adresi Türkiye! Yüksek Kurla Yerli Baktı Yabancı Aldı [Cheap Shopping Address Türkiye! With the High Exchange Rate, Locals Looked and Foreigners Bought]" (December 7, 2022) Accessed February 5, 2023. <https://www.karar.com/ekonomi-haberleri/ucuz-alisverisin-adresi-turkiye-yuksek-kurla-yerli-bakti-yabancı-aldi-1710798>

Kırım Haber Ajansı (QHA). "İçişleri Bakanı Süleyman Soylu: Kırım Tatar Türklerine Uzun Dönem İkamet Vermeye Başlıyoruz [Minister of Interior Süleyman Soylu: We Are

Starting to Grant Long-Term Residence to Crimean Tatar Turks]" (June 13, 2022) Accessed September 1, 2023. <https://www.qha.com.tr/haber-arsivi/icisleri-bakanlari-suleyman-soylu-kirim-tatar-turklerine-uzun-donem-ikamet-vermeye-basliyoruz-414485>

Milliyet. "Seferberlik Sonrası Rusya'dan Antalya'ya Gelen Günlük 80 Uçağa 3-4 Sefer İlave Edilmiş Durumda [3-4 flights have been added to the 80 daily flights from Russia to Antalya after the military mobilization]" (September 30, 2022) Accessed August 18, 2023. <https://www.milliyet.com.tr/ekonomi/seferberlik-sonrasi-rusyadan-antalyaya-gelen-gunluk-80-ucaga-3-4-sefer-ilave-edilmis-durumda-6833465>

Mynet. "Cepleri Dolu Gelip Her Şeyi Satın Alıyorlar! Gürcistan'dan Alışveriş Akını... '550 Dolara Satacağım' Edirne'den Sonra Yeni Adresleri Orası [They Come with Full Pockets and Buy Everything! Shopping Flock from Georgia... 'I'll Sell it for 550 Dollars' After Edirne, Their New Address is There]" (December 7, 2022) Accessed February 5, 2023. <https://www.mynet.com/cepleri-dolu-gelip-her-seyi-satin-aliyorlar-gurcistan-dan-alisveris-akini-550-dolara-satacagim-edirne-den-sonra-yeni-adresleri-ora-110107077238>

Öz, Mert. "Kaç Suriyeli Türk Vatandaşı Yapıldı? [How Many Syrians Were Made Turkish Citizens?]. *Sözcü* (August 28, 2021) Accessed August 30, 2023. <https://www.sozcu.com.tr/2021/gundem/kac-suriyeli-turk-vatandasi-yapildi-6618302/>

Özkök, Cüneyt Kemal. "Bakan Nebati: Türkiye Yüzyılı Kapsamında 2028 Yılı Hedefimiz 90 Milyon Turist, 100 Milyar Dolar Gelirdir [Minister Nebati Within the scope of Türkiye's Century, our target for 2028 is 90 Million Tourists and 100 Billion Dollar Revenue]. *Anadolu Ajansı* (January 31, 2023) Accessed February 1, 2023. <https://www.aa.com.tr/tr/ekonomi/bakan-nebati-turkiye-yuzyili-kapsaminda-2028-yili-hedefimiz-90-milyon-turist-100-milyar-dolar-gelirdir/2802817>

PolitikYol. "Türkiye'ye Alışveriş Amaçlı Gelen Turist Sayısı 1,2 Milyonla Rekor Kırdı [Number of Tourists Visiting Türkiye for Shopping Breaks Record with 1.2 Million]" (August 24, 2022) Accessed February 5, 2023. <https://www.politikyol.com/alisveris-amacli-gelen-turist-sayisi-12-milyonla-rekor-kirdi/>

Posta. "Bulgarlar Bu Kez Kışlık Alışveriş İçin Türkiye'ye Akın Etti [Bulgarians This Time Flocked to Türkiye for Winter Shopping]" (September 24, 2022) Accessed February 5, 2023. <https://www.posta.com.tr/dunya/bulgarlar-bu-kez-kislik-alisveris-icin-turkiyeye-akin-etti-2563124>

Sabah. "Türkiye Sağlık Turizminde İlk 5'in İçinde [Türkiye in the Top 5 in Health Tourism]" (April 19, 2022) Accessed August 26, 2023. <https://www.sabah.com.tr/saglik/2022/04/19/turkiye-saglik-turizminde-ilk-5in-icinde>

Sözcü. "Antalya'dan Konut Alan Rusların Akınında Yeni Rekor [New Record in the Influx of Russians Buying Homes in Antalya]" (December 15, 2022) Accessed August 18,

2023. <https://www.sozcu.com.tr/2022/ekonomi/antalyadan-konut-alan-ruslari-akininda-yeni-rekor-7526843/>

Sözcü. "New York Times, Rus Akınıyla Değişen Antalya'yı Yazdı: 'Kentin Sosyal Dokusu Değişebilir [New York Times Writes About Antalya Changing with the Russian Influx: 'The Social Fabric of the City May Change']" (December 30, 2022) Accessed August 18, 2023. <https://www.sozcu.com.tr/2022/dunya/new-york-times-rus-akiniyla-degis-en-antalyayi-yazdi-kentin-sosyal-dokusu-degisebilir-7540377/>

Şensoy-Boztepe, Ayşe. "Bakan Soylu'dan Türk Vatandaşlığının Kazanılması Süreçlerine İlişkin Açıklama [Statement by Minister Soylu on the Process of Acquiring Turkish Citizenship]". *Anadolu Ajansı* (May 10, 2022) August 30, 2023. <https://www.aa.com.tr/tr/gundem/bakan-soyludan-turk-vatandasliginin-kazanilmasi-sureclerine-iliskin-aciklama/2583717>

Şensoy-Boztepe, Ayşe. "İçişleri Bakanlığı Sözcüsü Çataklı: Ağustosta etkisiz hale getirildi [Ministry of Interior Spokesperson Çataklı: 90 terrorists neutralized in August]". *Anadolu Ajansı* (September 3, 2022). Accessed September 4, 2022. <https://www.aa.com.tr/tr/gundem/icisleri-bakanligi-sozcusu-catakli-agustosta-90-terorist-etkisiz-hale-getirildi/2675884>

Şimşek, Berza. "Türkiye'deki Suriyelilerin Vatandaş Olma ve Oy Kullanma Koşulları Neler? [What are the Conditions for Syrians in Türkiye to Become Citizens and Vote?]" *BBC Türkçe* (August 24, 2022) Accessed January 27, 2023. <https://www.bbc.com/turkce/articles/c1rereyd30ro>

T24. "Türkiye'den Taşınmaz Satın Alan 19 Bin 630 Yabancıya Vatandaşlık Verildi [Citizenship Granted to 19,630 Foreigners Who Purchased Real Estate in Türkiye]" Accessed August 30, 2023. <https://t24.com.tr/haber/tasinmaz-satin-alan-19-bin-630-yabanci-turkiye-vatandasi-oldu,989299>

T24. "Ümit Özdağ: Kılıçdaroğlu Çok Yanılıyor, Oy Verecek Göçmen Sayısı 400-500 Binin Birkaç Katı! [Ümit Özdağ Kılıçdaroğlu is very wrong, the number of migrants who will vote is several times more than 400-500 thousand!]" (August 17, 2022) Accessed January 27, 2023. <https://t24.com.tr/haber/umit-ozdag-kilicdaroglu-cok-yaniliyor-oy-verecek-gocmen-sayisi-400-500-binin-birkac-kati,1053297>

Takvim. "İçişleri Bakanı Süleyman Soylu'dan Flaş 'Cemevi' ve 'Suriyeli Sığınmacı' Açıklaması! [Flash 'Cemevi' and 'Syrian Asylum Seekers' Statement by Interior Minister Süleyman Soylu]" Accessed August 18, 2023. <https://www.takvim.com.tr/guncel/2022/08/18/icisleri-bakani-suleyman-soyludan-suriyeli-siginmaci-aciklamasi-kac-kisiye-vatandaslik-verildi-ne-kadari-oy-kullanacak>

TGRT Haber TV, "Bakan Soylu, 'Sessiz İstila Soros Oyunu' Dedi Meydan Okudu: 15 Temmuz'da Yarım Kalan İş Bitireceğiz [Minister Soylu Said 'Silent Invasion is a Soros

Game' and Challenged: On July 15th, We Will Finish the Unfinished Work]", *YouTube* (May 5, 2022). <https://www.youtube.com/watch?v=uhaqS931JKg>

Turizm Günlüğü. "Antalya'da yazlıkçıdan çok kalıcı Rus var [There are more permanent Russians than summer residents in Antalya]" (March 21, 2022) Accessed August 18, 2023. <https://www.turizmgunlugu.com/2022/03/21/antalyada-yazlikci-cok-kalici-rus-var/>

Türkay, Şaduman. "Büyükelçi Bodnar: Türkiye'de 22 bin Ukrayna vatandaşı bulunuyor [Ambassador Bodnar: 22 thousand Ukrainian citizens in Türkiye]". *Demirören Haber Ajansı* (May 24, 2023). <https://www.dha.com.tr/yerel-haberler/ankara/buyukelci-bodnar-turkiyede-22-bin-ukrayna-vat-2255824>

Unutmaz, Şaduman ve Bayram, Muhammet. "Savaş mağduru 11 milyon Ukraynalıdan 7 milyonu geri döndü [7 million of the 11 million war victims of Ukraine have returned]". *DHA* (September 24, 2022). <https://www.dha.com.tr/gundem/savas-magdu-ru-11-milyon-ukraynalidan-7-milyonu-geri-dondu-2135897>

Yaşar, Sena. "Süleyman Soylu'nun 'Konsolosluk' Açıklamasını Uzmanlar Değerlendirdi: 'Dışişleri Yapmalıydı [Experts Commented on Suleyman Soylu's 'Consulate' Statement: 'Foreign Affairs Should Have Made It']". *Cumhuriyet* (February 3, 2023). Accessed February 4, 2023. <https://www.cumhuriyet.com.tr/dunya/suleyman-soylu-nun-konsolosluk-tepkisini-uzmanlar-degerlendirdi-disisleri-yapmalıydı-2027799>

Yeniçağ. "Bulgarlar ucuz ülke Türkiye'ye şimdi de okul alışverişi için geldi [Bulgarians Now Come to the Cheap Country Türkiye for School Shopping]" (September 11, 2022) Accessed February 5, 2023. <https://www.yenicaggazetesi.com.tr/bulgarlar-ucuz-ulke-turkiyeye-simdi-de-okul-alisverisi-icin-geldi-semt-pazari-kuruldu-577386h.htm>

GOVERNMENT ORGANISATIONS

EGM, Directorate General of Security. Compilation of press releases on "Nationwide Peace of Mind Operations to Combat Irregular Migration [Ülke Geneline Düzensiz Göç ile Mücadeleye Yönelik Huzur Uygulaması]":

- EGM, Directorate General of Security. "Ülke Geneline Düzensiz Göç ile Mücadeleye Yönelik Huzur Uygulaması [Nationwide Peace of Mind Operations to Combat Irregular Migration]". Accessed January 29, 2022. www.egm.gov.tr/ulm-ke-geneline-duzensiz-goc-ile-mucadeleye-yonelik-huzur-uygulamasi
- EGM, Directorate General of Security. "Ülke Geneline Düzensiz Göç ile Mücadeleye Yönelik Huzur Uygulaması [Nationwide Peace of Mind Operations to Combat Irregular Migration]". Accessed February 25, 2022. www.egm.gov.tr/ulm-ke-geneline-duzensiz-goc-ile-mucadeleye-yonelik-huzur-uygulamasi-01

- EGM, Directorate General of Security. "Ülke Geneline Düzensiz Göç ile Mücadeleye Yönelik Huzur Uygulaması [Nationwide Peace of Mind Operations to Combat Irregular Migration]". Accessed March 26, 2022. www.egm.gov.tr/duzen-siz-goc-ile-mucadeleye-yonelik-huzur-uygulamasi
- EGM, Directorate General of Security. "Ülke Geneline Düzensiz Göç ile Mücadeleye Yönelik Huzur Uygulaması [Nationwide Peace of Mind Operations to Combat Irregular Migration]". Accessed April 16, 2022. www.egm.gov.tr/duzen-siz-goc-ile-mucadeleye-yonelik-huzur-uygulamasi-2022-4
- EGM, Directorate General of Security. "Düzensiz Göç İle Mücadele Kapsamında Ülke Geneline 5'inci Huzur Operasyonu Gerçekleştirildi [The 5th Peace Operation was carried out across the country within the scope of Combating Irregular Migration]". Accessed May 13, 2022. www.egm.gov.tr/duzensiz-goc-ile-mucadele-kapsaminda-ulke-geneline-5inci-huzur-operasyonu-gerceklestirildi
- EGM, Directorate General of Security. "Ülke Geneline Düzensiz Göç ile Mücadeleye Yönelik Huzur Uygulaması [Nationwide Peace of Mind Operations to Combat Irregular Migration]". Accessed June 29, 2022. www.egm.gov.tr/ulke-geneline-duzensiz-goc-ile-mucadeleye-yonelik-huzur-uygulamasi
- EGM, Directorate General of Security. "Ülke Geneline Düzensiz Göç ile Mücadeleye Yönelik Huzur Uygulaması [Nationwide Peace of Mind Operations to Combat Irregular Migration]". Accessed July 20, 2022. www.egm.gov.tr/ulke-geneline-es-zamanli-duzensiz-goc-ile-mucadeleye-yonelik-huzur-uygulamasi
- EGM, Directorate General of Security. "Ülke Geneline Düzensiz Göç ile Mücadeleye Yönelik Huzur Uygulaması [Nationwide Peace of Mind Operations to Combat Irregular Migration]". Accessed August 5, 2022. www.egm.gov.tr/ulke-geneline-es-zamanli-duzensiz-goc-ile-mucadeleye-yonelik-huzur-uygulamasi
- EGM, Directorate General of Security. "Ülke Geneline Eş Zamanlı Düzensiz Göç İle Mücadeleye Yönelik Huzur Uygulaması Gerçekleştirildi [Nationwide Concurrent Peace of Mind Operation to Combat Irregular Migration was Carried Out]". Accessed September 23, 2022. www.egm.gov.tr/ulke-geneline-es-zamanli-duzensiz-goc-ile-mucadeleye-yonelik-huzur-uygulamasi-gerceklestirildi
- Republic of Türkiye Ministry of Interior, T.C. İçişleri Bakanlığı. "Düzensiz Göç ile Mücadele Aralıksız Devam Ediyor [The Combat Against Irregular Migration Continues Non-stop]". Accessed October 19, 2022. www.icisleri.gov.tr/duzene-siz-goc-ile-mucadele-araliksiz-devam-ediyor
- EGM, Directorate General of Security. "Ülke Geneline Eş Zamanlı Düzensiz Göç ile Mücadeleye Yönelik Huzur Uygulaması [Nationwide Concurrent Peace of Mind Operation to Combat Irregular Migration]". Accessed November 17, 2022. www.egm.gov.tr/ulke-geneline-es-zamanli-duzensiz-goc-ile-mucadeleye-yonelik-huzur-uygulamasi

egm.gov.tr/ulke-genelinde--es-zamanli--duzensiz-goc-ile-mucadeleye-yonelik-huzur-uygulamasi

- EGM, Directorate General of Security. “Ülke Geneline Düzensiz Göç ile Mücadeleye Yönelik Huzur Uygulaması [Nationwide Peace of Mind Operations to Combat Irregular Migration]”. Accessed December 16, 2022. www.egm.gov.tr/ulmke-genelinde-es-zamanli-duzensiz-goc-ile-mucadeleye-yonelik-huzur-uygulamasi-02

Erdoğan, Recep Tayyip. “Türk Silahlı Kuvvetlerimiz tarafından 258 bin 115 yasa dışı göçmen engellendi [Turkish Armed Forces prevented 258,115 illegal migrants]”. *Twitter*. December 31, 2022, 16:18. Accessed December 31, 2022. <https://twitter.com/RT Erdogan/status/1609177049138069506>

GİB, Republic of Türkiye Ministry of Interior Presidency of Migration Management. “Press Releases” compilation:

- GİB, Republic of Türkiye Ministry of Interior Presidency of Migration Management. “Yılbaşından Bugüne Kadar 21.087 Düzensiz Göçmen Sınır Dışı Edildi [21,087 irregular migrants deported since the beginning of the year]”. Accessed April 15, 2022. <https://www.goc.gov.tr/yilbasindan-bugune-kadar-21087-duzensiz-gocmen-sinir-disi-edildi>
- GİB, Republic of Türkiye Ministry of Interior Presidency of Migration Management. “7 Ayda 59.040 Düzensiz Göçmen Sınır Dışı Edildi [59,040 Irregular Migrants Deported in 7 Months]”. Accessed 30 Temmuz 2022. <https://www.goc.gov.tr/7-aysda-59040-duzensiz-gocmen-sinir-disi-edildi>
- GİB, Republic of Türkiye Ministry of Interior Presidency of Migration Management. “Yılbaşından Bugüne 69.692 Kaçak Göçmen Sınır Dışı Edildi [69,692 illegal migrants deported since the beginning of the year]”. Accessed August 16, 2022. <https://www.goc.gov.tr/kacak-gocmen-sinir-disi2>
- GİB, Republic of Türkiye Ministry of Interior Presidency of Migration Management. “Yılbaşından Bugüne 72.578 Kaçak Göçmen Sınır Dışı Edildi [72,578 illegal migrants deported since the beginning of the year]”. Accessed August 23, 2022. <https://www.goc.gov.tr/kacak-gocmen>
- GİB, Republic of Türkiye Ministry of Interior Presidency of Migration Management. “Türkiye Sınır Dışı Sayılarında Avrupa’yı Geride Bıraktı [Türkiye Leaves Europe Behind in Number of Deportations]”. Accessed September 3, 2022. <https://www.goc.gov.tr/sinir-disi-avrupa>
- GİB, Republic of Türkiye Ministry of Interior Presidency of Migration Management. “11 Aylık Dönemde Sınır Dışı Edilen Düzensiz Göçmen Sayısı 100 Bini Aştı [Number of Irregular Migrants Deported in 11 Months Exceeded 100 Thousand]”. Accessed

November 12, 2022. <https://www.goc.gov.tr/11-aylik-donemde-sinir-disi-edilen-duzensiz-gocmen-sayisi-100-bini-asti>

- GİB, Republic of Türkiye Ministry of Interior Presidency of Migration Management. “2022 Sınır Dışının En Fazla Yapıldığı Yıl Oldu: 11 Ayda Yaklaşık 110 Bin Düzensiz Göçmen Sınır Dışı Edildi [2022 was the year with the highest number of deportations: Nearly 110,000 Irregular Migrants Deported in 11 Months]”. Accessed December 5, 2022. <https://www.goc.gov.tr/11-ayda-yaklasik-110-bin-duzensiz-gocmen-sinir-disi-edildi>
- GİB, Republic of Türkiye Ministry of Interior Presidency of Migration Management. “Sınır Dışı Sayısında Artış Devam Ediyor: 119.817 Düzensiz Göçmen Sınır Dışı Edildi [Number of Deportations Continues to Increase: 119,817 Irregular Migrants Deported]”. Accessed December 25, 2022. <https://www.goc.gov.tr/sinir-disi-119817>

GİB, Republic of Türkiye Ministry of Interior Presidency of Migration Management. “Düzensiz Göç [Irregular Migration]”, Accessed 8 Ocak 2023, <https://www.goc.gov.tr/duzensiz-goc-istatistikler>

GİB, Republic of Türkiye Ministry of Interior Presidency of Migration Management. Compilation of Twitter videos titled “Türkiye Göçü Yönetiyor [#TürkiyeManagesMigration]”:

- GİB, Republic of Türkiye Ministry of Interior Presidency of Migration Management. “#TürkiyeGöçüYönetiyor [#TürkiyeManagesMigration]”. *Twitter*. June 14, 2022, 9:35. Accessed June 14, 2022. <https://twitter.com/Gocidaresi/status/1536598090764935170>
- GİB, Republic of Türkiye Ministry of Interior Presidency of Migration Management. “#TürkiyeGöçüYönetiyor [#TürkiyeManagesMigration]”. *Twitter*. June 18, 2022, 20:09. Accessed 18 Haziran 2022, <https://twitter.com/Gocidaresi/status/1538207228439691266>
- GİB, Republic of Türkiye Ministry of Interior Presidency of Migration Management. “#TürkiyeGöçüYönetiyor [#TürkiyeManagesMigration]”. *Twitter*. June 25, 2022, 19:59. Accessed June 25, 2022. <https://twitter.com/Gocidaresi/status/1540741553437777921>
- GİB, Republic of Türkiye Ministry of Interior Presidency of Migration Management. “#TürkiyeGöçüYönetiyor [#TürkiyeManagesMigration]”. *Twitter*. July 2, 2022 19:59. Accessed July 2, 2022. <https://twitter.com/Gocidaresi/status/1543278229540245506>
- GİB, Republic of Türkiye Ministry of Interior Presidency of Migration Management. “#TürkiyeGöçüYönetiyor [#TürkiyeManagesMigration]”. *Twitter*. July

- 9, 2022, 20:44. Accessed July 9, 2022. <https://twitter.com/Gocidaresi/status/1545826129927364611>
- GİB, Republic of Türkiye Ministry of Interior Presidency of Migration Management. "#TürkiyeGöçüYönetiyor [#TürkiyeManagesMigration]". *Twitter*. July 16, 2022, 20:00. Accessed July 16, 2022. <https://twitter.com/Gocidaresi/status/1548351777958875136>
 - GİB, Republic of Türkiye Ministry of Interior Presidency of Migration Management. "#TürkiyeGöçüYönetiyor [#TürkiyeManagesMigration]". *Twitter*. July 23, 2022, 20:04. Accessed July 23, 2022. <https://twitter.com/Gocidaresi/status/1550889520115159040>
 - GİB, Republic of Türkiye Ministry of Interior Presidency of Migration Management. "#TürkiyeGöçüYönetiyor [#TürkiyeManagesMigration]". *Twitter*. July 30, 2022, 20:04. Accessed July 30, 2022. <https://twitter.com/Gocidaresi/status/1553426343848808449>
 - GİB, Republic of Türkiye Ministry of Interior Presidency of Migration Management. "#TürkiyeGöçüYönetiyor [#TürkiyeManagesMigration]". *Twitter*. August 6, 2022, 21:10. Accessed August 6, 2022. <https://twitter.com/Gocidaresi/status/1555979598256537601>
 - GİB, Republic of Türkiye Ministry of Interior Presidency of Migration Management. "#TürkiyeGöçüYönetiyor [#TürkiyeManagesMigration]". *Twitter*. August 13, 2022, 20:24. Accessed August 13, 2022. <https://twitter.com/Gocidaresi/status/1558504721652105216>
 - GİB, Republic of Türkiye Ministry of Interior Presidency of Migration Management. "#TürkiyeGöçüYönetiyor [#TürkiyeManagesMigration]". *Twitter*. August 20, 2022, 20:01. Accessed August 20, 2022. <https://twitter.com/Gocidaresi/status/1561035589880774656>
 - GİB, Republic of Türkiye Ministry of Interior Presidency of Migration Management. "#TürkiyeGöçüYönetiyor [#TürkiyeManagesMigration]". *Twitter*. August 27, 2022, 20:01. Accessed August 27, 2022. <https://twitter.com/Gocidaresi/status/1563572500533235713>
 - GİB, Republic of Türkiye Ministry of Interior Presidency of Migration Management. "#TürkiyeGöçüYönetiyor [#TürkiyeManagesMigration]". *Twitter*. September 3, 2022, 20:00. Accessed September 3, 2022. <https://twitter.com/Gocidaresi/status/1566108834631909377>
 - GİB, Republic of Türkiye Ministry of Interior Presidency of Migration Management. "#TürkiyeGöçüYönetiyor [#TürkiyeManagesMigration]". *Twitter*. September

10, 2022, 19:57. Accessed September 10, 2022. <https://twitter.com/Gocidaresi/status/1568644941395693570>

- GİB, Republic of Türkiye Ministry of Interior Presidency of Migration Management. “#TürkiyeGöçüYönetiyor [#TürkiyeManagesMigration]”. *Twitter*. September 17, 2022, 19:59. Accessed September 17, 2022. <https://twitter.com/Gocidaresi/status/1571182123406561290>
- GİB, Republic of Türkiye Ministry of Interior Presidency of Migration Management. “#TürkiyeGöçüYönetiyor [#TürkiyeManagesMigration]”. *Twitter*. September 24, 2022, 20:00. Accessed September 24, 2022. <https://twitter.com/Gocidaresi/status/1573718975522947073>
- GİB, Republic of Türkiye Ministry of Interior Presidency of Migration Management. “#TürkiyeGöçüYönetiyor [#TürkiyeManagesMigration]”. *Twitter*. October 1, 2022, 20:00. Accessed October 1, 2022. <https://twitter.com/Gocidaresi/status/1576255680776114178>
- GİB, Republic of Türkiye Ministry of Interior Presidency of Migration Management. “#TürkiyeGöçüYönetiyor [#TürkiyeManagesMigration]”. *Twitter*. October 8, 2022, 19:58. Accessed October 8, 2022. <https://twitter.com/Gocidaresi/status/1578792031769358336>
- GİB, Republic of Türkiye Ministry of Interior Presidency of Migration Management. “#TürkiyeGöçüYönetiyor [#TürkiyeManagesMigration]”. *Twitter*. October 16, 2022, 20:02. Accessed October 16, 2022. <https://twitter.com/Gocidaresi/status/1581692003242610688>
- GİB, Republic of Türkiye Ministry of Interior Presidency of Migration Management. “#TürkiyeGöçüYönetiyor [#TürkiyeManagesMigration]”. *Twitter*. October 22, 2022, 19:58. Accessed October 22, 2022. <https://twitter.com/Gocidaresi/status/1583865414639288320>
- GİB, Republic of Türkiye Ministry of Interior Presidency of Migration Management. “#TürkiyeGöçüYönetiyor [#TürkiyeManagesMigration]”. *Twitter*. October 29, 2022, 20:01. Accessed October 29 Ekim 2022. <https://twitter.com/Gocidaresi/status/1586402965950124032>
- GİB, Republic of Türkiye Ministry of Interior Presidency of Migration Management. “#TürkiyeGöçüYönetiyor [#TürkiyeManagesMigration]”. *Twitter*. November 5, 2022, 19:58. Accessed November 5, 2022. <https://twitter.com/Gocidaresi/status/1588938826684108800>
- GİB, Republic of Türkiye Ministry of Interior Presidency of Migration Management. “#TürkiyeGöçüYönetiyor [#TürkiyeManagesMigration]”. *Twitter*. November

12, 2022, 22:20. Accessed November 12, 2022. <https://twitter.com/Gocidaresi/status/159151181545586688>

- GİB, Republic of Türkiye Ministry of Interior Presidency of Migration Management. “#TürkiyeGöçüYönetiyor [#TürkiyeManagesMigration]”. *Twitter*. November 19, 2022, 19:59. Accessed November 19, 2022. <https://twitter.com/Gocidaresi/status/1594012376147185664>
- GİB, Republic of Türkiye Ministry of Interior Presidency of Migration Management. “#TürkiyeGöçüYönetiyor [#TürkiyeManagesMigration]”. *Twitter*. November 26, 2022, 19:59. Accessed November 26, 2022. <https://twitter.com/Gocidaresi/status/1596549250506186752>
- GİB, Republic of Türkiye Ministry of Interior Presidency of Migration Management. “#TürkiyeGöçüYönetiyor [OUR COMBAT AGAINST IRREGULAR MIGRATION CONTINUES.. #TürkiyeManagesMigration]”. *Twitter*. December 3, 2022, 19:59. Accessed December 3, 2022. <https://twitter.com/Gocidaresi/status/1599085994866720768>
- GİB, Republic of Türkiye Ministry of Interior Presidency of Migration Management. “DÜZENSİZ GÖÇLE MÜCADELEMİZ DEVAM EDİYOR... #TürkiyeGöçüYönetiyor [OUR COMBAT AGAINST IRREGULAR MIGRATION CONTINUES.. #TürkiyeManagesMigration]”. *Twitter*. December 11, 2022, 20:00. Accessed December 11, 2022. <https://twitter.com/Gocidaresi/status/1601985368618074112>
- GİB, Republic of Türkiye Ministry of Interior Presidency of Migration Management. “DÜZENSİZ GÖÇLE MÜCADELEMİZ DEVAM EDİYOR... #TürkiyeGöçüYönetiyor [OUR COMBAT AGAINST IRREGULAR MIGRATION CONTINUES...#TürkiyeManagesMigration]”. *Twitter*. December 17, 2022, 19:57. Accessed December 17, 2022. <https://twitter.com/Gocidaresi/status/1604158973741043714>
- GİB, Republic of Türkiye Ministry of Interior Presidency of Migration Management. “DÜZENSİZ GÖÇLE MÜCADELEMİZ DEVAM EDİYOR.. #TürkiyeGöçüYönetiyor [OUR COMBAT AGAINST IRREGULAR MIGRATION CONTINUES.. #TürkiyeManagesMigration]”. *Twitter*. December 24, 2022, 20:00. Accessed December 24, 2022. <https://twitter.com/Gocidaresi/status/1606696224362561537>
- GİB, Republic of Türkiye Ministry of Interior Presidency of Migration Management. “Göçle karşı karşıya kalmış hiçbir ülkede görülmemiş adımları başarıyla attık, atmaya devam ediyoruz. ... #TürkiyeGöçüYönetiyor [We have successfully taken and continue to take steps unprecedented in any country facing migration. ...#TürkiyeManagesMigration]”. *Twitter*. January 2, 2023, 20:00. Accessed January 2, 2023. <https://twitter.com/Gocidaresi/status/1609957713756446749>

GİB, Republic of Türkiye Ministry of Interior Presidency of Migration Management. “Geçici Koruma [Temporary Protection]”. <https://www.goc.gov.tr/gecici-koruma5638>

- GİB, Republic of Türkiye Ministry of Interior Presidency of Migration Management. "Giriş-Çıkış [Entry-Exit]". Accessed January 20, 2023. <https://www.goc.gov.tr/giris-cikis>
- GİB, Republic of Türkiye Ministry of Interior Presidency of Migration Management. "İkamet İzinleri [Residence Permits]". Accessed January 7, 2023. <https://www.goc.gov.tr/ikamet-izinleri>
- GİB, Republic of Türkiye Ministry of Interior Presidency of Migration Management. "İnsan Ticaretiyle Mücadele [Combating Human Trafficking]". Accessed May 30, 2023. <https://www.goc.gov.tr/insan-ticareti-ile-mucadele-istatistik>
- GİB, T.C. İçişleri Bakanlığı Göç İdaresi Başkanlığı. "Kırım Tatar Türkleri İçin Uzun Dönem İkamet İzni Duyurusu [Long Term Residence Permit Announcement for Crimean Tatar Turks]". Accessed September 1, 2023. <https://istanbul.goc.gov.tr/kirim-tatar-turkleri-icin-uzun-donem-ikamet-izni-duyurusu>
- GİB, Republic of Türkiye Ministry of Interior Presidency of Migration Management. "Mahalle Kapatma Duyurusu Hk. [About the Neighborhood Closure Announcement]". Accessed September 1, 2023. <https://www.goc.gov.tr/mahalle-kapathma-duyurusu-hk2>
- GİB, Republic of Türkiye Ministry of Interior Presidency of Migration Management. "Türkiye'de Geçici Koruma [Temporary Protection in Türkiye]". February 18, 2023, <https://www.goc.gov.tr/turkiye-de-gecici-koruma>
- GİB, Republic of Türkiye Ministry of Interior Presidency of Migration Management. "Türkiye'nin Düzensiz Göçle Mücadelesi [Türkiye's Combat against Irregular Migration]". Accessed April 13, 2023. <https://www.goc.gov.tr/turkiyenin-duzensiz-gocle-mukadelesi>
- GİB, Republic of Türkiye Ministry of Interior Presidency of Migration Management. "Türkiye'nin Vize Muafiyeti Tanıdığı Ülkeler [Countries That Türkiye Grants Visa Exemption]". Accessed August 30, 2023. <https://www.goc.gov.tr/turkiyenin-vize-uygulamadigi-ulkeler>
- GİB, Republic of Türkiye Ministry of Interior Presidency of Migration Management. "Uluslararası Koruma [International Protection]". Accessed June 1, 2023. <https://www.goc.gov.tr/uluslararasi-koruma-istatistikler>
- GİGM, Republic of Türkiye Ministry of Interior Directorate General of Migration Management Directorate General of Migration Management (GİGM), *2016 Yılı İdare Faaliyet Raporu [2016 Administrative Activities Report]* (Ankara: Göç İdaresi Başkanlığı, 2017), Accessed January 5, 2023. <https://www.goc.gov.tr/kurumlar/goc.gov.tr/evraklar/Stratejik-Yonetim/Faaliyet-Raporlari/2016-Yili-Faaliyet-Raporu.pdf>
- GİGM, Republic of Türkiye Ministry of Interior Directorate General of Migration Management [Gümrükler Muhafaza Genel Müdürlüğü]. *2016 Türkiye Göç Raporu [2016*

Türkiye Migration Report]. Ankara: İçişleri Bakanlığı Göç İdaresi Genel Müdürlüğü, 2017. https://www.goc.gov.tr/kurumlar/goc.gov.tr/YillikGocRaporlari/2016_yiik_goc_raporu_haziran.pdf

GİGM, Republic of Türkiye Ministry of Interior Directorate General of Migration Management [*Gümrükler Muhafaza Genel Müdürlüğü*]. *Türkiye İnsan Ticaretiyle Mücadele 2020 Yıllık Raporu* [*Türkiye Annual Report on Combating Human Trafficking 2020*]. Ankara: İçişleri Bakanlığı Göç İdaresi Genel Müdürlüğü, 2020. <https://www.goc.gov.tr/turkiyenin-insan-ticaretiyle-mucadele-yillik-raporlari>

GMGM, Republic of Türkiye Ministry of Trade Directorate General of Customs Enforcement [*Gümrükler Muhafaza Genel Müdürlüğü*]. *2022 Faaliyet Raporu* [*2022 Activities Report*]. GMGM, 2023. Accessed June 20, 2023. <https://muhafaza.ticaret.gov.tr/data/5d31b1ee13b876092c062161/2022%20YILI%20GMGM%20FAAL%C4%B0YET%20RAPORU.pdf>

HT, Health Türkiye. "About Us". Accessed February 5, 2023. <https://www.healthturkiye.com/>

JGK, Jandarma Genel Komutanlığı. *2021 Yılı Faaliyet Raporu* [*2021 Activities Report*]. 2022. Accessed June 30, 2023. [https://www.jandarma.gov.tr/kurumlar/jandarma.gov.tr/Jandarma/indirilebilir-icerikler/JANDARMA GENEL-KOMUTANLIGI-2021-YILI-FAALIYET-RAPORU.pdf](https://www.jandarma.gov.tr/kurumlar/jandarma.gov.tr/Jandarma/indirilebilir-icerikler/JANDARMA_GENEL-KOMUTANLIGI-2021-YILI-FAALIYET-RAPORU.pdf)

JGK, Jandarma Genel Komutanlığı. *2022 Faaliyet Raporu* [*2022 Activities Report*]. 2023. Accessed June 30, 2023. [https://www.jandarma.gov.tr/kurumlar/jandarma.gov.tr/Mali-Tablolar/faaliyet-raporlari/JANDARMA GENEL-KOMUTANLIGI-2022-YILI-FAALIYET-RAPORU.pdf](https://www.jandarma.gov.tr/kurumlar/jandarma.gov.tr/Mali-Tablolar/faaliyet-raporlari/JANDARMA_GENEL-KOMUTANLIGI-2022-YILI-FAALIYET-RAPORU.pdf)

JGK, Jandarma Genel Komutanlığı. "Asayiş İstatistikleri [Public Order Statistics]". Accessed March 15, 2023. <https://www.jandarma.gov.tr/2022-yili-verileri> :

- JGK, Jandarma Genel Komutanlığı. "2022 Ocak Ayı Verileri [2022 January Data]". Accessed March 15, 2023. <https://www.jandarma.gov.tr/2022-ocak-ayi-verileri>
- JGK, Jandarma Genel Komutanlığı. "2022 Şubat Ayı Verileri [2022 February Data]". Accessed March 15, 2023. <https://www.jandarma.gov.tr/2022-subat-ayi-verileri>
- JGK, Jandarma Genel Komutanlığı. "2022 Mart Ayı Verileri [2022 March Data]". Accessed March 15, 2023. <https://www.jandarma.gov.tr/2022-mart-ayi-verileri>
- JGK, Jandarma Genel Komutanlığı. "2022 Nisan Ayı Verileri [2022 April Data]". Accessed March 15, 2023. <https://www.jandarma.gov.tr/2022-nisan-ayi-verileri>
- JGK, Jandarma Genel Komutanlığı. "2022 Mayıs Ayı Verileri [2022 May Data]". Accessed March 15, 2023. <https://www.jandarma.gov.tr/2022-mayis-ayi-verileri>

- JGK, Jandarma Genel Komutanlığı. "2022 Haziran Ayı Verileri [2022 June Data]". Accessed March 15, 2023. <https://www.jandarma.gov.tr/2022-haziran-ayi-verileri>
 - JGK, General Command of Gendarmerie. "2022 Temmuz Ayı Verileri [2022 July Data]". Accessed March 15, 2023. <https://www.jandarma.gov.tr/2022-temmuz-ayi-verileri>
 - JGK, General Command of Gendarmerie. "2022 Ağustos Ayı Verileri [2022 August Data]". Accessed March 15, 2023. <https://www.jandarma.gov.tr/2022-agustos-ayi-verileri>
 - JGK, General Command of Gendarmerie. "2022 Eylül Ayı Verileri [2022 September Data]". Accessed March 15, 2023. <https://www.jandarma.gov.tr/2022-eylul-ayi-verileri>
 - JGK, General Command of Gendarmerie. "2022 Ekim Ayı Verileri [2022 October Data]". Accessed March 15, 2023. <https://www.jandarma.gov.tr/2022-ekim-ayi-verileri>
 - JGK, General Command of Gendarmerie. "2022 Kasım Ayı Verileri [2022 November Data]". Accessed March 15, 2023. <https://www.jandarma.gov.tr/2022-kasim-ayi-verileri>
 - JGK, General Command of Gendarmerie. "2022 Aralık Ayı Verileri [2022 December Data]". Accessed March 15, 2023. <https://www.jandarma.gov.tr/2022-aralik-ayi-verileri>
- JGK, General Command of Gendarmerie. "Raporlar [Reports]". Accessed June 30, 2023. www.jandarma.gov.tr/indirilebilir-icerikler
- JGK, General Command of Gendarmerie. Official Twitter Account, Accessed throughout the year. www.twitter.com/jandarma
- JGK, General Command of Gendarmerie. Twitter Announcements Compilation, 2022:
- JGK, General Command of Gendarmerie. "Genel asayiş ve kamu düzeninin devâmının sağlanması amacıyla ülkemiz genelinde Jandarma sorumluluk alanında düzensiz göçle mücadeleye yönelik 10-17 Nisan 2022 tarihleri arasında...[In order to ensure the continuity of general public order and public order, between April 10-17, 2022 for the fight against irregular migration in the Gendarmerie responsibility area throughout our country...]". *Twitter*. April 21, 2022, 10:00. Accessed April 21, 2022. <https://twitter.com/jandarma/status/1517035448752906241>
 - JGK, General Command of Gendarmerie. "Genel asayiş ve kamu düzeninin devâmının sağlanması amacıyla ülkemiz genelinde Jandarma sorumluluk alanında düzensiz göçle mücadeleye yönelik 22-28 Nisan 2022 tarihleri arasında...[In order to ensure the continuity of general public order and public order, between April

22-28, 2022 for the fight against irregular migration in the Gendarmerie responsibility area throughout our country...]. *Twitter*. May 1, 2022, 17:00. Accessed May 1, 2022. <https://twitter.com/jandarma/status/1520765158842372099>

- JGK, General Command of Gendarmerie. "Genel asayiş ve kamu düzeninin deüvaminin sağlanması amacıyla ülkemiz genelinde Jandarma sorumluluk alanında düzensiz göçle mücadeleyle yönelik 01-30 Nisan 2022 tarihleri arasında...[In order to ensure the continuity of general public order and public order, between April 1-30, 2022 for the fight against irregular migration in the Gendarmerie responsibility area throughout our country...]. *Twitter*. May 8, 2022, 13:58. Accessed May 8, 2022. <https://twitter.com/jandarma/status/1523256070268989441>
- JGK, General Command of Gendarmerie. "Genel asayiş ve kamu düzeninin deüvaminin sağlanması amacıyla ülkemiz genelinde Jandarma sorumluluk alanında düzensiz göçle mücadeleyle yönelik 13-19 Mayıs 2022 tarihleri arasında...[In order to ensure the continuity of general public order and public order, between May 13-19, 2022 for the fight against irregular migration in the Gendarmerie responsibility area throughout our country...]. *Twitter*. May 21, 2022, 16:59. Accessed May 21, 2022. <https://twitter.com/jandarma/status/1528012606925045762>
- JGK, General Command of Gendarmerie. "Genel asayiş ve kamu düzeninin deüvaminin sağlanması amacıyla ülkemiz genelinde Jandarma sorumluluk alanında düzensiz göçle mücadeleyle yönelik 20-26 Mayıs 2022 tarihleri arasında...[In order to ensure the continuity of general public order and public order, between May 20-26, 2022 for the fight against irregular migration in the Gendarmerie responsibility area throughout our country...]. *Twitter*. May 29, 2022, 14:28. Accessed May 29, 2022. <https://twitter.com/jandarma/status/1530873707257810944>
- JGK, General Command of Gendarmerie. "Genel asayiş ve kamu düzeninin deüvaminin sağlanması amacıyla ülkemiz genelinde Jandarma sorumluluk alanında düzensiz göçle mücadeleyle yönelik 01-31 Mayıs 2022 tarihleri arasında...[In order to ensure the continuity of general public order and public order, between May 1-31, 2022 for the fight against irregular migration in the Gendarmerie responsibility area throughout our country...]. *Twitter*. June 5, 2022, 10:59. Accessed June 5, 2022. <https://twitter.com/jandarma/status/1533357781214023680>
- JGK, General Command of Gendarmerie. "Genel asayiş ve kamu düzeninin deüvaminin sağlanması amacıyla ülkemiz genelinde Jandarma sorumluluk alanında düzensiz göçle mücadeleyle yönelik 03-09 Haziran 2022 tarihleri arasında...[In order to ensure the continuity of general public order and public order, between June 3-9, 2022 for the fight against irregular migration in the Gendarmerie responsibility area throughout our country...]. *Twitter*. June 12, 2022, 16:00. Accessed June 12, 2022. <https://twitter.com/jandarma/status/1535970319210618881>
- JGK, General Command of Gendarmerie. "Genel asayiş ve kamu düzeninin deüvaminin sağlanması amacıyla ülkemiz genelinde Jandarma sorumluluk alanında

düzensiz göçle mücadeleyle yönelik 10-16 Haziran 2022 tarihleri arasında...[In order to ensure the continuity of general public order and public order, between June 10-16, 2022 for the fight against irregular migration in the Gendarmerie responsibility area throughout our country...]. *Twitter*. June 19, 2022, 12:29. Accessed June 19, 2022. <https://twitter.com/jandarma/status/1538454015888998402>

- JGK, General Command of Gendarmerie. "Genel asayiş ve kamu düzeninin devamının sağlanması amacıyla ülkemiz genelinde Jandarma sorumluluk alanında düzensiz göçle mücadeleyle yönelik 17-23 Haziran 2022 tarihleri arasında...[In order to ensure the continuity of general public order and public order, between June 17-23, 2022 for the fight against irregular migration in the Gendarmerie responsibility area throughout our country...]. *Twitter*. June 28, 2022, 11:53. Accessed June 28, 2022. <https://twitter.com/jandarma/status/1541706335510839296>
- JGK, General Command of Gendarmerie. "Genel asayiş ve kamu düzeninin devamının sağlanması amacıyla ülkemiz genelinde Jandarma sorumluluk alanında düzensiz göçle mücadeleyle yönelik 01-30 Haziran 2022 tarihleri arasında...[In order to ensure the continuity of general public order and public order, between June 1-30, 2022 for the fight against irregular migration in the Gendarmerie responsibility area throughout our country...]. *Twitter*. July 2, 2023, 17:59. Accessed July 2, 2022. <https://twitter.com/jandarma/status/1543248056212127744>
- JGK, General Command of Gendarmerie. "Genel asayiş ve kamu düzeninin devamının sağlanması amacıyla ülkemiz genelinde Jandarma sorumluluk alanında düzensiz göçle mücadeleyle yönelik 01-07 Temmuz 2022 tarihleri arasında...[In order to ensure the continuity of general public order and public order, between July 1-7, 2022 for the fight against irregular migration in the Gendarmerie responsibility area throughout our country...]. *Twitter*. July 10, 2022, 17:25. Accessed July 10, 2022. <https://twitter.com/jandarma/status/1546138593441243136>
- JGK, General Command of Gendarmerie. "Genel asayiş ve kamu düzeninin devamının sağlanması amacıyla ülkemiz genelinde Jandarma sorumluluk alanında düzensiz göçle mücadeleyle yönelik 08-14 Temmuz 2022 tarihleri arasında...[In order to ensure the continuity of general public order and public order, between July 8-14, 2022 for the fight against irregular migration in the Gendarmerie responsibility area throughout our country...]. *Twitter*. July 19, 2022, 18:32. Accessed July 19, 2022. <https://twitter.com/jandarma/status/1549416921694707713>
- JGK, General Command of Gendarmerie. "Genel asayiş ve kamu düzeninin devamının sağlanması amacıyla ülkemiz genelinde Jandarma sorumluluk alanında düzensiz göçle mücadeleyle yönelik 15-21 Temmuz 2022 tarihleri arasında...[In order to ensure the continuity of general public order and public order, between July 15-21, 2022 for the fight against irregular migration in the Gendarmerie responsibility area throughout our country...]. *Twitter*. July 26, 2022, 13:07. Accessed July 26, 2022. <https://twitter.com/jandarma/status/1551871774006149121>

- JGK, General Command of Gendarmerie. "Genel asayiş ve kamu düzeninin devamının sağlanması amacıyla ülkemiz genelinde Jandarma sorumluluk alanında düzensiz göçle mücadeleyle yönelik 22-28 Temmuz 2022 tarihleri arasında...[In order to ensure the continuity of general public order and public order, between July 22-28, 2022 for the fight against irregular migration in the Gendarmerie responsibility area throughout our country...]". *Twitter*. July 31, 2022, 15:03. Accessed July 31, 2022 <https://twitter.com/jandarma/status/1553712890217209861>
- JGK, General Command of Gendarmerie. "Genel asayiş ve kamu düzeninin devamının sağlanması amacıyla ülkemiz genelinde Jandarma sorumluluk alanında düzensiz göçle mücadeleyle yönelik 29 Temmuz-04 Ağustos 2022 tarihleri arasında...[In order to ensure the continuity of general public order and public order, between July 29-August 4, 2022 for the fight against irregular migration in the Gendarmerie responsibility area throughout our country...]". *Twitter*. August 7, 2022, 11:00. Accessed August 7, 2022. <https://twitter.com/jandarma/status/1556188586831134721>
- JGK, General Command of Gendarmerie. "Genel asayiş ve kamu düzeninin devamının sağlanması amacıyla ülkemiz genelinde Jandarma sorumluluk alanında düzensiz göçle mücadeleyle yönelik 05-11 Ağustos 2022 tarihleri arasında...[In order to ensure the continuity of general public order and public order, between August 5-11, 2022 for the fight against irregular migration in the Gendarmerie responsibility area throughout our country...]". *Twitter*. August 16, 2022, 10:19. Accessed August 16, 2022. <https://twitter.com/jandarma/status/1559439673281417216>
- JGK, General Command of Gendarmerie. "Genel asayiş ve kamu düzeninin devamının sağlanması amacıyla ülkemiz genelinde Jandarma sorumluluk alanında düzensiz göçle mücadeleyle yönelik 12-18 Ağustos 2022 tarihleri arasında...[In order to ensure the continuity of general public order and public order, between August 12-18, 2022 for the fight against irregular migration in the Gendarmerie responsibility area throughout our country...]". *Twitter*. 21 Ağustos 2022, 14:07. Accessed <https://twitter.com/jandarma/status/1561309026029281280>
- JGK, General Command of Gendarmerie. "Genel asayiş ve kamu düzeninin devamının sağlanması amacıyla ülkemiz genelinde Jandarma sorumluluk alanında düzensiz göçle mücadeleyle yönelik 19-25 Ağustos 2022 tarihleri arasında...[In order to ensure the continuity of general public order and public order, between August 19-25, 2022 for the fight against irregular migration in the Gendarmerie responsibility area throughout our country...]". *Twitter*. August 28, 2022, 13:59. Accessed August 28, 2022. <https://twitter.com/jandarma/status/1563843739973476353>
- JGK, General Command of Gendarmerie. "Genel asayiş ve kamu düzeninin devamının sağlanması amacıyla ülkemiz genelinde Jandarma sorumluluk alanında düzensiz göçle mücadeleyle yönelik 26 Ağustos-01 Eylül 2022 tarihleri arasında...

- [In order to ensure the continuity of general public order and public order, between August 26- September 1, 2022 for the fight against irregular migration in the Gendarmerie responsibility area throughout our country...]. *Twitter*. September 4, 2022, 7:59. Accessed September 4, 2022. <https://twitter.com/jandarma/status/1566471022840258560>
- JGK, General Command of Gendarmerie. "Genel asayiş ve kamu düzeninin deva-
vaminin sağlanması amacıyla ülkemiz genelinde Jandarma sorumluluk alanın-
da düzensiz göçle mücadeleyle yönelik 02 Eylül-08 Eylül 2022 tarihleri arasında...
[In order to ensure the continuity of general public order and public order, be-
tween 2-8 September, 2022 for the fight against irregular migration in the Gen-
darmerie responsibility area throughout our country...]. *Twitter*. September 10,
2022, 13:04. Accessed September 10, 2022. <https://twitter.com/jandarma/status/1568540967510188033>
 - JGK, General Command of Gendarmerie. "Genel asayiş ve kamu düzeninin deva-
vaminin sağlanması amacıyla ülkemiz genelinde Jandarma sorumluluk alanın-
da düzensiz göçle mücadeleyle yönelik 09 Eylül-15 Eylül 2022 tarihleri arasında...
[In order to ensure the continuity of general public order and public order, be-
tween September 9-15, 2022 for the fight against irregular migration in the Gen-
darmerie responsibility area throughout our country...]. *Twitter*. September 17,
2022, 10:59. Accessed September 17, 2022. <https://twitter.com/jandarma/status/1571046174202949635>
 - JGK, General Command of Gendarmerie. "Genel asayiş ve kamu düzeninin deva-
vaminin sağlanması amacıyla ülkemiz genelinde Jandarma sorumluluk alanın-
da düzensiz göçle mücadeleyle yönelik 16 Eylül-22 Eylül 2022 tarihleri arasın-
da...[In order to ensure the continuity of general public order and public order,
between September 16-22, 2022 for the fight against irregular migration in the
Gendarmerie responsibility area throughout our country...]. *Twitter*. September
25, 2022, 19:55. Accessed September 25, 2022. <https://twitter.com/jandarma/status/1574080239021367297>
 - JGK, General Command of Gendarmerie. "Genel asayiş ve kamu düzeninin deva-
vaminin sağlanması amacıyla ülkemiz genelinde Jandarma sorumluluk alanın-
da düzensiz göçle mücadeleyle yönelik 23 Eylül-29 Eylül 2022 tarihleri arasın-
da...[In order to ensure the continuity of general public order and public order,
between September 23-29, 2022 for the fight against irregular migration in the
Gendarmerie responsibility area throughout our country...]. *Twitter*. October
1, 2022, 19:00. Accessed October 1, 2022. <https://twitter.com/jandarma/status/1576240583529537539>
 - JGK, General Command of Gendarmerie. "Genel asayiş ve kamu düzeninin
deva-
vaminin sağlanması amacıyla ülkemiz genelinde Jandarma sorumluluk
alanında düzensiz göçle mücadeleyle yönelik 01-30 Eylül 2022 tarihleri arasın-
da...[In order to ensure the continuity of general public order and public order,

between September 1-30, 2022 for the fight against irregular migration in the Gendarmerie responsibility area throughout our country...]. *Twitter*. October 5, 2022, 13:01. Accessed October 5, 2022. <https://twitter.com/jandarma/status/1577599920076455939>

- JGK, General Command of Gendarmerie. “Genel asayiş ve kamu düzeninin devamının sağlanması amacıyla ülkemiz genelinde Jandarma sorumluluk alanında düzensiz göçle mücadeleye yönelik 30 Eylül-06 Ekim 2022 tarihleri arasında...[In order to ensure the continuity of general public order and public order, between September 30-October 6, 2022 for the fight against irregular migration in the Gendarmerie responsibility area throughout our country...]. *Twitter*. October 9, 2022, 15:58. Accessed October 9, 2022. <https://twitter.com/jandarma/status/1579093923233992705>
- JGK, General Command of Gendarmerie. “Genel asayiş ve kamu düzeninin devamının sağlanması amacıyla ülkemiz genelinde Jandarma sorumluluk alanında düzensiz göçle mücadeleye yönelik 07-13 Ekim 2022 tarihleri arasında...[In order to ensure the continuity of general public order and public order, between October 7-13, 2022 for the fight against irregular migration in the Gendarmerie responsibility area throughout our country...]. *Twitter*. Accessed October 15, 2022, 18:12. <https://twitter.com/jandarma/status/1581332303430967296>
- JGK, General Command of Gendarmerie. “Genel asayiş ve kamu düzeninin devamının sağlanması amacıyla ülkemiz genelinde Jandarma sorumluluk alanında düzensiz göçle mücadeleye yönelik 14-20 Ekim 2022 tarihleri arasında...[In order to ensure the continuity of general public order and public order, between October 14-20,2022 for the fight against irregular migration in the Gendarmerie responsibility area throughout our country...]. *Twitter*. October 22, 2022, 15:01. Accessed October 22, 2022. <https://twitter.com/jandarma/status/1583790583495069697>
- JGK, General Command of Gendarmerie. “Genel asayiş ve kamu düzeninin devamının sağlanması amacıyla ülkemiz genelinde Jandarma sorumluluk alanında düzensiz göçle mücadeleye yönelik 21-27 Ekim 2022 tarihleri arasında...[In order to ensure the continuity of general public order and public order, between October 21-27, 2022 for the fight against irregular migration in the Gendarmerie responsibility area throughout our country...]. *Twitter*. October 30 Ekim, 16:59. Accessed October 30, 2022. <https://twitter.com/jandarma/status/1586719477504393219>
- JGK, General Command of Gendarmerie. “Genel asayiş ve kamu düzeninin devamının sağlanması amacıyla ülkemiz genelinde Jandarma sorumluluk alanında düzensiz göçle mücadeleye yönelik 01-30 Kasım 2022 tarihleri arasında...[In order to ensure the continuity of general public order and public order, between November 1-30, 2022 for the fight against irregular migration in the Gendarmerie responsibility area throughout our country...]. *Twitter*. December 3,

2022, 13:30. Accessed December 3, 2022. <https://twitter.com/jandarma/status/1598988086494388225>

- JGK, General Command of Gendarmerie. “Genel asayiş ve kamu düzeninin devamının sağlanması amacıyla ülkemiz genelinde Jandarma sorumluluk alanında düzensiz göçle mücadeleye yönelik 02-09 Aralık 2022 tarihleri arasında... [In order to ensure the continuity of general public order and public order, between December 2-9, 2022 for the fight against irregular migration in the Gendarmerie responsibility area throughout our country...]”. *Twitter*. December 11, 2022, 16:00. Accessed December 11, 2022. <https://twitter.com/jandarma/status/1601924919524495361>
- JGK, General Command of Gendarmerie. “Genel asayiş ve kamu düzeninin devamının sağlanması amacıyla ülkemiz genelinde Jandarma sorumluluk alanında düzensiz göçle mücadeleye yönelik 09-15 Aralık 2022 tarihleri arasında... [In order to ensure the continuity of general public order and public order, between December 9-15, 2022 for the fight against irregular migration in the Gendarmerie responsibility area throughout our country...]”. *Twitter*. December 17, 2022, 18:59. Accessed December 17, 2022. <https://twitter.com/jandarma/status/1604144267718316032>
- JGK, General Command of Gendarmerie. “Jandarma Genel Komutanlığınca, 01-31 Aralık 2022 tarihleri arasında, ülke genelinde gerçekleştirilen operasyonlar ve asayiş uygulamaları neticesinde... [As a result of the operations and public order practices carried out by the General Command of Gendarmerie across the country between December 1-31, 2022...]”. *Twitter*. January 8, 2023. Accessed January 8, 2023. <https://twitter.com/jandarma/status/1612011600793456641/photo/2>

JGK, General Command of Gendarmerie. “Veriler [Data]”. Accessed March 15, 2022. <https://www.jandarma.gov.tr/veriler>

MEB-HBÖGM, Republic of Türkiye Ministry of National Education Directorate General for Lifelong Learning [T.C. Milli Eğitim Bakanlığı Hayat Boyu Öğrenme Genel Müdürlüğü]. “İzleme ve Değerlendirme Raporu 2021 [Monitoring and Evaluation Report 2021]”. Accessed August 12, 2023. https://hbogm.meb.gov.tr/meb_iys_do2syalar/2022_04/15173151_HBOGM_Yzleme_ve_DeYerlendirme_Raporu-2021.pdf

MEB-HBÖGM, Republic of Türkiye Ministry of National Education Directorate General for Lifelong Learning [T.C. Milli Eğitim Bakanlığı Hayat Boyu Öğrenme Genel Müdürlüğü]. “İzleme ve Değerlendirme Raporu 2022 [Monitoring and Evaluation Report 2022]”. Accessed August 12, 2023. https://hbogm.meb.gov.tr/meb_iys_do2syalar/2023_07/03141649_Yzleme_ve_DeYerlendirme_Raporu_2022.pdf

MEB-HBÖGM, Republic of Türkiye Ministry of National Education Directorate General for Lifelong Learning [T.C. Milli Eğitim Bakanlığı Hayat Boyu Öğrenme Genel

Müdürlüğü]. "Göç ve Acil Durumlarda Eğitim Daire Başkanlığı Ocak 2022 [Migration and Emergency Education Department, January 2022]". Accessed January 25, 2022. <https://hbogm.meb.gov.tr/>

MoCT-YİGM, Republic of Türkiye Ministry of Culture and Tourism, General Directorate of Investment and Enterprises [T.C. Kültür ve Turizm Bakanlığı Yatırım ve İşletmeler Genel Müdürlüğü]. "Sınır İstatistikleri". Accessed 22 Mayıs 2023. <https://yigm.ktb.gov.tr/TR-249709/yillik-bultenler.html>

MoCT-YİGM, Republic of Türkiye Ministry of Culture and Tourism, General Directorate of Investment and Enterprises [T.C. Kültür ve Turizm Bakanlığı Yatırım ve İşletmeler Genel Müdürlüğü]. "2022 Yılı Sınır Giriş- Çıkış İstatistikleri [2022 Border Entry-Exit Statistics]". Accessed February 1, 2023. <https://yigm.ktb.gov.tr/TR-249709/yillik-bultenler.html>

MoCT-YİGM, Republic of Türkiye Ministry of Culture and Tourism, General Directorate of Investment and Enterprises [T.C. Kültür ve Turizm Bakanlığı Yatırım ve İşletmeler Genel Müdürlüğü]. "2021 Yılı Sınır Giriş- Çıkış İstatistikleri [2021 Border Entry-Exit Statistics]". Accessed February 1, 2023. <https://yigm.ktb.gov.tr/TR-249709/yillik-bultenler.html>

MoCT-YİGM, T.C. Kültür ve Turizm Bakanlığı Yatırım ve İşletmeler Genel Müdürlüğü. "2019 Yılı Sınır Giriş- Çıkış İstatistikleri [2019 Border Entry-Exit Statistics]". Accessed February 1, 2023. <https://yigm.ktb.gov.tr/TR-249709/yillik-bultenler.html>

MoCT-YİGM, Republic of Türkiye Ministry of Culture and Tourism, General Directorate of Investment and Enterprises [T.C. Kültür ve Turizm Bakanlığı Yatırım ve İşletmeler Genel Müdürlüğü]. "2013 Yılı Sınır Giriş- Çıkış İstatistikleri [2013 Border Entry-Exit Statistics]". Accessed May 24, 2023. <https://yigm.ktb.gov.tr/TR-249709/yil3lik-bultenler.html>

MoCT-YİGM, Republic of Türkiye Ministry of Culture and Tourism, General Directorate of Investment and Enterprises [T.C. Kültür ve Turizm Bakanlığı Yatırım ve İşletmeler Genel Müdürlüğü]. "2016 Yılı Sınır Giriş- Çıkış İstatistikleri [2016 Border Entry-Exit Statistics]". Accessed May 24, 2023. <https://yigm.ktb.gov.tr/TR-249709/yil3lik-bultenler.html>

Mol, Republic of Türkiye Ministry of Interior. Ministry of Interior 2022-2023 Booklet [*İçişleri Bakanlığı 2022-2023 İçişleri Kitapçığı*]. Accessed March 20, 2023. https://www.icisleri.gov.tr/kurumlar/icisleri.gov.tr/lcSite/strateji/raporlar/ButceSunumlari/2023_IcisleriHepelleriSunum.pdf

Mol, Republic of Türkiye Ministry of Interior. "Bakan Yardımcımız Sn. Çataklı: Şubat Ayındaki Operasyonlarda 86 Terörist Etkisiz Hale Getirildi [Deputy Minister: Mr. Çataklı 86 Terrorists Neutralized in Operations in February]". Accessed March 4, 2022. <https://www.icisleri.gov.tr/bakan-yardimcimiz-sn-catakli-subat-ayindaki-operasyonlarda-86-terorist-etkisiz-hale-getirildi>

Mol, Republic of Türkiye Ministry of Interior. "Bakanımız Sn. Süleyman Soylu, Bakanlığımızda Düzenlenen 2022 Yılı Değerlendirme Toplantısı'na Katıldı [Minister Mr. Süleyman Soylu Attended the 2022 Evaluation Meeting Held at the Ministry]". Accessed April 4, 2023. <https://www.icisleri.gov.tr/bakanimiz-sn-suleyman-soylu-bakanligimizda-duzenlenen-2022-yili-degerlendirme-toplantisina-katildi>

Mol, Republic of Türkiye Ministry of Interior. "Bakanımız Sn. Süleyman Soylu, TGRT Haber'de Ercan Gürses İle Ankara Gündemi Programına Katıldı [Minister Mr. Süleyman Soylu participated in the Ankara Agenda with Ercan Gürses TV Program on TGRT News]". Accessed May 5, 2022. <https://www.icisleri.gov.tr/bakanimiz-sn-suleyman-soylu-tgrt-haberde-ercan-gurses-ile-ankara-gundemi-programina-katildi>

Mol, Republic of Türkiye Ministry of Interior. "Bakanımız Sn. Süleyman Soylu: 1 Temmuz İtibarıyla Mahallelerde İkamet Edebilecek Yabancı Oranı Yüzde 20'ye Düşürülecek [Minister Mr. Süleyman Soylu: As of July 1, the rate of foreigners who can reside in neighborhoods will be reduced to 20 percent]". Accessed June 11, 2022. <https://www.icisleri.gov.tr/bakanimiz-sn-suleyman-soylu-1-temmuz-itibariyla-mahallelerde-ikamet-edebilecek-yabanci-orani-yuzde-20ye-dusurulecek>

Mol, Republic of Türkiye Ministry of Interior. "Bakan Yardımcımız ve Bakanlık Sözcümüz Sn. Çataklı: Hazirandaki Terör Operasyonlarında 142 Terörist Etkisiz Hale Getirildi [Deputy Minister and Ministry Spokesperson Mr. Çataklı 142 Terrorists Neutralized in Terror Operations in June]". Accessed July 4, 2022.

<https://www.icisleri.gov.tr/bakan-yardimcimiz-ve-bakanlik-sozcumuz-sn-catakli-hazirandaki-teror-operasyonlarinda-142-terorist-etkisiz-hale-getirildi>

Mol, Republic of Türkiye Ministry of Interior. "Bakanımız Sn. Süleyman Soylu: Şu Ana Kadar 529 Bin Suriyeli Kardeşimiz Geri Döndü [Minister Mr. Süleyman Soylu: Our 529 Thousand Syrian Brothers and Sisters Have Returned So Far]". Accessed October 20, 2022. <https://www.icisleri.gov.tr/bakanimiz-sn-suleyman-soylu-su-ana-kadar-529-bin-suriyeli-kardesimiz-geri-dondu>

Mol, Republic of Türkiye Ministry of Interior. "Bakanımız Sn. Süleyman Soylu, Bakanlığımızda Düzenlenen 2022 Yılı Değerlendirme Toplantısı'na Katıldı [Minister Süleyman Soylu attended the 2022 Evaluation Meeting held at the Ministry]". Accessed January 4, 2023. <https://www.icisleri.gov.tr/bakanimiz-sn-suleyman-soylu-bakanligimizda-duzenlenen-2022-yili-degerlendirme-toplantisina-katildi>

Mol, Republic of Türkiye Ministry of Interior. "İstanbul'da 8 İlçede Yeni Yabancı Kaydı Yapılmayacak [No More New Foreigners Will Be Registered in 8 Districts in Istanbul]". Accessed September 1, 2023. <https://www.icisleri.gov.tr/istanbulda-8-ilcede-yeni-yabanci-kaydi-yapilmayacak>

MoLSS, Republic of Türkiye Ministry of Labor and Social Security. "Yabancı Çalışma İzinleri İstatistikleri – 2021 [Statistics on Foreign Work Permits – 2021]". Accessed January 2, 2023. <https://www.csgeb.gov.tr/media/90062/yabanciizin2021.pdf>

MoLSS, Republic of Türkiye Ministry of Labor and Social Security. "Yabancı Çalışma İzinleri İstatistikleri – 2022 [Statistics on Foreign Work Permits – 2022]". Accessed January 2, 2023. <https://www.csgeb.gov.tr/media/87487/yabanciizin2020.pdf>

MoT, Republic of Türkiye Ministry of Trade. "Kaçakçılıkla Mücadele Verileri [Data on Combating Smuggling]". Accessed May 20, 2023. www.ticaret.gov.tr/istatistikler/bakanlik-istatistikleri/gumruk-istatistikleri/Kacakcilikla-Mucadele-Verileri

MoT, Republic of Türkiye Ministry of Trade. "Kara Gümrük Kapılarına Göre Yolcu Sayıları [Number of Passengers by Land Customs Gates]". Accessed January 14, 2023. <https://ticaret.gov.tr/data/61efa03313b876476cc9f9b0/Kara%20Kapilarina%20Gore%20Yolcu%20Sayilari.pdf>

NVİGM, Republic of Türkiye Ministry of Interior Directorate General of Civil Registration and Citizenship Affairs [T.C. İçişleri Bakanlığı Nüfus ve Vatandaşlık İşleri Genel Müdürlüğü]. "Bazı basın ve sosyal medyada yer alan "seçmen kütüklerinde 466 bin Suriyeli tespit edildi" şeklinde gerçeği yansıtmayan iddialara ilişkin kamuoyu duyurumuz! [Our public announcement regarding the untrue allegations in some media and social media that '466 thousand Syrians were identified in the voter registers']". *Twitter*. December 2, 2022, 15:51. Accessed January 27, 2023. <https://twitter.com/TCNufus/status/1598661043361832960?s=20&t=rf9p4cvGhVsoxr2riaCsog>

NVİGM, Republic of Türkiye Ministry of Interior Directorate General of Civil Registration and Citizenship Affairs [T.C. İçişleri Bakanlığı Nüfus ve Vatandaşlık İşleri Genel Müdürlüğü]. "15.000 sığınmacının vatandaşlığının iptal edildiğine dair haberler gerçeği yansıtmamaktadır !!! [News that the citizenship of 15.000 asylum seekers was canceled does not reflect the truth !!!]". Accessed January 27, 2023. <https://www.nvi.gov.tr/siginmacinin-vatandasliginin-iptal-edildigine-dair-haber>

SBB, Republic of Türkiye Presidency Strategy and Budget Department [T.C. Cumhurbaşkanlığı Strateji ve Bütçe Başkanlığı]. "Kalkınma İçin Uluslararası İşbirliği Altyapısının Geliştirilmesi Programı Eylem Planı (Öncelikli Dönüşüm Programları Eylem Planları) [Action Plan for the Development of International Cooperation Infrastructure for Development Program (Priority Transformation Programs Action Plans)]". Accessed August 18, 2023. https://www.sbb.gov.tr/wp-content/uploads/2018/10/25Kalkinma_icin_Uluslararası_Isbirligi_Altyapisinin_Gelistirilmesi-Programi.pdf

SBB, Republic of Türkiye Presidency Strategy and Budget Department [T.C. Cumhurbaşkanlığı Strateji ve Bütçe Başkanlığı]. "Nitelikli İnsan Gücü İçin Çekim Merkezi Programı Eylem Planı (Öncelikli Dönüşüm Programları Eylem Planları) [Action Plan for Attraction Center for Qualified Manpower Program (Priority Transformation Programs Action Plans)]". Accessed August 18, 2023. <https://www.sbb.gov.tr/>

wp-content/uploads/2018/10/20Nitelikli_Insan_Gucu_icin_Cekim_Merkezi_Programi.pdf

SBB, Republic of Türkiye Presidency Strategy and Budget Department [T.C. Cumhurbaşkanlığı Strateji ve Bütçe Başkanlığı]. “On Birinci Kalkınma Planı [11th National Development Plan]”. Accessed August 18, 2023. https://www.sbb.gov.tr/wp-content/uploads/2022/07/On_Birinci_Kalkinma_Plani-2019-2023.pdf

SBB, Republic of Türkiye Presidency Strategy and Budget Department [T.C. Cumhurbaşkanlığı Strateji ve Bütçe Başkanlığı]. “Onuncu Kalkınma Planı (2014–2018) Sağlık Turizminin Geliştirilmesi Programı Eylem Planı [10th National Development Plan (2014–2018) Health Tourism Development Program Action Plan]”. Accessed August 26, 2023. https://www.sbb.gov.tr/wp-content/uploads/2018/10/17Saglik_Turizminin_Gelistirilmesi_Programi.pdf

SBB, Republic of Türkiye Presidency Strategy and Budget Department [T.C. Cumhurbaşkanlığı Strateji ve Bütçe Başkanlığı]. “Onuncu Kalkınma Planı [10th National Development Plan]”. Accessed August 18, 2023. https://www.sbb.gov.tr/wp-content/uploads/2022/08/Onuncu_Kalkinma_Plani-2014-2018.pdf

SBB, Republic of Türkiye Presidency Strategy and Budget Department [T.C. Cumhurbaşkanlığı Strateji ve Bütçe Başkanlığı]. “Yıllık Programlar”. Accessed August 18, 2023. <https://www.sbb.gov.tr/yillik-programlar/>

SG, Coast Guard Command [Sahil Güvenlik]. “Düzensiz Göç İstatistikleri [Irregular Migration Statistics]”. Accessed May 19, 2023. <https://www.sg.gov.tr/duzensiz-goc-istatistikleri>

SG, Coast Guard Command [Sahil Güvenlik]. “Güncel Faaliyetler [Daily Activities]”. Accessed May 19, 2023. <https://www.sg.gov.tr/guncel-faaliyetler>

STDB, Republic of Türkiye Ministry of Health Directorate General of Health Services Health Tourism Department [T.C. Sağlık Bakanlığı Sağlık Turizmi Daire Başkanlığı]. “Yetkili Sağlık Tesisleri ve Aracı Kuruluşlar [Authorized Healthcare Facilities and Intermediary Institutions]”. Accessed August 26, 2023. <https://shgmturizmdb.saglik.gov.tr/TR-25360/yetkili-saglik-tesisleri-ve-araci-kuruluslar.html>

TAF, Turkish Armed Forces, “Günlük Faaliyetler [Daily Activities]”, Accessed daily throughout the year. <https://www.tsk.tr/Home/GunlukFaaliyetler/5>

TURKSTAT, Turkish Statistical Institute. “Adrese Dayalı Nüfus Kayıt Sistemi Sonuçları, 2022 [Address Based Population Registration System, 2022]”. Accessed August 24, 2023. <https://data.tuik.gov.tr/Bulten/Index?p=49685>

TURKSTAT, Turkish Statistical Institute. “Evlenme ve Boşanma İstatistikleri, 2022 [Marriage and Divorce Statistics, 2022]”. Accessed August 8, 2023. <https://data.tuik.gov.tr/Bulten/Index?p=49685>

gov.tr/Bulten/Index?p=Evlenme-ve-Bo%C5%9Fanma-%C4%B0statistikleri-2022-49437&dil=1

TURKSTAT, Turkish Statistical Institute. "Konut Satış İstatistikleri, Aralık 2022 [Housing Sales Statistics, December 2022]". Accessed August 9, 2023. <https://data.tuik.gov.tr/Bulten/Index?p=Konut-Sat%C4%B1%C5%9F-%C4%B0statistikleri-Aral%C4%B1k-2022-49526&dil=1>

TURKSTAT, Turkish Statistical Institute. "Turizm İstatistikleri, IV. Çeyrek: Ekim-Aralık ve Yıllık, 2022 [Tourism Statistics, Fourth Quarter: October-December and Annual, 2022]". Accessed February 1, 2023. <https://data.tuik.gov.tr/Bulten/Index?p=Turizm-İstatistikleri-IV.Ceyrek:-Ekim-Aralık-ve-Yıllık,-2022-49606>

TURKSTAT, Turkish Statistical Institute. "Uluslararası Göç İstatistikleri, 2022 [International Migration Statistics, 2022]". Accessed August 7, 2023. <https://data.tuik.gov.tr/Bulten/Index?p=Uluslararası-Goc-İstatistikleri-2022-49457>

USHAŞ, T.C. Sağlık Bakanlığı Uluslararası Sağlık Hizmetleri Anonim Şirketi. "Sağlık Turizmi Verileri [Health Tourism Data]". Accessed February 4, 2023. <https://www.ushas.com.tr/saglik-turizmi-verileri/>

YÖK, Council of Higher Education. "Yabancı Uyraklı Öğrencilerin Eğitim Birimlerine Göre Sayıları (2013-2014 Öğretim Yılı Yükseköğretim İstatistikleri) [Number of Foreign Students by Education Unit (2013-2014 Academic Year Higher Education Statistics)]". Accessed August 2, 2023. <https://istatistik.yok.gov.tr/>

YÖK, Council of Higher Education. "Yabancı Uyraklı Öğrencilerin Eğitim Birimlerine Göre Sayıları (2014-2015 Öğretim Yılı Yükseköğretim İstatistikleri) [Number of Foreign Students by Education Unit (2014-2015 Academic Year Higher Education Statistics)]". Accessed August 2, 2023. <https://istatistik.yok.gov.tr/>

YÖK, Council of Higher Education. "Yabancı Uyraklı Öğrencilerin Eğitim Birimlerine Göre Sayıları (2015-2016 Öğretim Yılı Yükseköğretim İstatistikleri) [2015-2016 Academic Year Higher Education Statistics]". Accessed August 2, 2023. <https://istatistik.yok.gov.tr/>

YÖK, Council of Higher Education. "Yabancı Uyraklı Öğrencilerin Eğitim Birimlerine Göre Sayıları (2016-2017 Öğretim Yılı Yükseköğretim İstatistikleri) [Number of Foreign Students by Education Unit (2016-2017 Academic Year Higher Education Statistics)]". Accessed August 2, 2023. <https://istatistik.yok.gov.tr/>

YÖK, Council of Higher Education. "Yabancı Uyraklı Öğrencilerin Eğitim Birimlerine Göre Sayıları (2017-2018 Öğretim Yılı Yükseköğretim İstatistikleri) [Number of Foreign Students by Education Unit (2017-2018 Academic Year Higher Education Statistics)]". Accessed August 2, 2023. <https://istatistik.yok.gov.tr/>

YÖK, Council of Higher Education. "Yabancı Uyruklu Öğrencilerin Eğitim Birimlerine Göre Sayıları (2018–2019 Öğretim Yılı Yükseköğretim İstatistikleri) [Number of Foreign Students by Education Unit (2018–2019 Academic Year Higher Education Statistics)]". Accessed August 2, 2023. <https://istatistik.yok.gov.tr/>

YÖK, Council of Higher Education. "Yabancı Uyruklu Öğrencilerin Eğitim Birimlerine Göre Sayıları (2019–2020 Öğretim Yılı Yükseköğretim İstatistikleri) [Number of Foreign Students by Education Unit (2019–2020 Academic Year Higher Education Statistics)]". Accessed August 2, 2023. <https://istatistik.yok.gov.tr/>

YÖK, Council of Higher Education. "Yabancı Uyruklu Öğrencilerin Eğitim Birimlerine Göre Sayıları (2020–2021 Öğretim Yılı Yükseköğretim İstatistikleri) [Number of Foreign Students by Education Unit (2020–2021 Academic Year Higher Education Statistics)]". Accessed August 2, 2023. <https://istatistik.yok.gov.tr/>

YÖK, Council of Higher Education. "Yabancı Uyruklu Öğrencilerin Eğitim Birimlerine Göre Sayıları (2021–2022 Öğretim Yılı Yükseköğretim İstatistikleri) [Number of Foreign Students by Education Unit (2021–2022 Academic Year Higher Education Statistics)]". Accessed August 2, 2023. <https://istatistik.yok.gov.tr/>

YÖK, Council of Higher Education. "Yabancı Uyruklu Öğrencilerin Eğitim Birimlerine Göre Sayıları (2022–2023 Öğretim Yılı Yükseköğretim İstatistikleri) [Number of Foreign Students by Education Unit (2022–2023 Academic Year Higher Education Statistics)]". Accessed August 2, 2023. <https://istatistik.yok.gov.tr/>

YÖK, Council of Higher Education. *Yükseköğretimde Hedef Odaklı Uluslararasılaşma* [Goal-Oriented Internationalization in Higher Education] (Ankara: Yükseköğretim Kurulu, 2021). <https://www.yok.gov.tr/Documents/Yayinlar/Yayinlarimiz/2021/yuksekokretimde-hedef-odakli-uluslararasilasma.pdf>

YTB, Republic of Türkiye Ministry of Culture and Tourism – Presidency for Turks Abroad and Related Communities [T.C. Kültür ve Turizm Bakanlığı Yurtdışı Türkler ve Akraba Topluluklar Başkanlığı]. "Türkiye Bursları [Türkiye Scholarships]". Accessed August 18, 2023. <https://www.turkiyeburslari.gov.tr/>

LEGISLATION

Bakanlıklara Bağlı, İlgili, İlişkili Kurum ve Kuruluşlar ile Diğer Kurum ve Kuruluşların Teşkilatı Hakkında Cumhurbaşkanlığı Kararnamesi [Presidential Decree on the Organization of Institutions and Agencies Affiliated, Related, or Associated with Ministries, as well as Other Institutions and Agencies] (Presidential Decree No: 4). *Official Gazette* 30479 (15 Temmuz 2018). <https://www.mevzuat.gov.tr/mevzuatwmetin/195.4.pdf>

Cumhurbaşkanlığı Tarafından Yapılan Atamalar Hakkında Kararlar [Decisions on Appointments Made by the Presidency] (Decision No: 2019/240). *Official Gazette* 30844 (July 27, 2019). <https://www.resmigazete.gov.tr/eskiler/2019/07/20190727-13.pdf>

DTY, Deniz Turizmi Yönetmeliği (Council of Ministers Decision No: 2009/15212). *Official Gazette* 27298 (July 24, 2009). Accessed August 31, 2023. <https://www.mevzuat.gov.tr/MevzuatMetin/21.5.200915212.pdf>

PK, Pasaport Kanunu [Passport Law] (Law No: 5682). *Official Gazette* 7564 (July 24, 1950). Accessed August 25, 2023. <https://www.mevzuat.gov.tr/mevzuatmetin/1.3.5682.pdf>

Türk Vatandaşlığı Kanununun Uygulanmasına İlişkin Yönetmelik [Regulation on the Implementation of the Turkish Citizenship Law]. *Official Gazette* 27544 (April 6, 2010). Accessed August 25, 2023. <https://www.mevzuat.gov.tr/MevzuatMetin/21.5.2010139.pdf>

Türk Vatandaşlığı Kanununun Uygulanmasına İlişkin Yönetmelikte Değişiklik Yapılmasına Dair Yönetmelik [Regulation Amending the Regulation on the Implementation of the Turkish Citizenship Law] (Decision Number: 2016/9601). *Official Gazette* 29946 (January 12, 2017). Accessed August 25, 2023. <https://www.resmigazete.gov.tr/eskiler/2017/01/20170112-24.pdf>

Türkiye’de Öğrenim Gören Yabancı Uyraklı Öğrencilere İlişkin Kanun [Law on Foreign Nationals Studying in Türkiye] (Law No: 2922). *Official Gazette* 18196 (October 19, 1983). Accessed August 25, 2023. <https://www.resmigazete.gov.tr/arsiv/18196.pdf>

Türkiye’de Öğrenim Gören Yabancı Uyraklı Öğrencilere İlişkin Yönetmelik [Regulation on Foreign Nationals Studying in Türkiye] (Decision No: 85/9380). *Official Gazette* 18740 (April 30, 1985). Accessed August 27, 2023. <https://www.resmigazete.gov.tr/arsiv/18740.pdf>

TVK, Türk Vatandaşlığı Kanunu [Turkish Citizenship Law] (Law No: 5901). *Official Gazette* 27256 (June 12, 2009). Accessed August 25, 2023. <https://www.mevzuat.gov.tr/MevzuatMetin/1.5.5901.pdf>

ÜİK, Uluslararası İşgücü Kanunu [International Labour Law] (Law No: 6735). *Official Gazette* 29800 (July 28, 2016) Accessed August 26, 2023. <https://www.mevzuat.gov.tr/mevzuatmetin/1.5.6735.pdf>

ÜİKUY, Uluslararası İşgücü Kanunu Uygulama Yönetmeliği [Regulation on the Implementation of the International Labour Law]. *Official Gazette* 31738 (February 2, 2022). Accessed August 27, 2023. <https://www.resmigazete.gov.tr/eskiler/2022/02/20220202-8.htm>

YÖK, Council of Higher Education. “Yurtdışından Öğrenci Kabulüne İlişkin Esaslar”. Accessed August 2, 2023. <https://www.yok.gov.tr/Documents/Ogrenci/yurtdisindan-ogrenci-kabulune-iliskin-esaslar-26072022.pdf>

YUKK, Yabancılar ve Uluslararası Koruma Kanunu [Law on Foreigners and International Protection] (Law No: 6458). *Official Gazette* 28615 (April 11, 2013), Accessed August 27, 2023. <https://www.mevzuat.gov.tr/mevzuatmetin/1.5.6458.pdf>

INTERNATIONAL INSTITUTIONS AND ORGANIZATIONS

ILO, International Labour Organization. “Defining Domestic Work”. Accessed August 22, 2023. https://www.ilo.org/global/topics/wages/minimum-wages/domestic-workers/WCMS_438263/lang--en/index.htm

IOM, International Organization for Migration, IOM-MPM TÜRKİYE, Mixed Migration Flows in the Mediterranean and Beyond, Flow Monitoring Compilation, 2022.

- IOM, International Organization for Migration, *Türkiye – Flow Monitoring Compilation Report (January 2022)*, Accessed February 20, 2023. <https://dtm.iom.int/reports/Turkiye-migrant-presence-monitoring-situation-report-january-2022?close=true>
- IOM, International Organization for Migration, *Türkiye – Flow Monitoring Compilation Report (February 2022)*, Accessed February 20, 2023. <https://dtm.iom.int/reports/Turkiye-migrant-presence-monitoring-situation-report-february-2022?close=true>
- IOM, International Organization for Migration, *Türkiye – Flow Monitoring Compilation Report (March 2022)*, Accessed February 20, 2023. <https://dtm.iom.int/reports/Turkiye-migrant-presence-monitoring-situation-report-march-2022?close=true>
- IOM, International Organization for Migration, *Türkiye – Flow Monitoring Compilation Report (April 2022)*, Accessed February 20, 2023. <https://dtm.iom.int/reports/Turkiye-flow-monitoring-compilation-report-april-2022?close=true>
- IOM, International Organization for Migration, *Türkiye – Flow Monitoring Compilation Report (May 2022)*, Accessed February 20, 2023. <https://dtm.iom.int/reports/turkiye-migrant-presence-monitoring-situation-report-may-2022?close=true>
- IOM, International Organization for Migration, *Türkiye – Flow Monitoring Compilation Report (June 2022)*, Accessed February 20, 2023. <https://dtm.iom.int/reports/turkiye-flow-monitoring-compilation-report-june-2022?close=true>

- IOM, International Organization for Migration, *Türkiye – Flow Monitoring Compilation Report (July 2022)*, Accessed February 20, 2023. <https://dtm.iom.int/reports/turkiye-flow-monitoring-compilation-report-july-2022?close=true>
- IOM, International Organization for Migration, *Türkiye – Flow Monitoring Compilation Report (August 2022)*, Accessed February 20, 2023. <https://dtm.iom.int/reports/turkiye-flow-monitoring-compilation-report-august-2022?close=true>
- IOM, International Organization for Migration, *Türkiye – Flow Monitoring Compilation Report (September 2022)*, Accessed February 20, 2023. <https://dtm.iom.int/reports/turkiye-flow-monitoring-compilation-report-sept-2022?close=true>
- IOM, International Organization for Migration, *Türkiye – Flow Monitoring Compilation Report (October 2022)*, Accessed February 20, 2023. <https://dtm.iom.int/reports/turkiye-flow-monitoring-compilation-report-october-2022?close=true>
- IOM, International Organization for Migration, *Türkiye – Flow Monitoring Compilation Report (November 2022)*, Accessed February 20, 2023. <https://dtm.iom.int/reports/turkiye-flow-monitoring-compilation-report-november-2022?close=true>

UNHCR, United Nations High Commissioner for Refugees. *Türkiye Bilgi Notu-Şubat 2022 [Türkiye Fact Sheet- February 2022]*. UNHCR, 2022. https://www.unhcr.org/tr/wp-content/uploads/sites/14/2023/03/Bi-annual-fact-sheet-2023-02-TurkiyeF_TR.pdf

UNHCR, United Nations High Commissioner for Refugees. *Güncel Faaliyetler Mayıs-Temmuz 2022 [Daily Activities May-July 2022]*. UNHCR, 2022. https://www.unhcr.org/tr/wp-content/uploads/sites/14/2022/09/UNHCR-Turkiye-Operational-Update-May-July22F_TR.pdf

UNHCR, United Nations High Commissioner for Refugees. *Türkiye Bilgi Notu-Eylül 2022 [Türkiye Fact Sheet-September 2022]*. UNHCR, 2022. <https://www.unhcr.org/tr/wp-content/uploads/sites/14/2022/11/Bi-annual-fact-sheet-2022-09-Turkiye.pdf>

UNWTO, United Nations World Tourism Organization E-Library. "Tourism Highlights". Accessed February 5, 2023. <https://www.e-unwto.org/action/doSearch?AllField=tourism+highlights&ConceptID=>

Notlar:

Notlar:

Notlar:

